

Heavy vehicle specialist inspector's or manufacturing inspecting organisation's name (PRINT IN CAPS)

**CHRIS CLARKE**

ID

**C J C**

Vehicle registration (optional)

VIN/chassis number

**7 A 9 D 1 0 0 1 2 L 1 0 2 3 9 4 8**

Make

**DOMETT**

Component being certified:

Chassis

Load anchorage

Model (optional)

Log bolsters

Towing connection

Brakes

Certification category

**HVEK**

SRT

PSV stability

PSV rollover

Swept path

PBS

Description of work

**CERTIFY TO SCHEDULE 5 OF LTR 32015/5**

**NEW ZEALAND HEAVY VEHICLE BRAKE SPECIFICATION.**

**4A TANKER**

Code/standard/rule certified to

**LTR 32015/5**

Component load rating(s)

**26 Tonnes GVM**

General drawing number(s)

**N/A**

**30 Tonnes (Group ratings)**

**RSS TWIN TYRES**

Supporting documents

**BRAKE RULE CERTIFICATE LC200606**

**BRAKE CALCULATION # 822LPC**

Special conditions (optional)

**WARNING LAMP MUST ILLUMINATE WHEN IGNITION IS SWITCHED ON & THEN  
 EXTINGUISH IMMEDIATELY OR WHEN VEHICLE SPEED EXCEEDS 7 KM/H**

Certification expiry date (if applicable)

**N/A [UNLESS MODIFIED]**

or

Hubodometer reading (whichever comes first)

**Declaration**

I the undersigned, declare that I am the heavy vehicle specialist inspector identified and I hold a current valid appointment. I certify that the above mentioned vehicle component's design, manufacture and installation, and this certification complies in all respects with the Land Transport Rule: Vehicle Standards Compliance 2002 and my appointment. To the best of my knowledge the information contained in the certificate is true and correct.

Designer's ID (if different from inspector below)

**LANCE CAWTE, L P C**

Inspector's signature

Inspector's name (PRINT IN CAPS)

**CHRIS CLARKE**

ID number

**C J C**

Date

**20-Jul-20**

Number

**748092**

CoF vehicle inspector ID (if applicable)

CoF vehicle inspector signature (if applicable)

Date

All fields are mandatory unless otherwise stated.

# WABCO START-UP LOG

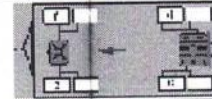
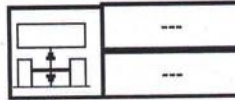
System	Trailer EBS-E	WABCO part number	480 102 064 0
Production date	2019-11-13	Serial number	436069670100M
Serial number (modulator)	000000516302		
Fingerprint Customer EOL / Customer Development / Flash Program	W503643 / 2020-07-20 ; 00000000 / 0000-00-00 ; 00000000 / 0000-00-00		

## WABCO

## TRAILER EBS-E

GGVS/ADR TUEH TB 2007 - 019.00  
TDB 0870

HERSTELLER MANUFACTURER CONSTRUCTEUR	DOMETT			GIO	Pin1	Pin3	Pin4
TYP TYPE TYPE	4A TANKER, D1001			1	24V-O1	---	---
VEHICLE IDENT. NUMBER CHASSIS NUMBER NUMERO DE CHASSIS	7A9D10012L1023948			2	---	---	---
BREMSBERECHNUNGS-NR. BRAKE CALCULATION NO. CALCUL DE FREINAGE NO.	822LPC, 2020SAF4AWPC			3	ALS2	ALS2	---
POLRADZÄHNEZAHL c-d   e-f POLE WHEEL TEETH c-d   e-f DENTS ROUE DENTÉE c-d   e-f	90	90	ABS-System ABS-System Système ABS	4	---	---	---
RSS RSS RSS	Einfachbereifung Single Tire Monte simple		Lenkachse Steering axle Essieu vireur	5	DIAG	DIAG	DIAG
	Zwillingsbereifung Twin Tire Monte jumelée	X	Kippkritisches Fahrzeug Critical Trailer Véhicule critique	6	---	---	---
Subsystems	---	I/O	24N	7	---	---	---




ACHSE AXLE ESSIEU	pm (bar)		6.5		pm (bar)		0.8		2.0		---		6.5		TYP TYPE	(mm)	(mm)	(bar)	
	1.0	Pz	TR (daN)																
1	1400	0.5	1.5	7500	4.7	0.4	1.3	---	5.5	-	20	65	76	534	4241				
2	1400	0.5	1.5	7500	4.7	0.4	1.3	---	5.5	-	20	65	76	534	4241				
3	1200	0.4	1.2	7500	4.7	0.4	1.5	---	4.6	-	16 / 16	63	76	496	3115				
4	1200	0.4	1.2	7500	4.7	0.4	1.5	---	4.6	-	16 / 16	63	76	496	3115				
5	0	---	---	0	---	---	---	---	---	-	---	---	---	---	---				

### TEBS-E

Diagnostic memory	OK	Warning lamp control	OK
Parameter setting	carried out	Stop light supply	OK
EBS pressure test	OK	Lifting axle test	Not tested
Redundancy test	OK	ECAS height sensor calibration	Not tested
ABS sensor assignment	OK	Height sensor axle load	Not tested
RTR test	Not tested	Leak test	Not tested
Immobilizer test	Not tested	Signal outputs	Not tested
Signal inputs	Not tested	Tag axle test	Not tested

### Electronic Extension Module

Diagnostic memory	Not tested	Signal outputs	Not tested
TailGUARDlight	Not tested	TailGUARD	Not tested
Manufacturer	DOMETT	Vehicle ident. no	7A9D10012L1023948
Vehicle type	4A TANKER, D1001	Odometer reading	0.0 km
next Service	0 km	Trip reading	0.0 km
Tester	Chris Clarke	Signature 	
Date	2020-07-20 12:45:50 PM		

trailer (full, semi-, centre-axle) with air brake system acc. to UN/ECE-R.13.11

distribution: DOMETT  
2020 SAF 4A WPC

please note!

This brake calculation is made under consideration of  
 -the legal precriptions mentioned above in the version valid at the time of making the program (V6.18.07.12).  
 -the functional characteristics of our products as well as the data of the brake out of the test approvals of the axle manufacturers, and  
 -the other vehicle data included in the brake calculation.  
 Please check whether these data correspond to the actual vehicle data.  
 Our conditions of delivery apply (particularly section 9.0).  
 In any case we commend to do a braking harmonisation!  
 WABCOBrake V6.18.07.12 db 31.08.2018

vehicle manufacturer: DOMETT  
 trailer model : 4A TANKER, D1001  
 trailer type : 4-axle-full-trailer  
 remarks : air / hydraulic / VA suspension  
 WABCO TRAILER - EBS  
 TRISTOP 3+4: 16/16  
 265/70 R 19,5

axle 1 + 2 + 3 + 4 : SAF, SBS 1918, TDB 0870 ECE,

		unladen	laden
total mass	P in kg	5200	30000
axle 1	P1 in kg	1400	7500
axle 2	P2 in kg	1400	7500
axle 3	P3 in kg	1200	7500
axle 4	P4 in kg	1200	7500
wheel base	E in mm	5070 - 5070	
centre of gravity height	h in mm	700	1534

	axle 1	axle 2	axle 3	axle 4
no. of combined axles	1	1	1	1
no. of brake chambers per axle line	2	2	2	2
The power output corresponds to	BZ 122.1	BZ 122.1BC	0006.0BC	0006.0
brake chamber manufacturer	Meritor	Meritor	WABCO	WABCO
chamber size	20.	20.	16/16	16/16
lever length	76	76	76	76
brake factor	22.37	22.37	22.37	22.37
dyn. rolling radius	421	421	421	421
dyn. rolling radius	421	421	421	421
threshold torque	6.0	6.0	6.0	6.0

calculation:	axle 1	axle 2	axle 3	axle 4
chamber pressure(rdyn min)pH at z=22,5%bar	2.1	2.1	2.1	2.1
chamber pressure(rdyn max)pH at z=22,5%bar	2.1	2.1	2.1	2.1
chamber press.(servo)pcha at pm6,5bar bar	5.5	5.5	4.6	4.6
piston force ThA at pm6,5bar N	6332	6332	4648	4648
brake force(rdyn min)T lad. at pm6,5bar N	51239	51239	37636	37636
brake force(rdyn max)T lad. at pm6,5bar N	51239	51239	37636	37636
Brake force incl. 1 % rolling resistance proportion %	26.5	26.5	23.5	23.5

braking rate z laden 0.604 for rdyn min  
 z = sum (TR)/PRmax 0.604 for rdyn max

Trailer may only be operated in combination with trucks/tractors with ISO 7638 supply (5 or 7 polar).

brake diagram :

maximum pressure: 8.5 bar

axle 1:

valve 1: 480 207 0.. 0 WABCO or 480 207 2.. 0  
EBS relay valve

brake cylinder: Meritor 20HSCLD65

axle 2:

valve 1: 480 207 0.. 0 WABCO or 480 207 2.. 0  
EBS relay valve

brake cylinder: Meritor 20HSCLD65

axle 3:

valve 1: 480 102 ... 0 WABCO  
EBS trailer modulator

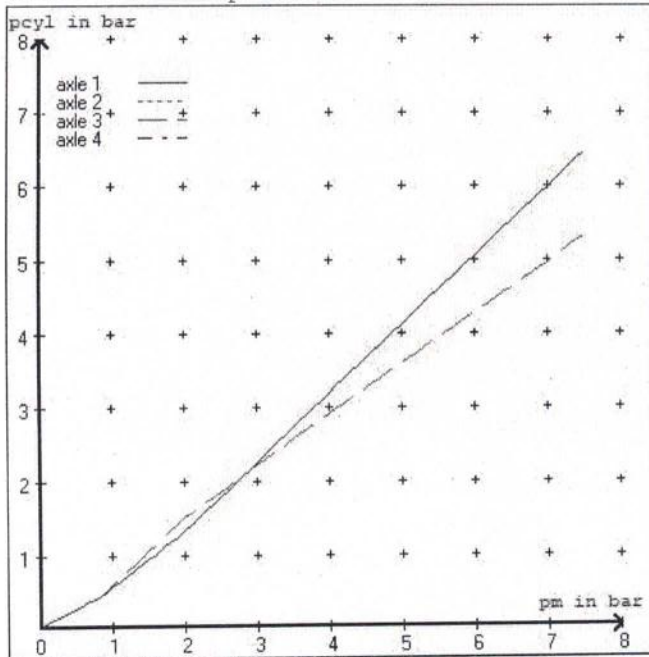
brake cylinder: WABCO 925 464 4.. 0 / 925 484 96. 0

axle 4:

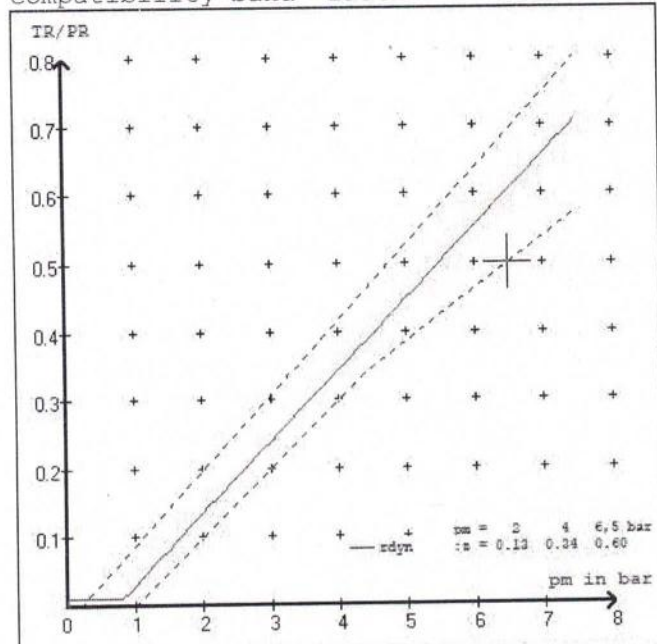
valve 1: 480 102 ... 0 WABCO  
EBS trailer modulator

brake cylinder: WABCO 925 464 4.. 0 / 925 484 96. 0

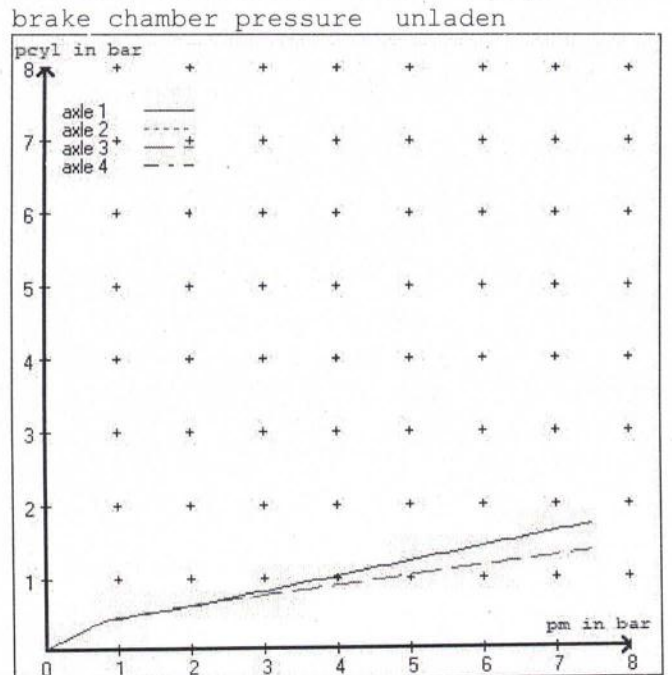
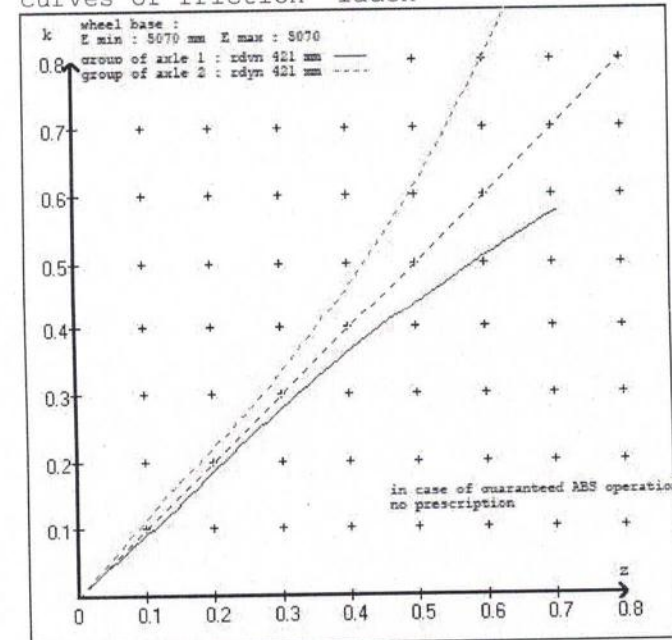
test type III (zIII = 0.30)	for rdyn min :	axle1	axle2	axle3	axle4
at pm 3.6 bar =>	pcha in bar :	2.8	2.8	2.6	2.6
test type III (zIII = 0.06)	for rdyn min :	axle1	axle2	axle3	axle4
at pm 1.3 bar =>	pcha in bar :	0.8	0.8	0.9	0.9



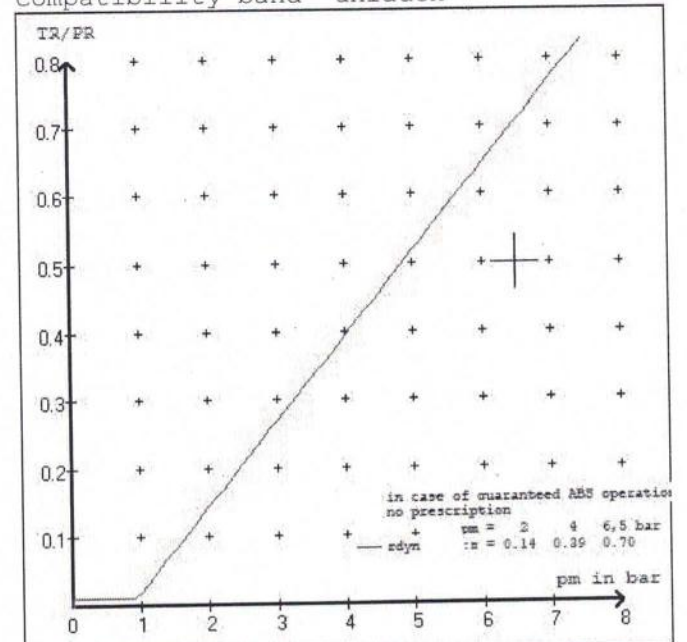
compatibility band laden



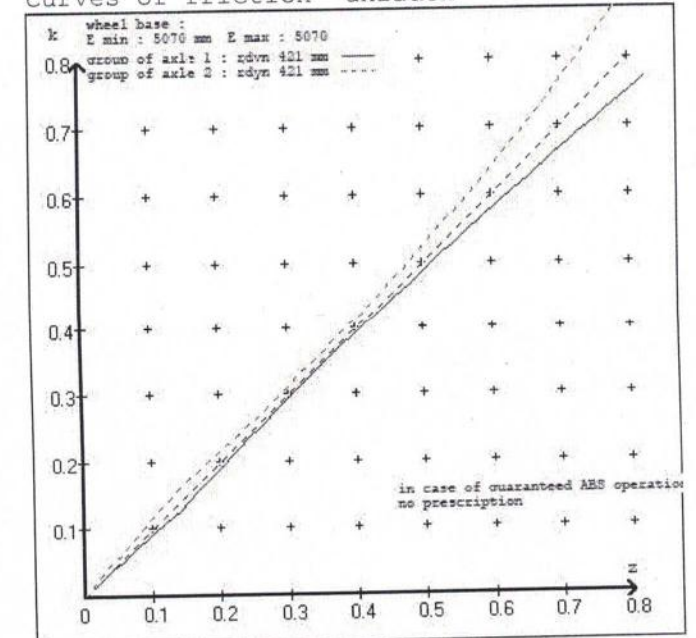
curves of friction laden



compatibility band unladen



curves of friction unladen



vehicle manufacturer: DOMETT  
 trailer model : 4A TANKER, D1001  
 trailer type : 4-axle-full-trailer

brake chamber and lever length :

axle 1 : 2 x type/diameter 20. (Meritor) lever length 76 mm  
 axle 2 : 2 x type/diameter 20. (Meritor) lever length 76 mm  
 axle 3 : 2 x type/diameter 16/16 (WABCO) lever length 76 mm  
 axle 4 : 2 x type/diameter 16/16 (WABCO) lever length 76 mm

brake diagram :

valve :  
 480 207 0.. 0 WABCO EBS relay valve or 480 207 2.. 0  
 480 102 ... 0 WABCO EBS trailer modulator

EBS input data

=====

vehicle manufacturer: DOMETT  
 trailer model : 4A TANKER, D1001  
 trailer type : 4-axle-full-trailer  
 brake calculation no. : TP 2020A

tire circumference main axle : 2650 for rdyn max  
 tire circumference auxiliary axle : 2650 for rdyn max

assignment pm / deceleration z: pm 0.8 bar z = 0.010  
 (laden condition) 2.0 bar z = 0.134  
 6.5 bar z = 0.600

control pressure pm			6,5	control pressure pm			0.8	2.0	6.5
axle	axle load unladen	bellow pr. unladen	brake pr. unladen	axle load laden	bellow pr. laden	brake pr. laden			
1	1400	to be	1.5	7500	to be	0.4	1.3	5.5	
2	1400	entered by the vehicle manufact.	1.5	7500	entered by the vehicle manufact.	0.4	1.3	5.5	
3	1200		1.2	7500		0.4	1.5	4.6	
4	1200		1.2	7500		0.4	1.5	4.6	
5	0		0,0	0		0,0	0,0	0,0	

The unladen values indicated in the above table are values for the basic parameter set. Higher unladen axle loads and liftaxles are automatically recognized and do not require separate adjustment. The above unladen axle loads must not be fallen below.

=====

axle 1	axle 2	axle 3	axle 4
axle load pcy1	axle load pcy1	axle load pcy1	axle load pcy1
1400	1.5	1200	1.2
1900	1.8	1700	1.5
2400	2.2	2200	1.7
2900	2.5	2700	2.0
3400	2.8	3200	2.3
3900	3.1	3700	2.5
4400	3.5	4200	2.8
4900	3.8	4700	3.1
7500	5.5	7500	4.6

data sheet to ECE vehicle type-approval certificate concerning braking equipment: according to ECE R13 annex 11

axle 1 : reference axle: SAF	SBS 1937	brake lining: SAF 437
test report :	TDB 0870 ECE	date : 20131111
axle 2 : reference axle: SAF	SBS 1937	brake lining: SAF 437
test report :	TDB 0870 ECE	date : 20131111
axle 3 : reference axle: SAF	SBS 1937	brake lining: SAF 437
test report :	TDB 0870 ECE	date : 20131111
axle 4 : reference axle: SAF	SBS 1937	brake lining: SAF 437
test report :	TDB 0870 ECE	date : 20131111

calc. verific. of residual (hot) braking force type III  
(item 4.2.1 of appendix 2 to annex 11)

axle 1	(rdyn 421 mm)	T = 24.1 % Fe
axle 2	(rdyn 421 mm)	T = 24.1 % Fe
axle 3	(rdyn 421 mm)	T = 20.0 % Fe
axle 4	(rdyn 421 mm)	T = 20.0 % Fe

calculated actuator stroke in mm  
(item 4.3.1.1 of appendix 2 to annex 11)

axle 1	(sp = 58 mm)	s = 47 mm
axle 2	(sp = 58 mm)	s = 47 mm
axle 3	(sp = 50 mm)	s = 47 mm
axle 4	(sp = 50 mm)	s = 47 mm

average thrust output in N at pm = 6,5 bar (however max. pcha = 7,0 bar)

axle1	ThA = 6332 N
axle2	ThA = 6332 N
axle3	ThA = 4648 N
axle4	ThA = 4648 N

calc. residual (hot) braking force in N  
(item 4.3.1.4 of appendix 2 to annex 11)

axle 1	(rdyn 421 mm)	T = 38993 N
axle 2	(rdyn 421 mm)	T = 38993 N
axle 3	(rdyn 421 mm)	T = 28649 N
axle 4	(rdyn 421 mm)	T = 28649 N

basic test	type III
of subject	(calculated)
trailer (E)	residual
	(hot)braking

braking rate of the vehicle  
(item 4.3.2 to appendix 2 to annex 11)

0.60 0.46

required braking rate  
(items 1.5.3 and 1.7.2 to annex 11)

>= 0,4 and  
>= 0,6\*E (0.36)

axle 1	(rdyn 421 mm)
axle 2	(rdyn 421 mm)
axle 3	(rdyn 421 mm)
axle 4	(rdyn 421 mm)

T = 38993 N
T = 38993 N
T = 28649 N
T = 28649 N

basic test	type III
of subject	(calculated)
trailer (E)	residual
	(hot)braking

braking rate of the vehicle  
(item 4.3.2 to appendix 2 to annex 11)

0.60 0.46

required braking rate  
(items 1.5.3 and 1.7.2 to annex 11)

>= 0,4 and  
>= 0,6\*E (0.36)



data sheet to ECE vehicle type-approval certificate concerning braking equipment: according to ECE R13 annex 11

axle 1 : reference axle: SAF	SBS 1937	brake lining: SAF 607
test report :	TDB 0870 ECE	date : 2014520
axle 2 : reference axle: SAF	SBS 1937	brake lining: SAF 607
test report :	TDB 0870 ECE	date : 2014520
axle 3 : reference axle: SAF	SBS 1937	brake lining: SAF 607
test report :	TDB 0870 ECE	date : 2014520
axle 4 : reference axle: SAF	SBS 1937	brake lining: SAF 607
test report :	TDB 0870 ECE	date : 2014520

calc. verific. of residual (hot) braking force type III  
(item 4.2.1 of appendix 2 to annex 11)

axle 1	(rdyn 421 mm)	T = 24.1 % Fe
axle 2	(rdyn 421 mm)	T = 24.1 % Fe
axle 3	(rdyn 421 mm)	T = 20.0 % Fe
axle 4	(rdyn 421 mm)	T = 20.0 % Fe

calculated actuator stroke in mm  
(item 4.3.1.1 of appendix 2 to annex 11)

axle 1	(sp = 58 mm)	s = 46 mm
axle 2	(sp = 58 mm)	s = 46 mm
axle 3	(sp = 50 mm)	s = 46 mm
axle 4	(sp = 50 mm)	s = 46 mm

average thrust output in N at pm = 6,5 bar (however max. pcha = 7,0 bar)

axle1	ThA = 6332 N
axle2	ThA = 6332 N
axle3	ThA = 4648 N
axle4	ThA = 4648 N

calc. residual (hot) braking force in N  
(item 4.3.1.4 of appendix 2 to annex 11)

axle 1	(rdyn 421 mm)	T = 40838 N
axle 2	(rdyn 421 mm)	T = 40838 N
axle 3	(rdyn 421 mm)	T = 29995 N
axle 4	(rdyn 421 mm)	T = 29995 N

basic test	type III
of subject	(calculated)
trailer (E)	residual
	(hot)braking

braking rate of the vehicle (item 4.3.2 to appendix 2 to annex 11)	0.60	0.48
required braking rate (items 1.5.3 and 1.7.2 to annex 11)		>= 0,4 and >= 0,6*E (0.36)

axle 1	(rdyn 421 mm)	T = 40838 N
axle 2	(rdyn 421 mm)	T = 40838 N
axle 3	(rdyn 421 mm)	T = 29995 N
axle 4	(rdyn 421 mm)	T = 29995 N

basic test	type III
of subject	(calculated)
trailer (E)	residual
	(hot)braking

braking rate of the vehicle (item 4.3.2 to appendix 2 to annex 11)	0.60	0.48
required braking rate (items 1.5.3 and 1.7.2 to annex 11)		>= 0,4 and >= 0,6*E (0.36)

spring parking brake

		<u>axle 3</u>	<u>axle 4</u>
no of TRISTOP-actuators per axle line KDZ		2	2
TRISTOP-actuator type		16/16	16/16
lever length	lBh in mm	76	76
stat. tyre radius	rstat max in mm	401	401
at a stroke of	s in mm	30	30
min. force of spring brake	TFZ in N	6282	6282
sp.brake chamber no 925 ... ..		464 4.. 0464	4.. 0
sp.brake chamber no 925 ... ..		484 96. 0484	96. 0
release pressure	pLs in bar	5.0	5.0

calculation:

ratio until road		4.2397	4.2397
$iFb = lBh * \eta * C * rBt / (rBn * rstat)$			
	for rstat in mm	401	401
brake force of spring br. Tf in N		52598	52598
$Tf = (TFZ * KDZ - 2 * Co / lBh) * iFb$			
braking rate	zf laden	0.367	
$zf = \text{sum}(Tf) / P + 0,01$			

Test of the frictional connection required by the parking brake

minimum wheelbase/minimum supporting width min Ef necessary  
to fulfil the regulations

$$\text{min Ef} = E * (1 - PR/P + zferf * h/E) / (1 - zferf / (fzul * nf/ng))$$

min Ef = 3627 mm for E = 5070 mm

min Ef = 3627 mm for E = 5070 mm

min Ef = minimum distance between front axle(s) (trailer) or support (semitraile)  
and the rear axle(s) (resultant of the bogie)

E = wheel base

fzul = 0.80 maximum permissible frictional connection required

zferf = 0.18 maximum required braking ratio of the parking brake

h = 1534 mm height of center of gravity - laden

PR = 15000 kg maximum bogie mass - laden

P = 30000 kg maximum total mass - laden

nf = 2 no. of axle(s) with TRISTOP spring brake actuators

ng = 2 no. of bogie axle(s)

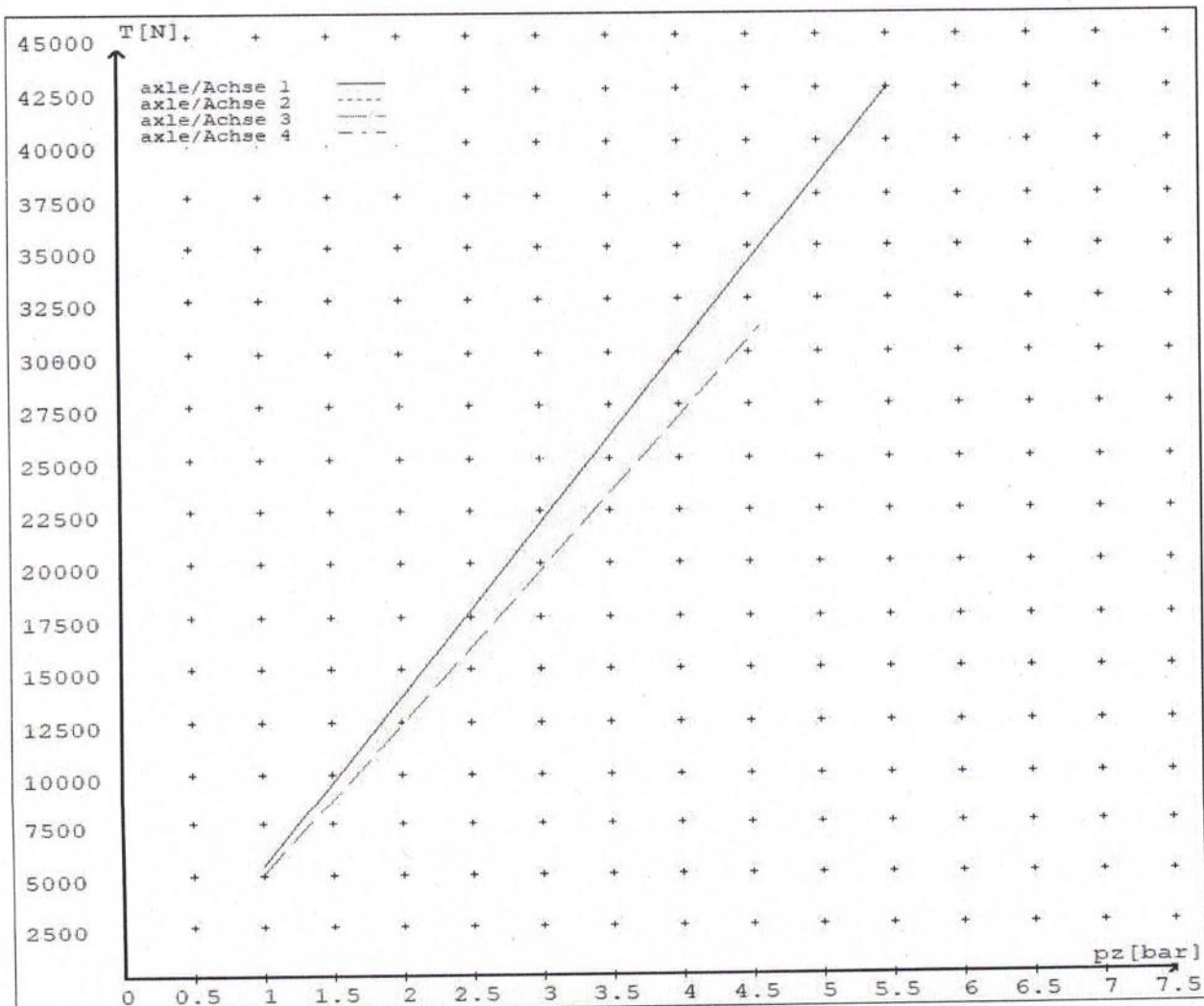
**reference values**

reference values for z = 50% for max rdyn: 421 mm

	pz [bar]	T [N]	T [N]
axle 1	1.0	5350	
	5.5	42416	
axle 2	1.0	5350	
	5.5	42416	
axle 3	1.0		4969
	4.6		31156
axle 4	1.0		4969
	4.6		31156

VIN - no.:

	Axle(s) / Achse(n)				
brake cylinder type (service / parking) Bremszylinder Typ (Betrieb / Fest)	20./	20./	16/16	16/16	/
Maximum stroke smax = ...mm maximaler Hub smax = ....mm	65	65	63	63	
Lever length = ....mm Hebellänge = ....mm	76	76	76	76	



reference values for  $z = 0.5$

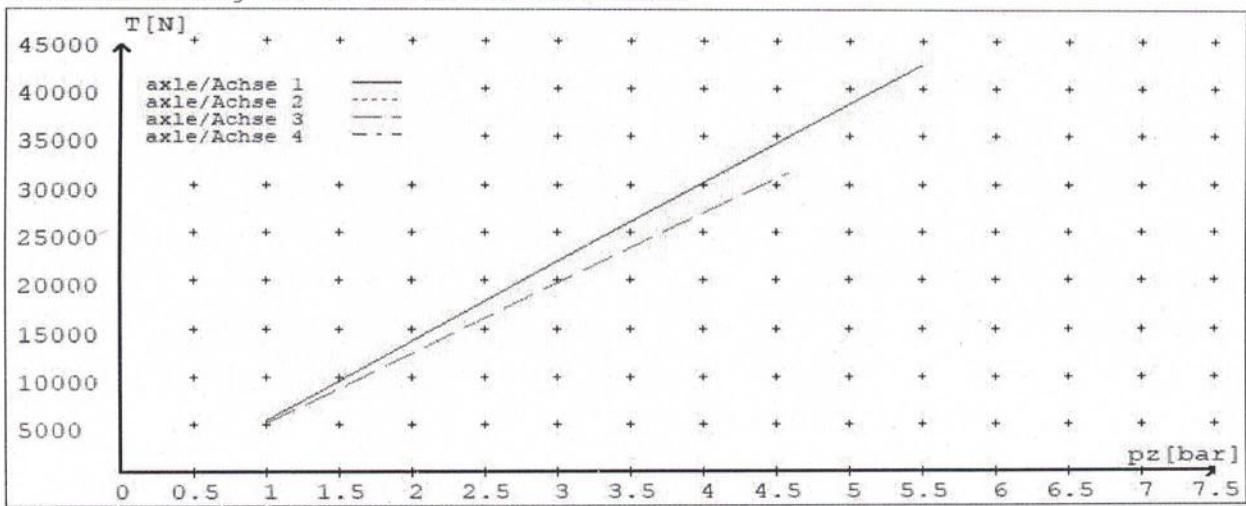
Angabe der Referenzwerte für  $z = 0.5$

for max rdyn: 421 mm

für max rdyn: 421 mm

brake calculation no: TP 2020A date 16.04.2020

Bremsberechnung Nr: TP 2020A vom 16.04.2020



	Axle(s) / Achse(n)				
brake cylinder type (service / parking) Bremszylinder Typ (Betrieb / Fest)	20./	20./	16/16	16/16	/
Maximum stroke $s_{max} = \dots$ mm maximaler Hub $s_{max} = \dots$ mm	65	65	63	63	
Lever length = $\dots$ mm Hebellänge = $\dots$ mm	76	76	76	76	

**NEW ZEALAND HEAVY VEHICLE BRAKE RULE 32015-5  
WORKSHEET, PROCEDURE DOCUMENTATION SHEET  
& CONFIRMATION OF COMPLIANCE**

**CLIENT**

<b>MANUFACTURER:</b>	DOMETT TRUCK & TRAILERS
<b>ADDRESS:</b>	Taurikura Drive, Tauranga 3110
<b>FLEET:</b>	FONTERRA

**VEHICLE DETAILS**

<b>VEHICLE TYPE:</b>	4A TANKER	<b>CERT #:</b>	LC200606
<b>YEAR:</b>	2020	<b>CALCULATION #:</b>	822LPC
<b>MAKE:</b>	DOMETT	<b>REGO:</b>	
<b>MODEL:</b>	D1001	<b>LT400 #:</b>	748092
<b>CHASSIS #:</b>	1948	<b>ORDER NUMBER:</b>	7146
<b>VIN #:</b>	7A9D10012L1023948		
<b>GVM: TONNES</b>	26	<b>PRIME MOVER:</b>	EBS / EUROPEAN
<b>LOAD CONFIGURATION:</b>	UNIFORM DENSITY		
<b>GROUP RATINGS: TONNES</b>	<b>FRONT</b>	<b>REAR</b>	
	15	15	
<b>WHEEL BASE: METRES</b>	5.07		
	<b>UNLADEN COG</b>	<b>MAX HEIGHT</b>	<b>HEIGHT DECK</b>
	0.7	2.485	1
<b>COG: METRES</b>	1.534		
	<b>FRONT</b>	<b>REAR</b>	<b>TOTAL</b>
<b>TARE: TONNES</b>	2.8	2.4	5.2
	<b>FRONT</b>	<b>REAR</b>	
<b>TYRE SIZE:</b>	265 70 R19.5	265 70 R19.5	
<b>ROLLING CIRCUMFERENCE: MM</b>	2645	2645	
<b>AXLE SPACING: METRES</b>	1.3	1.3	

## BRAKE &amp; AXLE DETAILS

	MAKE	MODEL	TEST REPORT
AXLE:	SAF	SAF-ZI9S	TDB0870
POLE WHEEL FRONT:	90	POLE WHEEL REAR:	90
LINING MATERIAL:	SAF 607	BRAKE FACTOR:	22.37
SENSED AXLES:	1 & 3	NOTES:	
SERIAL NUMBERS:	1		IU
	2		IU
	3		IU
	4		IU

## CHAMBER AND VALVING DETAILS

CHAMBERS:	AXLE 1 & 2	AXLE 3 & 4	
BRAND:	TSE_CHAMBERS	WABCO_CHAMBERS	
SIZE:	20HSCLD	1616 (925/464/461/0)	
STROKE: MILLIMETRES	65	59	
TEST REPORT #:	BC 0041.0 Jul '07	BC 0006.0	
SPRINGBRAKE FORCE: kN	N/A	6.28	
HOLDOFF PRESSURE: kPa	N/A	5	
FOUNDATION BRAKE:	SAF SBS1918	SAF SBS1918	
LEVER LENGTH: MILLIMETRES	76	76	
BRAKE VALVES:	MAKE:	PART NUMBER:	PM PRESS. kPa
ECU PART #:	WABCO	480 102 064 0 (24V)	80 kPa
3RD MODULATOR #:	WABCO	480 207 001 0 (24V)	80 kPa
ANTI-COMPOUNDING:	YES		
SPRING BRAKE RELAY:	SEALCO_SBR	110701	
YARD RELEASE VALVE:	SEALCO_YR	17600B	
INLINE RELAY FITTED:	N/A	N/A	
ECU DIRECTION:	<input checked="" type="checkbox"/> FRONT <input type="checkbox"/> REAR	FRONT FRICTION: $\mu$	0.51

**SMARTBOARD/OPTILINK:** SMARTBOARD  OPTI-LINK**ELEX:** ELEX 446 122 070 0  TAILGUARD**SUSPENSION**

	FRONT	REAR
SUSPENSION TYPE:	PNEUMATIC	PNEUMATIC
MAKE:	SAF_AIRSPRING	SAF_AIRSPRING
MODEL:	SAF_INTRA	SAF_INTRA
BELLOW SIZE:	2619, 300mm	2619, 300mm
HEIGHT CONTROL VALVE:	464 008 011 0	464 008 011 0
OTHER VALVES:	N/A	N/A
RIDE HEIGHT <i>MM</i> :	250	250
HANGER HEIGHT <i>MM</i> :	200	200
PEDESTAL HEIGHT <i>MM</i> :	NIL	NIL
LIFTAXLE:		N/A
DUMP SWITCH:		PNEUMATIC
LIFTAXLE VALVE:		N/A
PRESSURE LIMITING:		N/A

**AIR TANKS**

AIR TANKS STANDARD:	SAE J10A / EN286-2	
	FRONT	REAR
BRAKE TANK SIZE: <i>L</i>	12113P, 46L	12113P, 46L
AUXILLARY TANK SIZE: <i>L</i>		12113P, 46L
PRESSURE PROTECTION:	WABCO PEM: 461 513 002 0	

**AIR LINES****TEST POINTS:**

CONTROL LINE:	FILTER X 1	TANK:	ECU X 1
REAR CHAMBER:	ECU X 2	FRONT CHAMBER:	LEFT 1st X 1
TRIOMATIC COLOUR CODED:	YES		

**ELECTRONIC HEIGHT SENSOR CALIBRATION**

	TIMER TICKS [F/R]	MILLIMETRE [F / R]
UPPER LEVEL:	N/A	N/A
NORMAL LEVEL:	N/A	N/A
LOWER LEVEL:	N/A	N/A

**CHECKS AT COMMISSION OF VEHICLE**CHAMBER BUNGS REMOVED: VALVE MOUNTING: ECU BLANKING PLUGS CHECKED: 

RESPONSE TIME:	MODULATOR 2.1	MODULATOR 2.2	RELAY VALVE
ms:	250	260	295

**NOTES AND SPECIAL CONDITIONS**

SUSPENSION DUMP VALVE 3042402 3/2 way manual valve

REASON FOR CERTIFICATION: NEW TRAILER

I UNDERSTAND AND DECLARE THAT I AM THE CERTIFIER IDENTIFIED BELOW AND HOLD A CURRENT VALID APPOINTMENT. I CERTIFY THAT AT THE TIME OF INSPECTION THE ABOVE MENTIONED VEHICLE COMPONENT DESIGN AND THIS CERTIFICATION COMPLIES IN ALL RESPECTS WITH THE LAND TRANSPORT RULE VEHICLE STANDARDS COMPLIANCE 2002 AND MY DEED OF APPOINTMENT. TO THE BEST OF MY KNOWLEDGE THE INFORMATION CONTAINED IN THIS CERTIFICATE IS TRUE AND CORRECT.

NEW ZEALAND HEAVY VEHICLE BRAKE RULE 32015/5, SCHEDULE 5.

DATE: 20/07/2020

SIGNED:

CERTIFIER NAME &amp; ID:

CHRIS CLARKE

CJC

SODC BY:

LANCE CAWTE

LPC

PHONE (BUS):

09-980-7300

FAX:

POSTAL ADDRESS:

P.O. Box 98-971, Manukau 2241  
New Zealand