

Heavy vehicle specialist inspector's or manufacturing inspecting organisation's name *(PRINT IN CAPS)* **CHRIS CLARKE** ID **CJC**

Vehicle registration *(optional)* _____ VIN/chassis number **7A9E20012L1023966**

Make **DOMETT** Component being certified: Chassis Load anchorage

Model *(optional)* **E2001 PH** Log bolsters Towing connection Brakes

Certification category **HVEK** SRT PSV stability PSV rollover

Swept path PBS

Description of work

CERTIFY TO SCHEDULE 5 OF LTR 32015/5: NZ HEAVY VEHICLE BRAKE SPECIFICATION.
CARRY OUT BRAKE CALCULATIONS, INSPECTION AND ECU END OF LINE PROTOCOL.
5AFT CURTAINSIDE RSS ON TYRE: 265 70 R19.5
FOR SYSTEM ARCHITECTURE, PLEASE REFER TO PDS WORKSHEET & SCHEMATIC.

Code/standard/rule certified to **LTR 32015/5** Component load rating(s) **32 Tonnes GVM**

General drawing number(s) **N/A** **16 Tonne (Front group ratings)**
19 Tonne (Rear group ratings)

Supporting documents

BRAKE RULE CERTIFICATE JH200605
BRAKE CALCULATION # TP52077

Special conditions *(optional)*

WARNING LAMP MUST ILLUMINATE WHEN IGNITION IS SWITCHED ON & THEN EXTINGUISH IMMEDIATELY OR WHEN VEHICLE SPEED EXCEEDS 7 KM/H

Certification expiry date *(if applicable)* **N/A [UNLESS MODIFIED]** or Hubodometer reading *(whichever comes first)*

Declaration

I the undersigned, declare that I am the heavy vehicle specialist inspector identified and I hold a current valid appointment. I certify that the above mentioned vehicle component's design, manufacture and installation, and this certification complies in all respects with the Land Transport Rule: Vehicle Standards Compliance 2002 and my appointment. To the best of my knowledge the information contained in the certificate is true and correct.

Designer's ID *(if different from inspector below)* **JOHN HIRST J E H**

Inspector's signature 

Inspector's name *(PRINT IN CAPS)* **CHRIS CLARKE** ID number **CJC**

Date **09-Jun-20** Number **748021**

CoF vehicle inspector ID *(if applicable)* _____ CoF vehicle inspector signature *(if applicable)* _____ Date _____

All fields are mandatory unless otherwise stated.

WABCO START-UP LOG

System	Trailer EBS-E	WABCO part number	480 102 084 0
Production date	2019-10-09	Serial number	437008124000N
Serial number (modulator)	000000501937		
Fingerprint Customer EOL / Customer Development / Flash Program	W503643 / 2020-06-09 ; 00000000 / 0000-00-00 ; 00000000 / 0000-00-00		

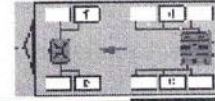
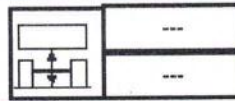
WABCO

TRAILER EBS-E

GGVS/ADR TUEH TB 2007 - 019.00
361-071-04

HERSTELLER MANUFACTURER CONSTRUCTEUR	DOMETT TRAILERS		
TYP TYPE TYPE	5AFT CURTAINSIDE		
VEHICLE IDENT. NUMBER CHASSIS NUMBER NUMERO DE CHASSIS	7A9E20012L1023966		
BREMSBERECHNUNGS-NR. BRAKE CALCULATION NO. CALCUL DE FREINAGE NO.	TP52077A		
POLRADZAHNEZAHL c-d e-f POLE WHEEL TEETH c-d e-f DENTS ROUE DENTÉE c-d e-f	90	90	ABS-System ABS-System Système ABS 4S/3M
RSS RSS RSS	Einfachbereifung Single Tire Monte simple	Lenkachse Steering axle Essieu vitreur	
	Zwillingsbereifung Twin Tire Monte jumelée	X	Kipptätiges Fahrzeug Critical Trailer Vehicule critique
Subsystems	SB	I/O	24N

GIO	Pin1	Pin3	Pin4
1	24V-O1	---	---
2	---	---	---
3	ALS2	ALS2	---
4	---	---	---
5	DIAG	DIAG	DIAG
6	---	---	---
7	---	---	---



ACHSE AXLE ESSIEU	pm (bar)		6.5		pm (bar)		0.8		2.0		---		6.5		TYP TYPE	(mm)	(mm)	(bar)	
	1.0	Pz	TR (daN)																
1	1600	0.6	1.8	8000	4.7	0.4	1.4	---	6.4	-	20	66	74	477	4432				
2	1600	0.6	1.8	8000	4.7	0.4	1.4	---	6.4	-	20	66	74	477	4432				
3	1250	0.4	1.5	6350	3.6	0.5	1.6	---	4.9	-	16 / 24	65	74	387	2775				
4	1250	0.4	1.5	6350	3.6	0.5	1.6	---	4.9	-	16 / 24	65	74	387	2775				
5	1250	0.4	1.5	6350	3.6	0.5	1.6	---	4.9	-	16	65	74	387	2775				

TEBS-E

Diagnostic memory	OK	Warning lamp control	OK
Parameter setting	carried out	Stop light supply	OK
EBS pressure test	OK	Lifting axle test	Not tested
Redundancy test	OK	ECAS height sensor calibration	Not tested
ABS sensor assignment	OK	Height sensor axle load	Not tested
RTR test	Not tested	Leak test	Not tested
Immobilizer test	Not tested	Signal outputs	Not tested
Signal inputs	Not tested	Tag axle test	Not tested

Electronic Extension Module

Diagnostic memory	Not tested	Signal outputs	Not tested
TailGUARDlight	Not tested	TailGUARD	Not tested
Manufacturer	DOMETT TRAILERS	Vehicle ident. no	7A9E20012L1023966
Vehicle type	5AFT CURTAINSIDE	Odometer reading	0.0 km
next Service	0 km	Trip reading	0.0 km
Tester	Chris Clarke	Signature	
Date	2020-06-09 11:57:43 AM		

trailer (full, semi-, centre-axle) with air brake system acc. to UN/ECE-R.13.11

distribution: DOMETT TRAILERS
 7A9E20012L1023966
 SODC: JH200605
 LT400: CJC 748021

please note!

This brake calculation is made under consideration of
 -the legal prescriptions mentioned above in the version valid at the time of making the program (V6.18.07.12).
 -the functional characteristics of our products as well as the data of the brake out of the test approvals of the axle manufacturers, and
 -the other vehicle data included in the brake calculation.
 Please check whether these data correspond to the actual vehicle data.
 Our conditions of delivery apply (particularly section 9.0).
 In any case we commend to do a braking harmonisation!
 WABCOBrake V6.18.07.12 db 31.08.2018

vehicle manufacturer: DOMETT TRAILERS
 trailer model : 5AFT CURTAINSIDE
 trailer type : 5-axle-full-trailer
 remarks : air / hydraulic / VA suspension
 WABCO TRAILER - EBS E
 TRISTOP 3+4: 16/24
 265/70 R 19,5
 THE FRONT CHAMBERS ARE ACTUALLY HALDEX T.20 [125 200 001]

axle 1 + 2 + 3 + 4 + 5 : Assali Stefen, K, 361-071-04 ECE Re 432,

		<u>unladen</u>	<u>laden</u>
total mass	P in kg	6950	35050
axle 1	P1 in kg	1600	8000
axle 2	P2 in kg	1600	8000
axle 3	P3 in kg	1250	6350
axle 4	P4 in kg	1250	6350
axle 5	P5 in kg	1250	6350
wheel base	E in mm	6600 - 6700	
centre of gravity height	h in mm	700	2000

	<u>axle 1</u>	<u>axle 2</u>	<u>axle 3</u>	<u>axle 4</u>	<u>axle 5</u>
no. of combined axles	1	1	1	1	1
no. of brake chambers per axle line KDZ	2	2	2	2	2
The power output corresponds to	BZ 122.1	BZ 122.1BC	0165.2BC	0165.2BC	0169.2
brake chamber manufacturer	Meritor	Meritor	Haldex	Haldex	Haldex
chamber size	20.	20.	16/24	16/24	16"
lever length lbh in mm	74	74	74	74	74
brake factor [-]	20.26	20.26	20.26	20.26	20.26
dyn. rolling radius rdyn min in mm	421	421	421	421	421
dyn. rolling radius rdyn max in mm	421	421	421	421	421
threshold torque Co Nm	7.0	7.0	7.0	7.0	7.0

calculation:

chamber pressure(rdyn min)pH at z=22,5%bar	2.4	2.4	2.3	2.3	2.3
chamber pressure(rdyn max)pH at z=22,5%bar	2.4	2.4	2.3	2.3	2.3
chamber press.(servo)pcha at pm6,5bar bar	6.4	6.4	4.9	4.9	4.9
piston force ThA at pm6,5bar N	7441	7441	4676	4676	4676
brake force(rdyn min)T lad. at pm6,5bar N	53107	53107	33253	33253	33253
brake force(rdyn max)T lad. at pm6,5bar N	53107	53107	33253	33253	33253
Brake force incl. 1 % rolling resistance proportion %	22.2	22.2	18.5	18.5	18.5

braking rate z laden 0.599 for rdyn min
 z = sum (TR)/PRmax 0.599 for rdyn max

Trailer may only be operated in combination with trucks/tractors with ISO 7638 supply (5 or 7 polar).

brake diagram :

maximum pressure: 8.5 bar

axle 1:

valve 1: 971 002 ... 0 WABCO
 EBS emergency valve

valve 2: 480 207 0.. 0 WABCO or 480 207 2.. 0
 EBS relay valve

brake cylinder: Meritor 20HSCLD65

axle 2:

valve 1: 971 002 ... 0 WABCO
 EBS emergency valve

valve 2: 480 207 0.. 0 WABCO or 480 207 2.. 0
 EBS relay valve

brake cylinder: Meritor 20HSCLD65

axle 3:

valve 1: 971 002 ... 0 WABCO
 EBS emergency valve

valve 2: 480 102 ... 0 WABCO
 EBS trailer modulator

brake cylinder: Haldex 135 1624 ... / 175 1624...

axle 4:

valve 1: 971 002 ... 0 WABCO
 EBS emergency valve

valve 2: 480 102 ... 0 WABCO
 EBS trailer modulator

brake cylinder: Haldex 135 1624 ... / 175 1624...

axle 5:

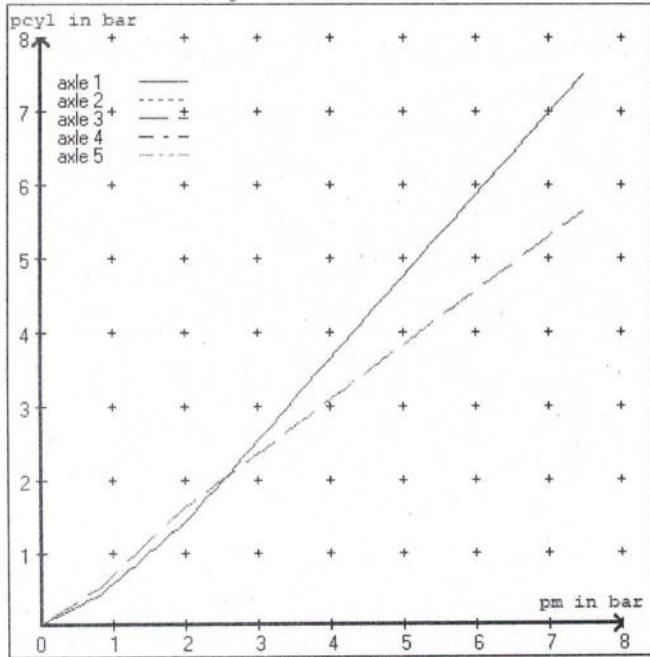
valve 1: 971 002 ... 0 WABCO
 EBS emergency valve

valve 2: 480 102 ... 0 WABCO
 EBS trailer modulator

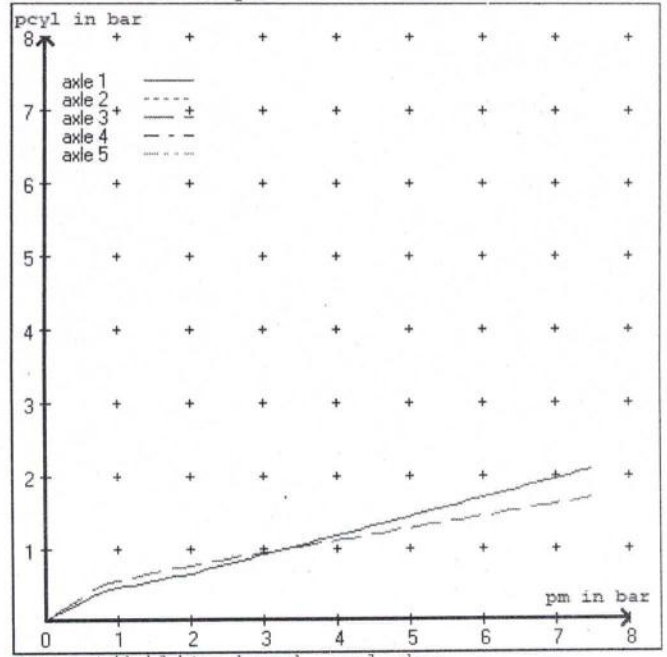
brake cylinder: Haldex 125 160 0.. - 125 160 5.. / 125 160 6.. - 125 160 9..

test type III (zIII = 0.30)	for rdyn min :	axle1	axle2	axle3	axle4	axle5	
at pm 3.6 bar =>	pcha in bar :	3.2	3.2	2.8	2.8	2.8	2.8
test type III (zIII = 0.06)	for rdyn min :	axle1	axle2	axle3	axle4	axle5	
at pm 1.3 bar =>	pcha in bar :	0.8	0.8	0.9	0.9	0.9	0.9

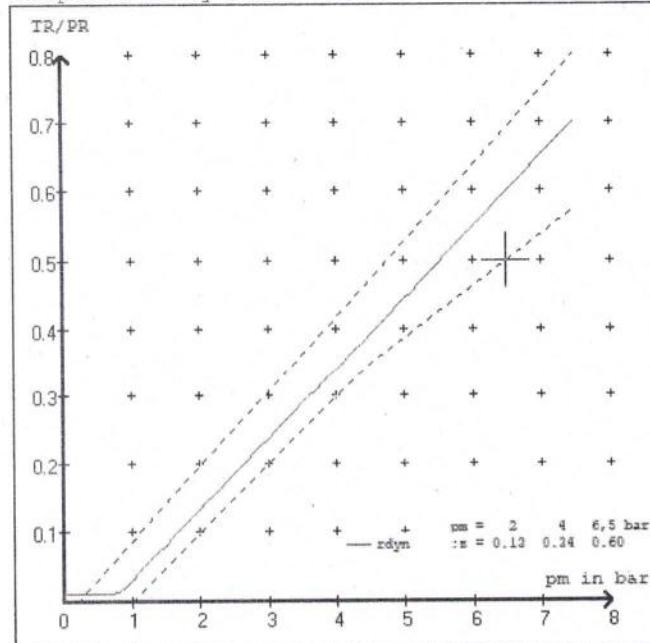
brake chamber pressure laden



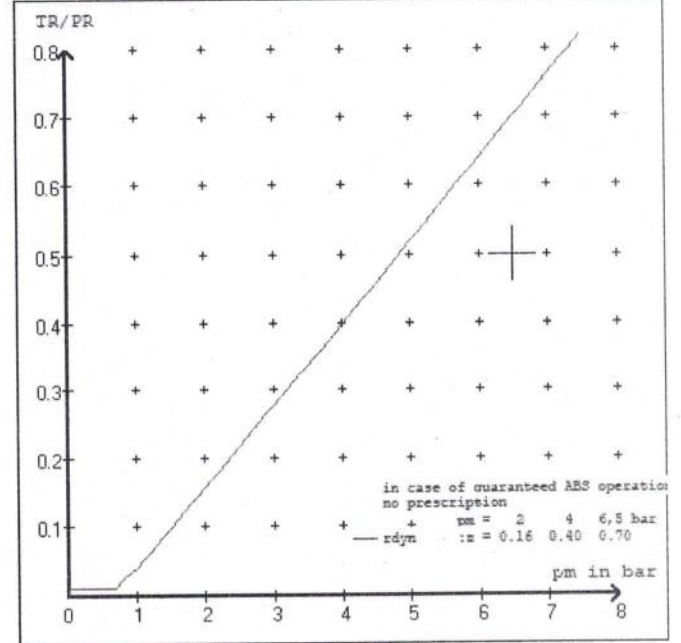
brake chamber pressure unladen



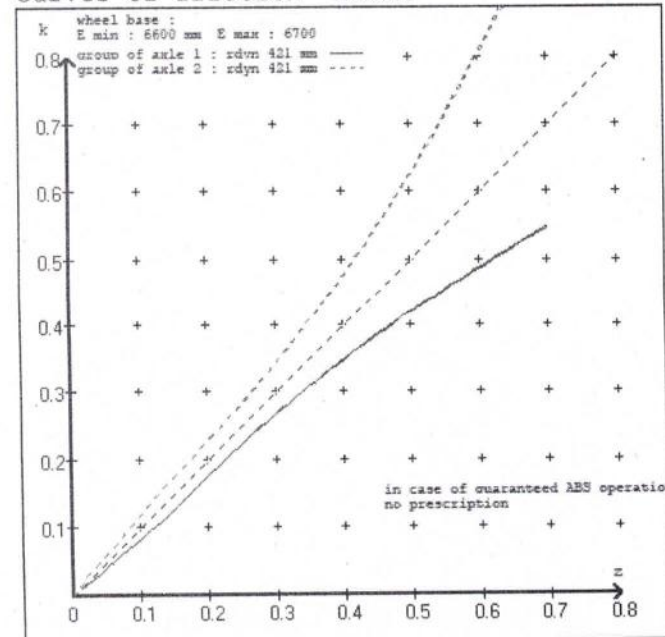
compatibility band laden



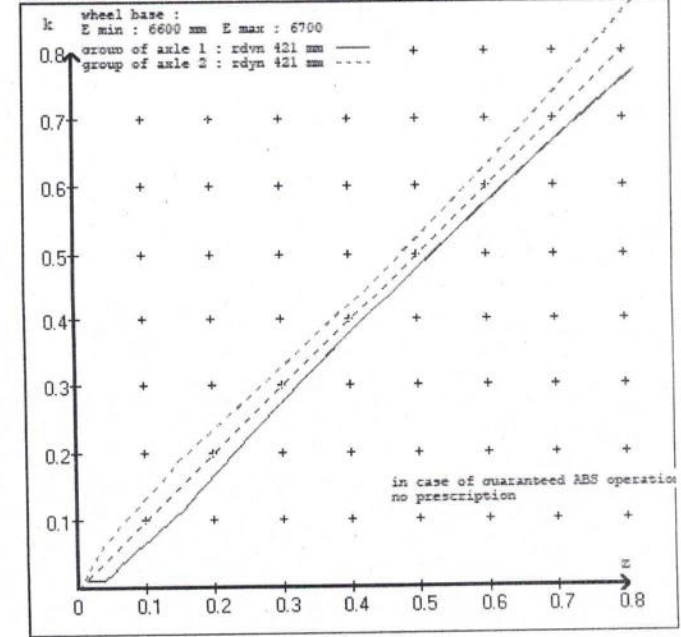
compatibility band unladen



curves of friction laden



curves of friction unladen



vehicle manufacturer: DOMETT TRAILERS
 trailer model : 5AFT CURTAINSIDE
 trailer type : 5-axle-full-trailer

brake chamber and lever length :

axle 1 : 2 x type/diameter 20. (Meritor) lever length 74 mm
 axle 2 : 2 x type/diameter 20. (Meritor) lever length 74 mm
 axle 3 : 2 x type/diameter 16/24 (Haldex) lever length 74 mm
 axle 4 : 2 x type/diameter 16/24 (Haldex) lever length 74 mm
 axle 5 : 2 x type/diameter 16" (Haldex) lever length 74 mm

brake diagram :

valve :

971 002 ... 0 WABCO EBS emergency valve
 480 207 0.. 0 WABCO EBS relay valve or 480 207 2.. 0
 480 102 ... 0 WABCO EBS trailer modulator

EBS input data

=====

vehicle manufacturer: DOMETT TRAILERS
 trailer model : 5AFT CURTAINSIDE
 trailer type : 5-axle-full-trailer
 brake calculation no. : TP 52077A

tire circumference main axle : 2650 for rdyn max
 tire circumference auxiliary axle : 2650 for rdyn max

assignment pm / deceleration z: pm 0.8 bar z = 0.010
 (laden condition) 2.0 bar z = 0.134
 6.5 bar z = 0.600

control pressure pm		6,5		control pressure pm		0.8	2.0	6.5
axle	axle load unladen	bellow pr. unladen	brake pr. unladen	axle load laden	bellow pr. laden	brake pr. laden		
1	1600	to be	1.8	8000	to be	0.4	1.4	6.4
2	1600	entered by the vehicle manufact.	1.8	8000	entered by the vehicle manufact.	0.4	1.4	6.4
3	1250		1.5	6350		0.5	1.6	4.9
4	1250		1.5	6350		0.5	1.6	4.9
5	1250		1.5	6350		0.5	1.6	4.9

The unladen values indicated in the above table are values for the basic parameter set. Higher unladen axle loads and liftaxles are automatically recognized and do not require separate adjustment. The above unladen axle loads must not be fallen below.

=====

axle 1	axle 2	axle 3	axle 4	axle 5
axle load pcyl	axle load pcyl	axle load pcyl	axle load pcyl	axle load pcyl
1600 1.8	1600 1.8	1250 1.5	1250 1.5	1250 1.5
2100 2.2	2100 2.2	1750 1.8	1750 1.8	1750 1.8
2600 2.5	2600 2.5	2250 2.2	2250 2.2	2250 2.2
3100 2.9	3100 2.9	2750 2.5	2750 2.5	2750 2.5
3600 3.2	3600 3.2	3250 2.8	3250 2.8	3250 2.8
4100 3.6	4100 3.6	3750 3.2	3750 3.2	3750 3.2
4600 4.0	4600 4.0	4250 3.5	4250 3.5	4250 3.5
5100 4.3	5100 4.3	4750 3.8	4750 3.8	4750 3.8
8000 6.4	8000 6.4	6350 4.9	6350 4.9	6350 4.9

data sheet to ECE vehicle type-approval certificate concerning braking equipment: according to ECE R13 annex 11

axle 1	: reference axle: Assali SteftM or LM or LCen	brake lining: ROR 8616 AF (M13)
	test report : 361-071-04 ECE Re 432	date : GA310709
axle 2	: reference axle: Assali SteftM or LM or LCen	brake lining: ROR 8616 AF (M13)
	test report : 361-071-04 ECE Re 432	date : GA310709
axle 3	: reference axle: Assali SteftM or LM or LCen	brake lining: ROR 8616 AF (M13)
	test report : 361-071-04 ECE Re 432	date : GA310709
axle 4	: reference axle: Assali SteftM or LM or LCen	brake lining: ROR 8616 AF (M13)
	test report : 361-071-04 ECE Re 432	date : GA310709
axle 5	: reference axle: Assali SteftM or LM or LCen	brake lining: ROR 8616 AF (M13)
	test report : 361-071-04 ECE Re 432	date : GA310709

calc. verific. of residual (hot) braking force type III
(item 4.2.1 of appendix 2 to annex 11)

axle 1	(rdyn 421 mm)	T = 23.1 % Fe
axle 2	(rdyn 421 mm)	T = 23.1 % Fe
axle 3	(rdyn 421 mm)	T = 16.4 % Fe
axle 4	(rdyn 421 mm)	T = 16.4 % Fe
axle 5	(rdyn 421 mm)	T = 16.4 % Fe

calculated actuator stroke in mm
(item 4.3.1.1 of appendix 2 to annex 11)

axle 1	(sp = 58 mm)	s = 38 mm
axle 2	(sp = 58 mm)	s = 38 mm
axle 3	(sp = 50 mm)	s = 38 mm
axle 4	(sp = 50 mm)	s = 38 mm
axle 5	(sp = 50 mm)	s = 38 mm

average thrust output in N at pm = 6,5 bar (however max. pcha = 7,0 bar)

axle1	ThA = 7441 N
axle2	ThA = 7441 N
axle3	ThA = 4676 N
axle4	ThA = 4676 N
axle5	ThA = 4676 N

calc. residual (hot) braking force in N
(item 4.3.1.4 of appendix 2 to annex 11)

axle 1	(rdyn 421 mm)	T = 45513 N
axle 2	(rdyn 421 mm)	T = 45513 N
axle 3	(rdyn 421 mm)	T = 28520 N
axle 4	(rdyn 421 mm)	T = 28520 N
axle 5	(rdyn 421 mm)	T = 28520 N

basic test	type III
of subject	(calculated)
trailer (E)	residual
	(hot)braking
	0.60
	0.51

braking rate of the vehicle
(item 4.3.2 to appendix 2 to annex 11)

required braking rate
(items 1.5.3 and 1.7.2 to annex 11)

>= 0,4 and
>= 0,6*E (0.36)

axle 1	(rdyn 421 mm)	T = 45513 N
axle 2	(rdyn 421 mm)	T = 45513 N
axle 3	(rdyn 421 mm)	T = 28520 N
axle 4	(rdyn 421 mm)	T = 28520 N
axle 5	(rdyn 421 mm)	T = 28520 N

basic test	type III
of subject	(calculated)
trailer (E)	residual
	(hot)braking
	0.60
	0.51

braking rate of the vehicle
(item 4.3.2 to appendix 2 to annex 11)

required braking rate
(items 1.5.3 and 1.7.2 to annex 11)

>= 0,4 and
>= 0,6*E (0.36)

spring parking brake

	<u>axle 3</u>	<u>axle 4</u>
no of TRISTOP-actuators per axle line KDZ	2	2
TRISTOP-actuator type	16/24	16/24
lever length lBh in mm	74	74
stat. tyre radius rstat max in mm	401	401
at a stroke of s in mm	30	30
min. force of spring brake TFZ in N	6003	6003
sp.brake chamber no Haldex	135 162	135 162
sp.brake chamber no Haldex	175 162	175 162
release pressure pLs in bar	5.2	5.2

calculation:

ratio until road	3.7388	3.7388
$iFb = lBh * \eta * C * rBt / (rBn * rstat)$		
for rstat in mm	401	401
brake force of spring br. Tf in N	44180	44180
$Tf = (TFZ * KDZ - 2 * Co / lBh) * iFb$		
braking rate zf laden	0.267	
$zf = \sum (Tf) / P + 0,01$		

Test of the frictional connection required by the parking brake

minimum wheelbase/minimum supporting width min Ef necessary
to fulfil the regulations

$$\min Ef = E * (1 - PR/P + zferf * h/E) / (1 - zferf / (fzul * nf/ng))$$

min Ef = 5091 mm for E = 6600 mm

=====

min Ef = 5160 mm for E = 6700 mm

=====

min Ef =		minimum distance between front axle(s) (trailer) or support (semitraile)
		and the rear axle(s) (resultant of the bogie)
E	=	wheel base
fzul	= 0.80	maximum permissible frictional connection required
zferf	= 0.18	maximum required braking ratio of the parking brake
h	= 2000 mm	height of center of gravity - laden
PR	= 19050 kg	maximum bogie mass - laden
P	= 35050 kg	maximum total mass - laden
nf	= 2	no. of axle(s) with TRISTOP spring brake actuators
ng	= 3	no. of bogie axle(s)

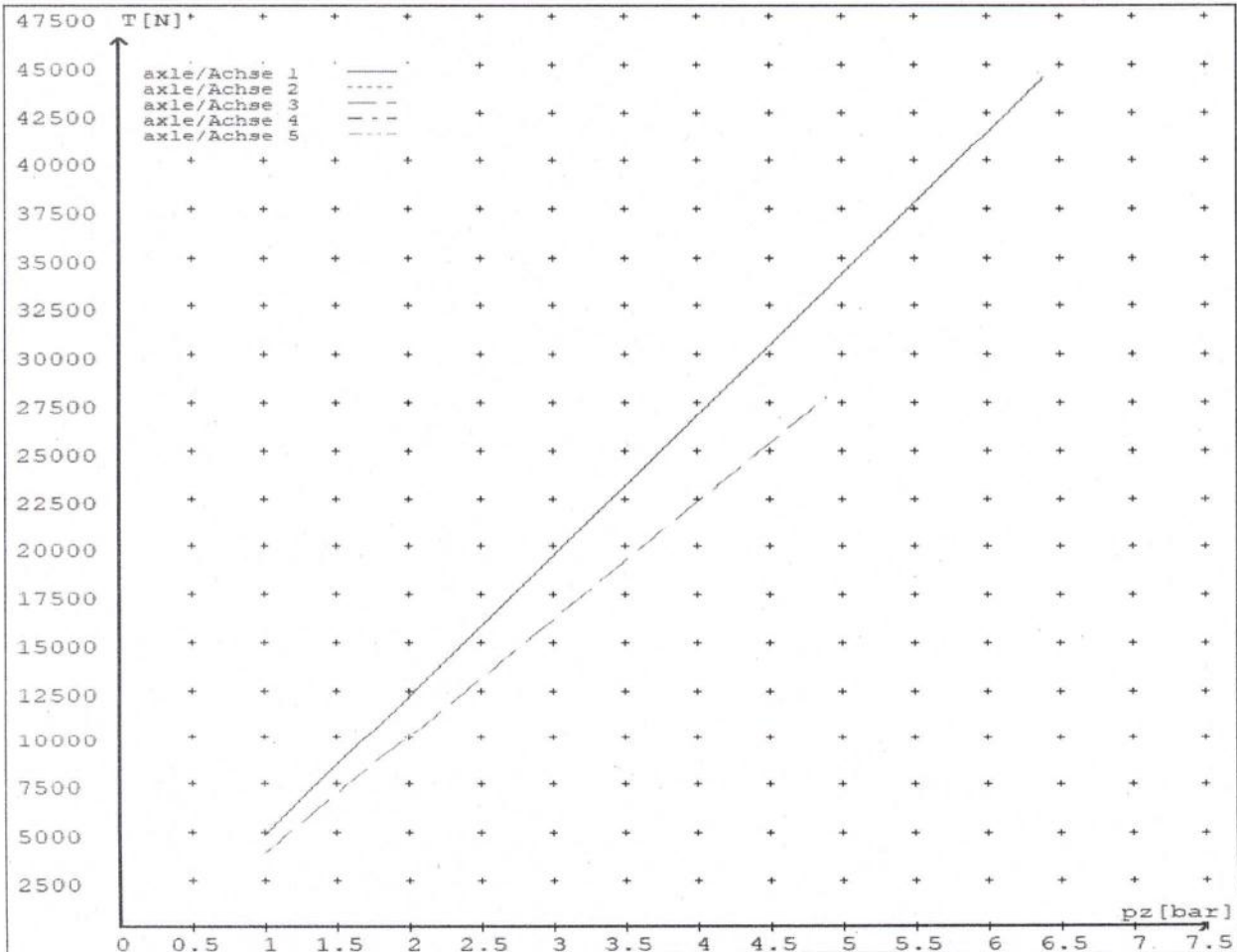
reference values

reference values for z = 50% for max rdyn: 421 mm

	pz [bar]	T [N]	T [N]
axle 1	1.0	4777	
	6.4	44329	
axle 2	1.0	4777	
	6.4	44329	
axle 3	1.0		3875
	4.9		27757
axle 4	1.0		3875
	4.9		27757
axle 5	1.0		3875
	4.9		27757

VIN - no.:

	Axle(s) / Achse(n)				
brake cylinder type (service / parking) Bremszylinder Typ (Betrieb / Fest)	20./	20./	16/24	16/24	16"/
Maximum stroke smax = ...mm maximaler Hub smax =mm	65	65	65	65	65
Lever length =mm Hebellänge =mm	74	74	74	74	74





**NEW ZEALAND HEAVY VEHICLE BRAKE RULE 32015-5
WORKSHEET, PROCEDURE DOCUMENTATION SHEET
& CONFIRMATION OF COMPLIANCE**

CLIENT

MANUFACTURER:	DOMETT TRAILERS
ADDRESS:	TAURIKURA DRIVE, TAURANGA 3110
FLEET:	FITCHETT LINEHAUL

VEHICLE DETAILS

VEHICLE TYPE:	5AFT CURTAINSIDE	CERT #:	JH200605
YEAR:	2020	CALCULATION #:	TP52077
MAKE:	DOMETT	REGO #:	N/A
MODEL:	E2001 PH	LT400 #:	
CHASSIS #:	1966	ORDER #:	7054
VIN #:	7A9E20012L1023966		
GVM: t	32	PRIME MOVER:	EBS / EUROPEAN
LOAD CONFIGURATION:	MIXED FREIGHT		
GROUP RATINGS: t	FRONT	REAR	
	16	19	
WHEEL BASE: m	6.605		
	UNLADEN COG m	MAX HEIGHT m	HEIGHT DECK m
	0.7	4.3	1.09
COG: m	2.010		
	FRONT	REAR	TOTAL
TARE: t	3.2	3.75	6.95
	FRONT	REAR	
TYRE SIZE:	265 70 R19.5	265 70 R19.5	
ROLLING CIRCUMFERENCE: mm	2645	2645	
AXLE SPACING: m	1.31	2.7	

BRAKE & AXLE DETAILS

	MAKE	MODEL	TEST REPORT
AXLE:	ROR_ASSALI_STEFEN	ROR-CS9 I DISC	361-071-04
POLE WHEEL FRONT:	90	POLE WHEEL REAR:	90
LINING MATERIAL:	ROR 8616	BRAKE FACTOR:	20.26
SENSED AXLES:	2 + 4	NOTES:	
SERIAL NUMBERS:	1	N/A	N/A
	2	N/A	N/A
	3	N/A	N/A
	4	N/A	N/A
	5	N/A	N/A

CHAMBER AND VALVING DETAILS

CHAMBERS:	AXLE 1 & 2	AXLE 3 & 4	AXLE 5
BRAND:	HALDEX_CHAMBERS	HALDEX_CHAMBERS	HALDEX_CHAMBERS
SIZE:	20, (125 200)	1624 (135 1624)	16, (125 160)
STROKE: mm	66	65	65
TEST REPORT #:	BC0175.0	BC0165.0	BC0169.0
SPRINGBRAKE FORCE: kN	N/A	6.003	N/A
HOLDOFF PRESSURE: Bar	N/A	5.2	N/A
FOUNDATION BRAKE:	MERITOR	MERITOR	MERITOR
LEVER LENGTH: mm	74	74	74
BRAKE VALVES:	MAKE:	PART NUMBER:	PM PRESS. kPa
ECU PART #:	WABCO	480 102 020 0 (12v)	80 kPa
3RD MODULATOR #:	WABCO	480 207 202 0 (12V)	80 kPa
ANTI-COMPOUNDING:	YES		
SPRING BRAKE RELAY:	WABCO_PREV	971 002 900 0	
YARD RELEASE VALVE:	WABCO-PREV	971 002 900 0	
INLINE RELAY FITTED:	N/A	N/A	
ECU DIRECTION:	<input checked="" type="checkbox"/> FRONT	<input type="checkbox"/> REAR	FRONT FRICTION: μ 0.48

SUBSYSTEMS:

SMARTBOARD

OPTI-LINK

CAN ROUTER 446 122 050 0

ELEX 446 122 070 0

TAILGUARD

SUSPENSION

	FRONT	REAR
SUSPENSION TYPE:	PNEUMATIC	PNEUMATIC
MAKE:	ROR_AIRSPRING	ROR_AIRSPRING
MODEL:	ROR_INTRA	ROR_INTRA
BELLOW SIZE:	CS9I	CS9I
HEIGHT CONTROL VALVE:	464 008 011 0	464 008 011 0
OTHER VALVES:	N/A	N/A
RIDE HEIGHT mm :	280	280
HANGER HEIGHT mm :	250	250
PEDESTAL HEIGHT mm :	75	75
LIFTAXLE:		N/A
TIPPING DUMP SWITCH:		N/A
LIFTAXLE VALVE:		N/A
PRESSURE LIMITING:		N/A

AIR TANKS

AIR TANKS STANDARD:	SAE J10A / EN286-2	
	FRONT	REAR
BRAKE TANK SIZE: L	46	46 + 25
AUXILLARY TANK SIZE: L	N/A	46
PRESSURE PROTECTION:	WABCO PEM: 461 513 002 0	

AIR LINES

TEST POINTS:

CONTROL LINE:	X 1	TANK:	X 1
REAR CHAMBER:	X 2	FRONT CHAMBER:	X 1
DUOMATIC COLOUR CODED:	YES		

ELECTRONIC HEIGHT SENSOR CALIBRATION

	TIMER TICKS [F/R]	MILLIMETRE [F / R]
UPPER LEVEL:	N/A	N/A
NORMAL LEVEL:	N/A	N/A
LOWER LEVEL:	N/A	N/A

CHECKS AT COMMISSION OF VEHICLE

CHAMBER BUNGS REMOVED: VALVE MOUNTING:
 ECU BLANKING PLUGS CHECKED:

RESPONSE TIME: MODULATOR 2.1 MODULATOR 2.2 RELAY VALVE
 ms:

NOTES AND SPECIAL CONDITIONS

REASON FOR CERTIFICATION: NEW TRAILER

I UNDERSTAND AND DECLARE THAT I AM THE CERTIFIER IDENTIFIED BELOW AND HOLD A CURRENT VALID APPOINTMENT. I CERTIFY THAT AT THE TIME OF INSPECTION THE ABOVE MENTIONED VEHICLE COMPONENT DESIGN AND THIS CERTIFICATION COMPLIES IN ALL RESPECTS WITH THE LAND TRANSPORT RULE VEHICLE STANDARDS COMPLIANCE 2002 AND MY DEED OF APPOINTMENT. TO THE BEST OF MY KNOWLEDGE THE INFORMATION CONTAINED IN THIS CERTIFICATE IS TRUE AND CORRECT.

NEW ZEALAND HEAVY VEHICLE BRAKE RULE 32015/5, SCHEDULE 5.

DATE: 9/06/2020

SIGNED:

CERTIFIER NAME & ID: CHRIS CLARKE CJC

SODC BY: JOHN HIRST JEH

PHONE (BUS): 09-980-7300

FAX:

POSTAL ADDRESS: P.O. Box 98-971, Manukau 2241

NOTICE TO VEHICLE OPERATOR

THIS VEHICLE HAS A BRAKE SYSTEM WHICH HAS BEEN DESIGNED AND FITTED IN ACCORDANCE WITH THE LAND TRANSPORT HEAVY VEHICLE BRAKE RULE 32015/5.

IF THIS VEHICLE IS OPERATED IN CONJUNCTION WITH NON-CERTIFIED VEHICLES, THERE MAY BE OPERATIONAL FACTORS WHICH NEED TO BE TAKEN INTO CONSIDERATION.

PLEASE REFER TO THE CERTIFIER FOR FURTHER INFORMATION.

EXCERPT FROM LAND TRANSPORT RULE; HEAVY-VEHICLE BRAKES RULE 32015/5. SECTION 10,

10.1 RESPONSIBILITIES OF OPERATORS

A person who operates a vehicle must ensure that the vehicle complies with this rule.

10.2 RESPONSIBILITIES OF REPAIRERS

A person who repairs or adjusts a brake must ensure that the repair or adjustment:

- a) does not prevent the vehicle from complying with this rule;
- b) complies with Land Transport Rule: Vehicle Repair 1998.

10.3 RESPONSIBILITIES OF MODIFIERS

A person who modifies a vehicle so as to affect the braking performance of the vehicle must:

- a) ensure that the modification does not prevent the vehicle from complying with this Rule; and
- b) notify the operator that the vehicle must be inspected and, if necessary, certified by person or organisation appointed to carry out specialist inspection and certification of heavy vehicle brakes.

IF YOU ARE UNSURE ABOUT YOUR RESPONSIBILITIES, PLEASE CONTACT THE VEHICLE MANUFACTURER, OR MYSELF.

COMPLAINTS. Complaints and Warranty issues which relate to Brake Certification will be acknowledged within 7 working days and a resolution proposed within 25 working days. Resolution of complaints and Warranty issues is subject to Transpecs Warranty policy. Customers have the right to appeal to the New Zealand Transport Authority if dissatisfied with a Compliance issue. (Refer NZTA Deed Of Appointment Para 47.4) NZTA Helpdesk 0800 699 000

(p.p.)
(J.Hirst (JEH) HVEK)

NOTICE TO VEHICLE OPERATOR

This trailer is equipped with an Electronic Brake System.

To comply with the New Zealand Heavy Vehicle Brake Rule 32015/5, it must be used only in conjunction with a truck/tractor equipped with a 5 or 7 pin ABS/EBS power supply socket.

Failure to connect to such supply invalidates Brake Rule compliance.

The trailer ABS/EBS warning light on the towing vehicle dashboard must illuminate when the ignition is switched on and extinguish when the vehicle is in motion.

If the light does not illuminate when ignition is switched on, the system must be checked. If the light remains illuminated when the vehicle is in motion, Brake Rule compliance is compromised. Repairs must be made as soon as possible.

If you are unsure of your responsibilities and/or obligations, please contact either the vehicle manufacturer or myself.

(p.p.)
J E Hirst
(JEH HVEK)
(09 980 7300)



NOTICE TO VEHICLE OPERATOR

WABCO Park Release Emergency Valve
(PREV)

This trailer is equipped with a WABCO PREV
Part # 971 002 900 0

Application of the park brake via the cab control valve will actuate and apply all service brakes on the trailer. In the event of a leak in the service brake system the Spring Brakes will automatically override and hold the vehicle in compliance to Land Transport Rule: Heavy-vehicle Brakes Rule 32015/5.

When the vehicle is presented for COF the trailer park brake system is tested by pulling the red actuation knob on the PREV, situated mid way down the chassis rail. The cab control in the prime mover does not have to be applied for this test procedure.

If you are unsure of any aspect relating to this instruction please contact either the vehicle manufacturer or myself.



(p.p.)
J/E Hirst
(JEH-HVEK)
(09 980 7300)