



# WABCO START-UP LOG

System	Trailer EBS-E	WABCO part number	480 102 084 0
Production date	2019-12-02	Serial number	437008288300G
Serial number (modulator)	000000502245		
Fingerprint Customer EOL / Customer Development / Flash Program	W503643 / 2020-09-21 ; 00000000 / 0000-00-00 ; 00000000 / 0000-00-00		

<b>WABCO</b>	<b>TRAILER EBS-E</b>	GGVS/ADR TUEH TB 2007 - 019.00 ATRP0185
--------------	----------------------	--


HERSTELLER MANUFACTURER CONSTRUCTEUR	<b>DOMETT TRAILERS</b>			<b>GIO</b>	<b>Pin1</b>	<b>Pin3</b>	<b>Pin4</b>
TYP TYPE	<b>5AFT CURTAINSIDE</b>			1	TAV1	MH	TAV1
VEHICLE IDENT. NUMBER CHASSIS NUMBER NUMERO DE CHASSIS	<b>7A9E2001XL1023973</b>			2	eTASC	---	eTASC
BREMSBERECHNUNGS-NR. BRAKE CALCULATION NO. CALCUL DE FREINAGE NO.	<b>TP52078A</b>			3	ALS2	ALS2	---
POLRADZAHNEZAHL c-d   e-f POLE WHEEL TEETH c-d   e-f DENTS ROUE DENTEE c-d   e-f	<b>100</b>	<b>100</b>	ABS-System ABS-System Système ABS	4	---	---	LS1
RSS RSS RSS	Einfachbereifung Single Tire Monte simple		Lenkachse Steering axle Essieu vieur	5	DIAG	DIAG	DIAG
	Zwillingsbereifung Twin Tire Monte jumelée	<b>X</b>	Kippkritisches Fahrzeug Critical Trailer Véhicule critique	6	24V-O1	---	---
Subsystems	SB	I/O	24N	7	---	---	---

ACHSE AXLE ESSIEU	pm (bar)		6.5		pm (bar)		0.8		2.0		---		6.5		TYP TYPE	(mm)	(mm)	(bar)	
	+	-	+	-	+	-	+	-	+	-	+	-	1.0	Pz				TR (daN)	
1	1600	0.6	1.6	8000	4.7	0.4	1.3	---	5.7	-	20	65	69	518	4256				
2	1600	0.6	1.6	8000	4.7	0.4	1.3	---	5.7	-	20	65	69	518	4256				
3	1300	0.4	1.3	6350	3.5	0.3	1.4	---	4.7	-	14 / 16	64	69	498	2891				
4	1300	0.4	1.3	6350	3.5	0.3	1.4	---	4.7	-	14 / 16	64	69	498	2891				
5	1300	0.4	1.3	6350	3.5	0.3	1.4	---	4.7	1	14	64	69	498	2891				

## TEBS-E

Diagnostic memory	OK	Warning lamp control	OK
Parameter setting	carried out	Stop light supply	OK
EBS pressure test	OK	Lifting axle test	Not tested
Redundancy test	OK	ECAS height sensor calibration	Not tested
ABS sensor assignment	OK	Height sensor axle load	Not tested
RTR test	Not tested	Leak test	Not tested
Immobilizer test	Not tested	Signal outputs	Not tested
Signal inputs	Not tested	Tag axle test	Not tested

## Electronic Extension Module

Diagnostic memory	Not tested	Signal outputs	Not tested
TailGUARDlight	Not tested	TailGUARD	Not tested
Manufacturer	DOMETT TRAILERS	Vehicle ident. no	7A9E2001XL1023973
Vehicle type	5AFT CURTAINSIDE	Odometer reading	12.9 km
next Service	0 km	Trip reading	12.9 km
Tester	Chris Clarke	Signature 	
Date	2020-09-21 10:02:16 AM		

trailer (full, semi-, centre-axle) with air brake system acc. to UN/ECE-R.13.11

distribution: DOMETT TRAILERS  
 7A9E2001XL1023973  
 SODC: JH200917  
 LT400: CJC 759775

please note!

This brake calculation is made under consideration of  
 -the legal prescriptions mentioned above in the version valid at the time of making the program (V6.18.07.12).  
 -the functional characteristics of our products as well as the data of the brake out of the test approvals of the axle manufacturers, and  
 -the other vehicle data included in the brake calculation.  
 Please check whether these data correspond to the actual vehicle data.  
 Our conditions of delivery apply (particularly section 9.0)  
 In any case we commend to do a braking harmonisation!  
 WABCOBrake V6.18.07.12 db 31.08.2018

vehicle manufacturer: DOMETT TRAILERS  
 trailer model : 5AFT CURTAINSIDE  
 trailer type : 5-axle-full-trailer  
 remarks : air / hydraulic / VA suspension  
 WABCO TRAILER - EBS  
 TRISTOP 3+4: T.14/24 [TSE1416HTLD64 ACTUALLY FITTED -  
 SEE PAGE 7 FOR PERFORMANCE DATA]  
 265/70 R 19,5

axle 1 + 2 + 3 + 4 + 5 : HENDRICKSON, SBW 1937, ATRP0185,

		unladen	laden
total mass	P in kg	7100	35050
axle 1	P1 in kg	1600	8000
axle 2	P2 in kg	1600	8000
axle 3	P3 in kg	1300	6350
axle 4	P4 in kg	1300	6350
axle 5	P5 in kg	1300	6350
wheel base	E in mm	7800 - 8200	
centre of gravity height	h in mm	675	2100

	axle 1	axle 2	axle 3	axle 4	axle 5
no. of combined axles	1	1	1	1	1
no. of brake chambers per axle line	2	2	2	2	2
The power output corresponds to	BZ 122.1	BZ 122.1	BZ 119.6	BZ 119.6	BZ 122.1
brake chamber manufacturer	Meritor	Meritor	Meritor	Meritor	Meritor
chamber size	20.	20.	T.14/24	T.14/24	14.
lever length	69	69	69	69	69
brake factor	23.49	23.49	23.49	23.49	23.49
dyn. rolling radius	rdyn min in mm	421	421	421	421
dyn. rolling radius	rdyn max in mm	421	421	421	421
threshold torque	Co Nm	6.0	6.0	6.0	6.0

calculation:					
chamber pressure(rdyn min)pH at z=22,5%bar	2.2	2.2	2.1	2.1	2.1
chamber pressure(rdyn max)pH at z=22,5%bar	2.2	2.2	2.1	2.1	2.1
chamber press.(servo)pcha at pm6,5bar	5.7	5.7	4.7	4.7	4.7
piston force ThA at pm6,5bar	6578	6578	4485	4485	4485
brake force(rdyn min)T lad. at pm6,5bar	50826	50826	34530	34530	34530
brake force(rdyn max)T lad. at pm6,5bar	50826	50826	34530	34530	34530
Brake force incl. 1 % rolling resistance proportion	22.3	22.3	18.5	18.5	18.5

braking rate z laden 0.597 for rdyn min  
 z = sum (TR)/PRmax 0.597 for rdyn max

Trailer may only be operated in combination with trucks/tractors with ISO 7638 supply (5 or 7 polar).

brake diagram :

maximum pressure: 8.5 bar

axle 1:

valve 1: 971 002 ... 0                    WABCO  
          EBS emergency valve

valve 2: 480 207 0.. 0                    WABCO        or 480 207 2.. 0  
          EBS relay valve

brake cylinder: Meritor    20HSCLD65

axle 2:

valve 1: 971 002 ... 0                    WABCO  
          EBS emergency valve

valve 2: 480 207 0.. 0                    WABCO        or 480 207 2.. 0  
          EBS relay valve

brake cylinder: Meritor    20HSCLD65

axle 3:

valve 1: 971 002 ... 0                    WABCO  
          EBS emergency valve

valve 2: 480 102 ... 0                    WABCO  
          EBS trailer modulator

brake cylinder: Meritor    1424HTLD64

## axle 4:

valve 1: 971 002 ... 0                   WABCO  
          EBS emergency valve

valve 2: 480 102 ... 0                   WABCO  
          EBS trailer modulator

brake cylinder: Meritor 1424HTLD64

## axle 5:

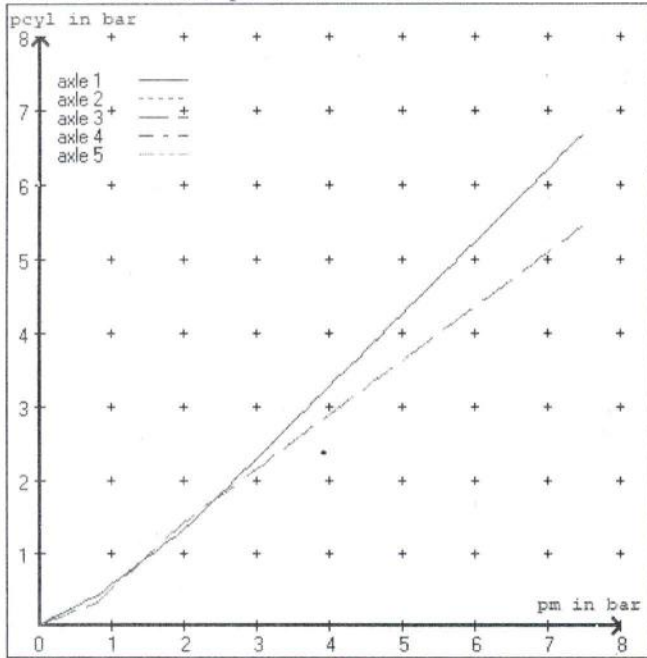
valve 1: 971 002 ... 0                   WABCO  
          EBS emergency valve

valve 2: 480 102 ... 0                   WABCO  
          EBS trailer modulator

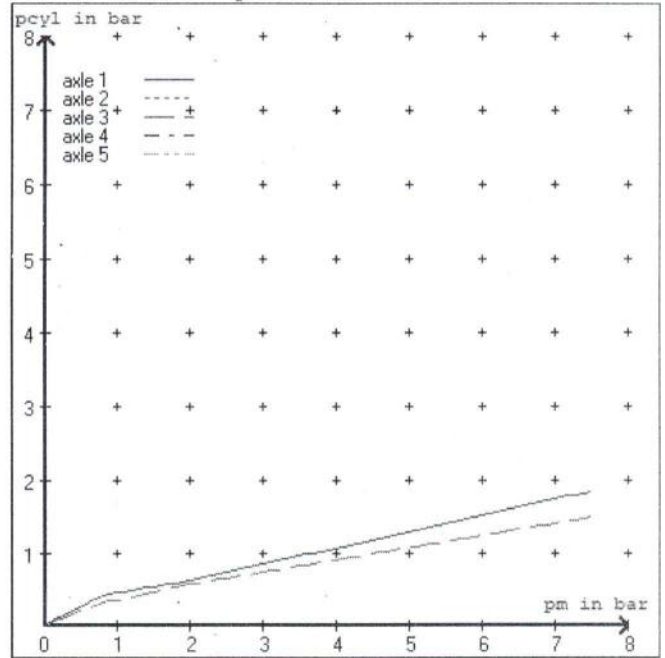
brake cylinder: Meritor 14HSCLD64

test type III (zIII = 0.30)	for rdyn min :	axle1	axle2	axle3	axle4	axle5	
at pm 3.6 bar =>	pcha in bar :	2.9	2.9	2.6	2.6	2.6	2.6
test type III (zIII = 0.06)	for rdyn min :	axle1	axle2	axle3	axle4	axle5	
at pm 1.3 bar =>	pcha in bar :	0.8	0.8	0.8	0.8	0.8	0.8

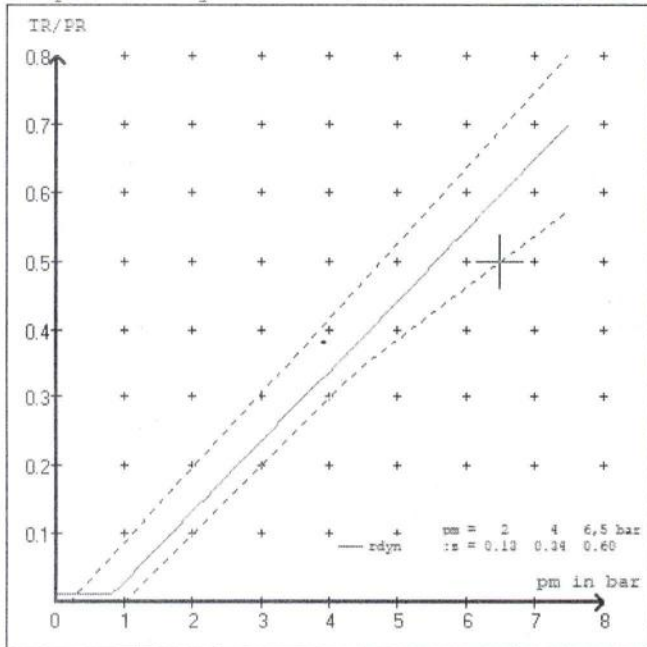
brake chamber pressure laden



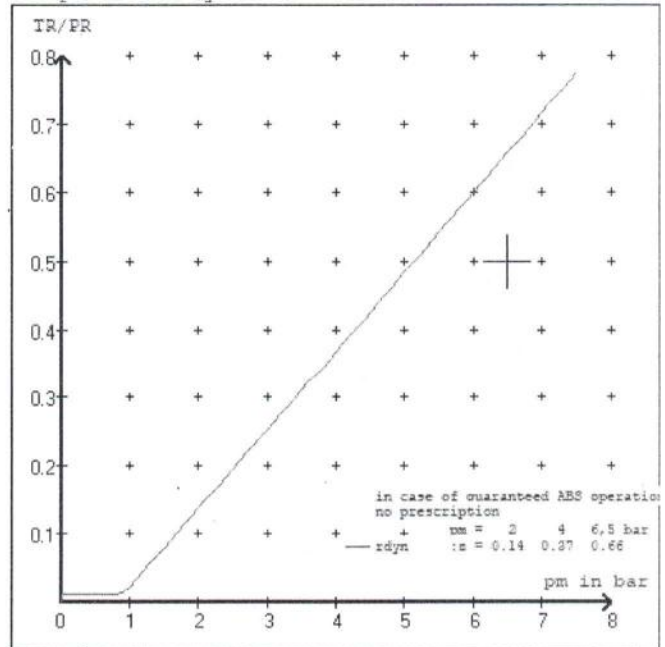
brake chamber pressure unladen



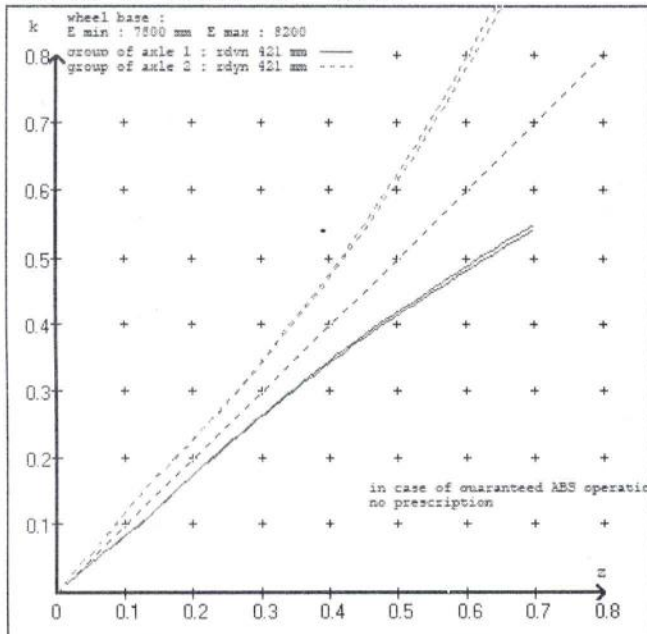
compatibility band laden



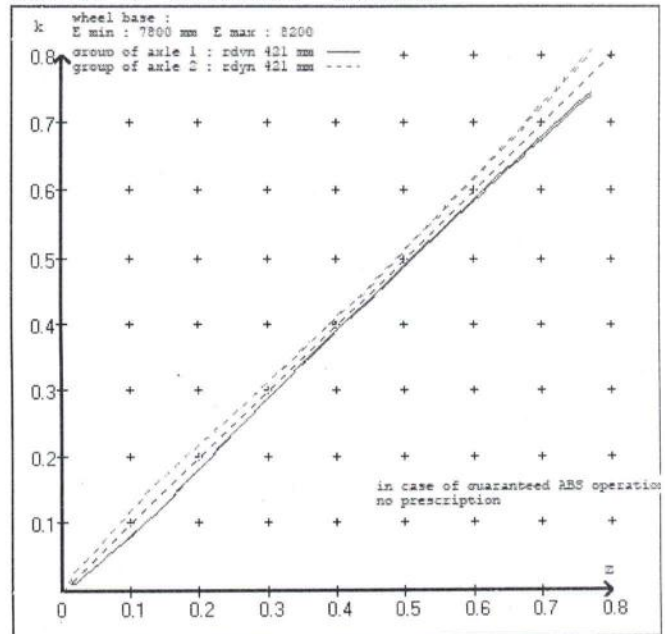
compatibility band unladen



curves of friction laden



curves of friction unladen



vehicle manufacturer: DOMETT TRAILERS  
 trailer model : 5AFT CURTAINSIDE  
 trailer type : 5-axle-full-trailer

brake chamber and lever length :

axle 1 : 2 x type/diameter 20. (Meritor) lever length 69 mm  
 axle 2 : 2 x type/diameter 20. (Meritor) lever length 69 mm  
 axle 3 : 2 x type/diameter T.14/24 (Meritor) lever length 69 mm  
 axle 4 : 2 x type/diameter T.14/24 (Meritor) lever length 69 mm  
 axle 5 : 2 x type/diameter 14. (Meritor) lever length 69 mm

brake diagram :

valve :

971 002 ... 0 WABCO EBS emergency valve  
 480 207 0.. 0 WABCO EBS relay valve or 480 207 2.. 0  
 480 102 ... 0 WABCO EBS trailer modulator

EBS input data

vehicle manufacturer: DOMETT TRAILERS  
 trailer model : 5AFT CURTAINSIDE  
 trailer type : 5-axle-full-trailer  
 brake calculation no. : TP 52078A

tire circumference main axle : 2650 for rdyn max  
 tire circumference auxiliary axle : 2650 for rdyn max

assignment pm / deceleration z: pm 0.8 bar z = 0.010  
 (laden condition) 2.0 bar z = 0.134  
 6.5 bar z = 0.600

control pressure pm		6,5		control pressure pm		0.8	2.0	6.5
axle	axle load unladen	bellow pr. unladen	brake pr. unladen	axle load laden	bellow pr. laden	brake pr. laden		
1	1600	to be	1.6	8000	to be	0.4	1.3	5.7
2	1600	entered by	1.6	8000	entered by	0.4	1.3	5.7
3	1300	the vehicle	1.3	6350	the vehicle	0.3	1.4	4.7
4	1300	manufact.	1.3	6350	manufact.	0.3	1.4	4.7
5	1300		1.3	6350		0.3	1.4	4.7

The unladen values indicated in the above table are values for the basic parameter set. Higher unladen axle loads and liftaxles are automatically recognized and do not require separate adjustment. The above unladen axle loads must not be fallen below.

axle 1	axle 2	axle 3	axle 4	axle 5
axle load pcyl	axle load pcyl	axle load pcyl	axle load pcyl	axle load pcyl
1600 1.6	1600 1.6	1300 1.3	1300 1.3	1300 1.3
2100 1.9	2100 1.9	1800 1.6	1800 1.6	1800 1.6
2600 2.2	2600 2.2	2300 2.0	2300 2.0	2300 2.0
3100 2.6	3100 2.6	2800 2.3	2800 2.3	2800 2.3
3600 2.9	3600 2.9	3300 2.6	3300 2.6	3300 2.6
4100 3.2	4100 3.2	3800 3.0	3800 3.0	3800 3.0
4600 3.5	4600 3.5	4300 3.3	4300 3.3	4300 3.3
5100 3.8	5100 3.8	4800 3.7	4800 3.7	4800 3.7
8000 5.7	8000 5.7	6350 4.7	6350 4.7	6350 4.7

data sheet to ECE vehicle type-approval certificate concerning braking equipment: according to ECE R13 annex 11

axle 1 : reference axle: HENDRICKSONSBW 1937	brake lining: WABCO 230
test report : ATRP0185	date : 02.03.2017
axle 2 : reference axle: HENDRICKSONSBW 1937	brake lining: WABCO 230
test report : ATRP0185	date : 02.03.2017
axle 3 : reference axle: HENDRICKSONSBW 1937	brake lining: WABCO 230
test report : ATRP0185	date : 02.03.2017
axle 4 : reference axle: HENDRICKSONSBW 1937	brake lining: WABCO 230
test report : ATRP0185	date : 02.03.2017
axle 5 : reference axle: HENDRICKSONSBW 1937	brake lining: WABCO 230
test report : ATRP0185	date : 02.03.2017

calc. verific. of residual (hot) braking force type III  
(item 4.2.1 of appendix 2 to annex 11)

axle 1	(rdyn 421 mm)	T = 24.2 % Fe
axle 2	(rdyn 421 mm)	T = 24.2 % Fe
axle 3	(rdyn 421 mm)	T = 18.3 % Fe
axle 4	(rdyn 421 mm)	T = 18.3 % Fe
axle 5	(rdyn 421 mm)	T = 18.3 % Fe

calculated actuator stroke in mm  
(item 4.3.1.1 of appendix 2 to annex 11)

axle 1	(sp = 58 mm)	s = 48 mm
axle 2	(sp = 58 mm)	s = 48 mm
axle 3	(sp = 56 mm)	s = 48 mm
axle 4	(sp = 56 mm)	s = 48 mm
axle 5	(sp = 56 mm)	s = 48 mm

average thrust output in N at pm = 6,5 bar (however max. pcha = 7,0 bar)

axle1	ThA = 6578 N
axle2	ThA = 6578 N
axle3	ThA = 4485 N
axle4	ThA = 4485 N
axle5	ThA = 4485 N

calc. residual (hot) braking force in N  
(item 4.3.1.4 of appendix 2 to annex 11)

axle 1	(rdyn 421 mm)	T = 40650 N
axle 2	(rdyn 421 mm)	T = 40650 N
axle 3	(rdyn 421 mm)	T = 27637 N
axle 4	(rdyn 421 mm)	T = 27637 N
axle 5	(rdyn 421 mm)	T = 27637 N

basic test	type III
of subject	(calculated)
trailer (E)	residual
	(hot)braking

braking rate of the vehicle (item 4.3.2 to appendix 2 to annex 11)	0.60	0.48
required braking rate (items 1.5.3 and 1.7.2 to annex 11)		>= 0,4 and >= 0,6*E (0.36)

axle 1	(rdyn 421 mm)	T = 40650 N
axle 2	(rdyn 421 mm)	T = 40650 N
axle 3	(rdyn 421 mm)	T = 27637 N
axle 4	(rdyn 421 mm)	T = 27637 N
axle 5	(rdyn 421 mm)	T = 27637 N

basic test	type III
of subject	(calculated)
trailer (E)	residual
	(hot)braking

braking rate of the vehicle (item 4.3.2 to appendix 2 to annex 11)	0.60	0.48
required braking rate (items 1.5.3 and 1.7.2 to annex 11)		>= 0,4 and >= 0,6*E (0.36)





axle manufacturer	axle 1 + 2 + 3 + 4 + 5
type of brake	HENDRICKSON
type of axle	SBW 1937
	SBW 1937
	ATRP0185
test report of characteristic value	
adm. stat. axle load	Pstat in kg 9000
tested axle load	Pe in kg 10200
max. adm. tyre radius	Rezul in mm 999
adm. cam. torque (6,5 bar)	Czul in Nm 640
lining area per brake	AB in cm <sup>2</sup> 292
no. of brake cylinder	- 2
brakefactor (SB) Bf	- 23.49
brakefactor (PB) Bf	- 23.49
threshold torque (Co,dec)	Mo in Nm 6
date	02.03.2017
brake lining	WABCO 230
cam torque	Ce in Nm 638
brake force	TeIII in daN 4649
stroke	seIII in mm 48
tested tyre radius	Re in mm 520
tested lever length	le in mm 69
threshold torque (Co,e)	in Nm 5

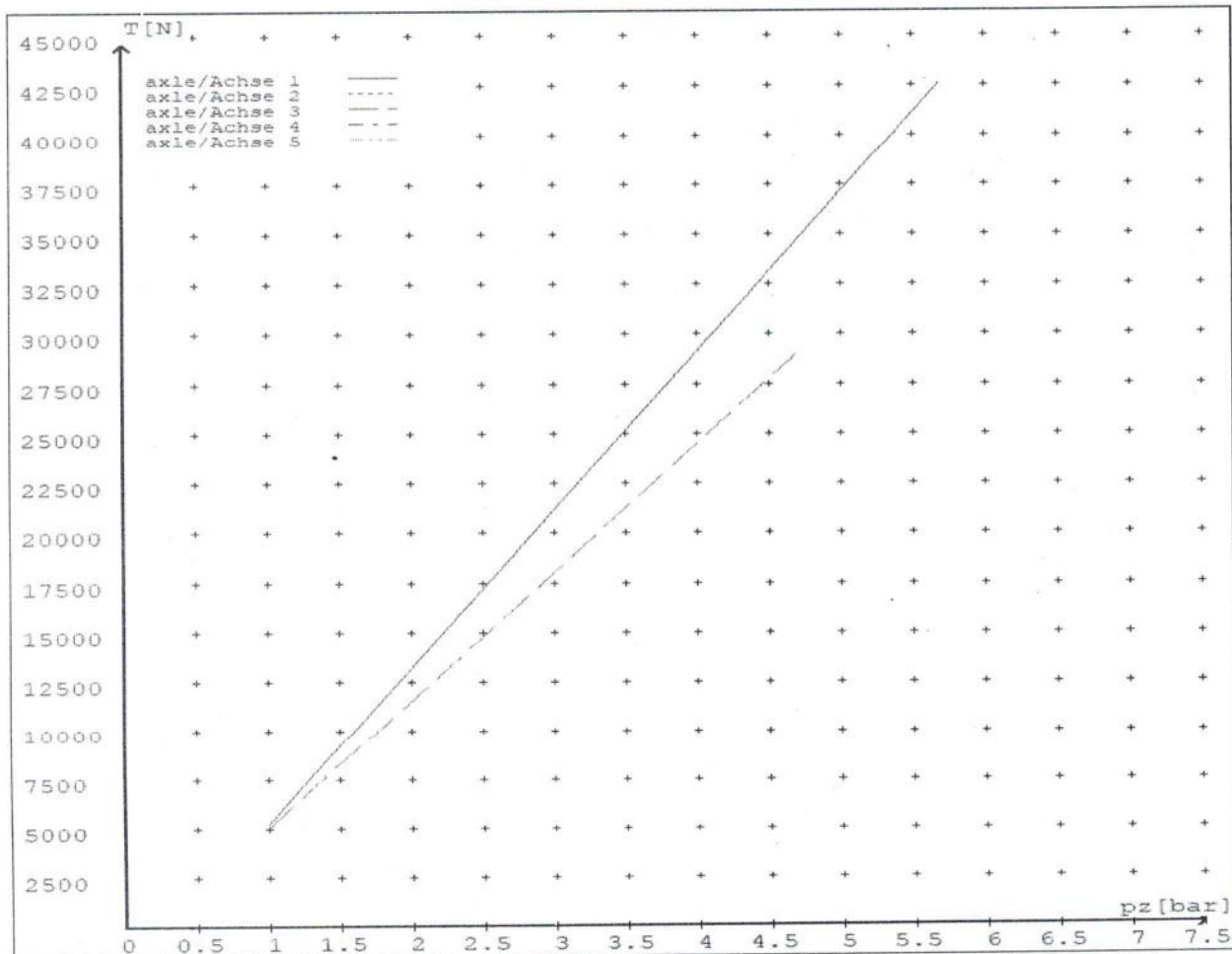
**reference values**

reference values for z = 50% for max rdyn: 421 mm

	pz [bar]	T [N]	T [N]
axle 1	1.0	5184	
	5.7	42568	
axle 2	1.0	5184	
	5.7	42568	
axle 3	1.0		4984
	4.7		28920
axle 4	1.0		4984
	4.7		28920
axle 5	1.0		4984
	4.7		28920

VIN - no.:

	Axle(s) / Achse(n)				
brake cylinder type (service / parking) Bremszylinder Typ (Betrieb / Fest)	20./	20./	T.14/24	T.14/24	14./
Maximum stroke smax = ...mm maximaler Hub smax = ....mm	65	65	64	64	64
Lever length = ....mm Hebellänge = ....mm	69.08	69.08	69.08	69.08	69.08



reference values for  $z = 0.5$

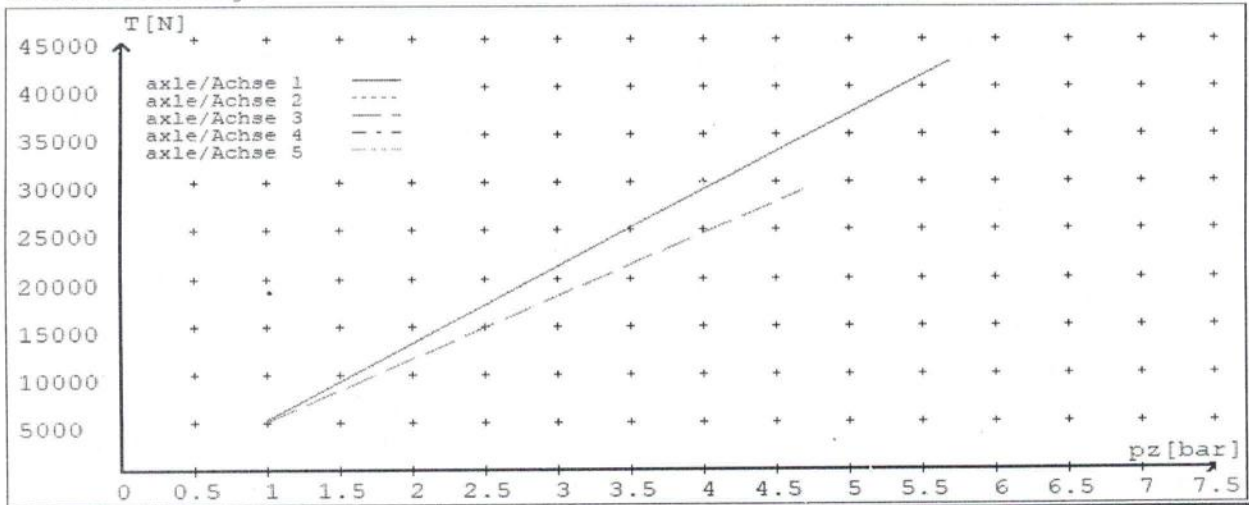
for max rdyn: 421 mm

Angabe der Referenzwerte für  $z = 0.5$

für max rdyn: 421 mm

brake calculation no: TP 52078A date 08.06.2020

Bremsberechnung Nr: TP 52078A vom 08.06.2020



	Axle(s) / Achse(n)				
brake cylinder type (service / parking) Bremszylinder Typ (Betrieb / Fest)	20./	20./	T.14/24	T.14/24	14./
Maximum stroke smax = ...mm maximaler Hub smax = ....mm	65	65	64	64	64
Lever length = ....mm Hebellänge = ....mm	69.08	69.08	69.08	69.08	69.08

## NOTICE TO VEHICLE OPERATOR

*THIS VEHICLE HAS A BRAKE SYSTEM WHICH HAS BEEN DESIGNED AND FITTED IN ACCORDANCE WITH THE LAND TRANSPORT HEAVY VEHICLE BRAKE RULE 32015/5.*

*IF THIS VEHICLE IS OPERATED IN CONJUNCTION WITH NON-CERTIFIED VEHICLES, THERE MAY BE OPERATIONAL FACTORS WHICH NEED TO BE TAKEN INTO CONSIDERATION.*

*PLEASE REFER TO THE CERTIFIER FOR FURTHER INFORMATION.*

**EXCERPT FROM LAND TRANSPORT RULE; HEAVY-VEHICLE BRAKES  
RULE 32015/5. SECTION 10,**

### **10.1 RESPONSIBILITIES OF OPERATORS**

A person who operates a vehicle must ensure that the vehicle complies with this rule.

### **10.2 RESPONSIBILITIES OF REPAIRERS**

A person who repairs or adjusts a brake must ensure that the repair or adjustment:

- a) does not prevent the vehicle from complying with this rule;
- b) complies with Land Transport Rule: Vehicle Repair 1998.

### **10.3 RESPONSIBILITIES OF MODIFIERS**

A person who modifies a vehicle so as to affect the braking performance of the vehicle must:

- a) ensure that the modification does not prevent the vehicle from complying with this Rule; and
- b) notify the operator that the vehicle must be inspected and, if necessary, certified by person or organisation appointed to carry out specialist inspection and certification of heavy vehicle brakes.

***IF YOU ARE UNSURE ABOUT YOUR RESPONSIBILITIES, PLEASE CONTACT THE VEHICLE MANUFACTURER, OR MYSELF.***

***COMPLAINTS. Complaints and Warranty issues which relate to Brake Certification will be acknowledged within 7 working days and a resolution proposed within 25 working days. Resolution of complaints and Warranty issues is subject to Transpecs Warranty policy. Customers have the right to appeal to the New Zealand Transport Authority if dissatisfied with a Compliance issue. (Refer NZTA Deed Of Appointment Para 47.4) NZTA Helpdesk 0800 699 000***

(p.p.).....  
  
**J.Hirst (JEH) HVEK**

**NOTICE TO VEHICLE OPERATOR**

This trailer is equipped with an **Electronic Brake System**.

To comply with the New Zealand Heavy Vehicle Brake Rule 32015/5, it must be used only in conjunction with a truck/tractor equipped with a 5 or 7 pin ABS/EBS power supply socket.

Failure to connect to such supply invalidates Brake Rule compliance.

The trailer ABS/EBS warning light on the towing vehicle dashboard must illuminate when the ignition is switched on and extinguish when the vehicle is in motion.

If the light does not illuminate when ignition is switched on, the system must be checked. If the light remains illuminated when the vehicle is in motion, Brake Rule compliance is compromised. Repairs must be made as soon as possible.

**If you are unsure of your responsibilities and/or obligations, please contact either the vehicle manufacturer or myself.**

  
(p.p.)  
J.E. Hirst  
(JEH/HVEK)  
(09 980 7300)

**NOTICE TO VEHICLE OPERATOR**

**WABCO Park Release Emergency Valve**  
**(PREV)**

This trailer is equipped with a WABCO PREV  
Part # 971 002 900 0

Application of the park brake via the cab control valve will actuate and apply all service brakes on the trailer. In the event of a leak in the service brake system the Spring Brakes will automatically override and hold the vehicle in compliance to Land Transport Rule: Heavy-vehicle Brakes Rule 32015/5.

When the vehicle is presented for COF the trailer park brake system is tested by pulling the red actuation knob on the PREV, situated mid way down the chassis rail. The cab control in the prime mover does not have to be applied for this test procedure.

**If you are unsure of any aspect relating to this instruction please contact either the vehicle manufacturer or myself.**

(p.p.)  
J E Hirst  
(JEH/HVEK)  
(09 980 7300)





**NEW ZEALAND HEAVY VEHICLE BRAKE RULE 32015-5  
WORKSHEET, PROCEDURE DOCUMENTATION SHEET  
& CONFIRMATION OF COMPLIANCE**

**CLIENT**

<b>MANUFACTURER:</b>	DOMETT TRAILERS
<b>ADDRESS:</b>	TAURIKURA DRIVE, TAURANGA 3173
<b>FLEET:</b>	BOOTH'S TRANSPORT

**VEHICLE DETAILS**

<b>VEHICLE TYPE:</b>	5AFT CURTAINSIDE	<b>CERT #:</b>	JH200917
<b>YEAR:</b>	2020	<b>CALCULATION #:</b>	TP52078
<b>MAKE:</b>	DOMETT	<b>REGO:</b>	N/A
<b>MODEL:</b>	E2001 PH	<b>LT400 #:</b>	759775
<b>CHASSIS #:</b>	1973	<b>ORDER #:</b>	7334
<b>VIN #:</b>	7A9E2001XL1023973		
<b>GVM: t</b>	33	<b>PRIME MOVER:</b>	EBS / EUROPEAN
<b>LOAD CONFIGURATION:</b>	MIXED FREIGHT		
<b>GROUP RATINGS: t</b>	<b>FRONT</b>	<b>REAR</b>	
	16	19	
<b>WHEEL BASE: m</b>	7.83		
	<b>UNLADEN COG (m)</b>	<b>MAX HEIGHT (m)</b>	<b>HEIGHT DECK (m)</b>
	0.675	4.3	1.088
<b>COG: m</b>	2.008		
	<b>FRONT</b>	<b>REAR</b>	<b>TOTAL</b>
<b>TARE: t</b>	3.2	3.9	7.1
	<b>FRONT</b>	<b>REAR</b>	
<b>TYRE SIZE:</b>	265 70 R19.5	265 70 R19.5	
<b>ROLLING CIRCUMFERENCE: mm</b>	2645	2645	
<b>AXLE SPACING: m</b>	1.31	2.51	



**BRAKE & AXLE DETAILS**

	MAKE	MODEL	TEST REPORT
AXLE:	HENDRICKSON	HND-PAN 19 DISC	ATRP0185
POLE WHEEL FRONT:	100	POLE WHEEL REAR:	100
LINING MATERIAL:	WABCO 230	BRAKE FACTOR:	23.49
SENSED AXLES:	2 + 4		
SERIAL NUMBERS:	1	N/A	
	2	N/A	
	3	N/A	
	4	N/A	
	5	N/A	

**CHAMBER AND VALVING DETAILS**

CHAMBERS:	AXLE 1 & 2	AXLE 3 & 4	AXLE 5
BRAND:	TSE_CHAMBERS	TSE_CHAMBERS	TSE_CHAMBERS
SIZE:	20HSCLD	1416HTLD	14HSCLD
STROKE: <i>mm</i>	65	64	64
TEST REPORT #:	BC 0041.0 Jul '07	BC0143.0	BZ 122.1 Sep '00
SPRINGBRAKE FORCE: <i>kN</i>	N/A	6.16	N/A
HOLDOFF PRESSURE: <i>Bar</i>	N/A	4.5	N/A
FOUNDATION BRAKE:	WABCO PAN19	WABCO PAN19	WABCO PAN19
LEVER LENGTH: <i>mm</i>	69	69	69
BRAKE VALVES:	MAKE:	PART NUMBER:	PM PRESS. <i>kPa</i>
ECU PART #:	WABCO	480 102 08. 0 (MV)	80 kPa
3RD MODULATOR #:	WABCO	480 207 202 0 (12V)	80 kPa
ANTI-COMPOUNDING:	YES	ELEX:	N/A
SPRING BRAKE RELAY:	WABCO_PREV	971 002 900 0	
YARD RELEASE VALVE:	WABCO-PREV	971 002 900 0	
INLINE RELAY FITTED:	N/A	N/A	

ECU DIRECTION:

FRONT

REAR

FRONT FRICTION:  $\mu$

0.48

SMARTBOARD/OPTILINK:

SMARTBOARD

OPTI-LINK

Page 2

### SUSPENSION

	FRONT	REAR
SUSPENSION TYPE:	PNEUMATIC	ELECTRONIC
MAKE:	HENDRICKSON_AIR	HENDRICKSON_AIR
MODEL:	HENDRICKSON_INTRAX	HENDRICKSON_INTRAX
BELLOW SIZE:	HND SHOCKLESS	HND SHOCKLESS
HEIGHT CONTROL VALVE:	464 008 011 0	441 050 100 0
OTHER VALVES:	N/A	N/A
RIDE HEIGHT <i>mm</i> :	255	255
HANGER HEIGHT <i>mm</i> :	200	200
PEDESTAL HEIGHT <i>mm</i> :	40	40
LIFTAXLE:		N/A
TIPPING DUMP SWITCH:		N/A
LIFTAXLE VALVE:		472 195 052 0

### AIR TANKS

AIR TANKS STANDARD:	SAE J10A / EN286-2	
	FRONT	REAR
BRAKE TANK SIZE: <i>L</i>	46	46 + 25
AUXILLARY TANK SIZE: <i>L</i>	N/A	46
PRESSURE PROTECTION:	WABCO PEM: 461 513 002 0	

### AIR LINES

TEST POINTS:

CONTROL LINE:	X 1	TANK:	X 1
REAR CHAMBER:	X 2	FRONT CHAMBER:	X 1
DUOMATIC COLOUR CODED:	YES		

**ELECTRONIC HEIGHT SENSOR CALIBRATION**

	TIMER TICKS [F/R]	MILLIMETRE [F / R]
UPPER LEVEL:	1345	330
NORMAL LEVEL:	1301	255
LOWER LEVEL:	1265	200

**CHECKS AT COMMISSION OF VEHICLE**

CHAMBER BUNGS REMOVED:	<input checked="" type="checkbox"/>	VALVE MOUNTING:	<input checked="" type="checkbox"/>
ECU BLANKING PLUGS CHECKED:	<input checked="" type="checkbox"/>		
RESPONSE TIME:	MODULATOR 2.1	MODULATOR 2.2	RELAY VALVE
ms:	200	205	385

**NOTES AND SPECIAL CONDITIONS**

CERTIFY NEW TRAILER

M.A. AXLE 5

I UNDERSTAND AND DECLARE THAT I AM THE CERTIFIER IDENTIFIED BELOW AND HOLD A CURRENT VALID APPOINTMENT. I CERTIFY THAT AT THE TIME OF INSPECTION THE ABOVE MENTIONED VEHICLE COMPONENT DESIGN AND THIS CERTIFICATION COMPLIES IN ALL RESPECTS WITH THE LAND TRANSPORT RULE VEHICLE STANDARDS COMPLIANCE 2002 AND MY DEED OF APPOINTMENT. TO THE BEST OF MY KNOWLEDGE THE INFORMATION CONTAINED IN THIS CERTIFICATE IS TRUE AND CORRECT.

NEW ZEALAND HEAVY VEHICLE BRAKE RULE 32015/5, SCHEDULE 5.

DATE: 14/09/2020

SIGNED:

CERTIFIER NAME &amp; ID:

CHRIS CLARKE

CJC

SODC BY:

JOHN HIRST

JEH

PHONE (BUS):

09-980-7300

FAX:

POSTAL ADDRESS:

P.O. Box 98-971, Manukau 2241  
New Zealand