

# 754383

Truck Alignment Services Ltd

PO Box 16 345, Christchurch 8042

Ph: (03) 982 3453 Fax: (03) 349 7005

64 3 9823454



LAZER-ALIGN

REPORT FORM

REG NO

52185

MAKE/MODEL

4 axle tanker

KM

46

OWNER

Millars Eng #741

DATE

10/8/11

FIRST DRIVE AXLE

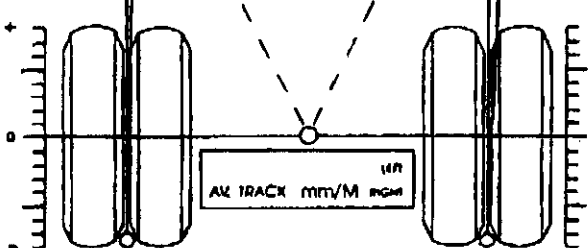
AVERAGE TRACK

LEFT RIGHT

WHEEL TRACK

WHEEL TRACK

A	154 mm
B	124 mm
A-B	+
C	mm
CAMBER	
+	0"
-	0"



D <sub>m2</sub>	M
A	123 mm
B	153 mm
A-B	+
C	mm
CAMBER	
+	0"
-	0"

C <sub>2</sub> /D <sub>m</sub>	+
	mm/M
C <sub>2</sub> /D <sub>m</sub>	+
	mm/M
TOE-IN	
+	mm/M
TOE-OUT	
-	mm/M

138  
162

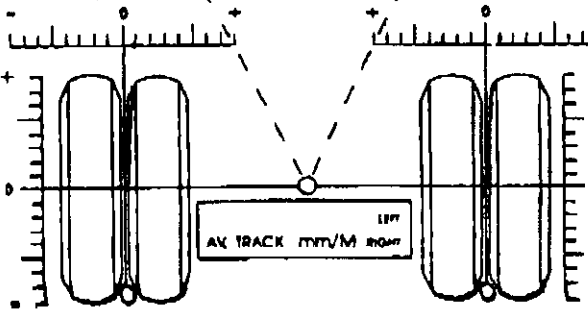
SECOND DRIVE AXLE AVERAGE TRACK

LEFT RIGHT

WHEEL TRACK

WHEEL TRACK

A	144 mm
B	147 mm
A-B	+
C	mm
CAMBER	
+	0"
-	0"



D <sub>m3</sub>	M
A	166 mm
B	133 mm
A-B	+
C	mm
CAMBER	
+	0"
-	0"

C <sub>2</sub> /D <sub>m</sub>	+
	mm/M
C <sub>2</sub> /D <sub>m</sub>	+
	mm/M
TOE-IN	
+	mm/M
TOE-OUT	
-	mm/M

135  
160

AVERAGE OUT OF SQUARE

mm/M
LEFT
RIGHT

MAX. OUT OF PARALLEL

mm/M
------

D<sub>m</sub> = DISTANCE BETWEEN SCALES IN METRES

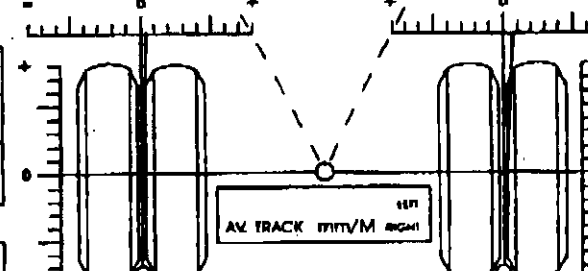
D<sub>m</sub> = DISTANCE BETWEEN SCALES IN METRES

LEFT RIGHT

WHEEL TRACK

WHEEL TRACK

A	134 mm
B	160 mm
A-B	+
C	mm
CAMBER	
+	0"
-	0"



D <sub>m2</sub>	M
A	144 mm
B	160 mm
A-B	+
C	mm
CAMBER	
+	0"
-	0"

C <sub>2</sub> /D <sub>m</sub>	+
	mm/M
C <sub>2</sub> /D <sub>m</sub>	+
	mm/M
TOE-IN	
+	mm/M
TOE-OUT	
-	mm/M

141  
160

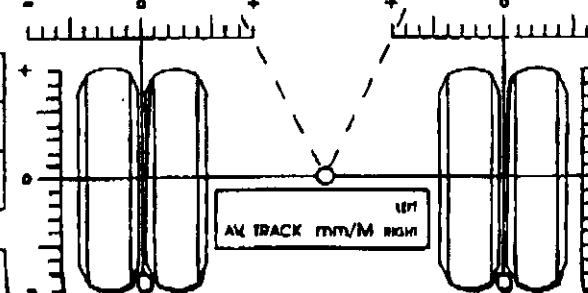
SECOND DRIVE AXLE AVERAGE TRACK

LEFT RIGHT

WHEEL TRACK

WHEEL TRACK

A	132 mm
B	160 mm
A-B	+
C	mm
CAMBER	
+	0"
-	0"



D <sub>m3</sub>	M
A	146 mm
B	160 mm
A-B	+
C	mm
CAMBER	
+	0"
-	0"

C <sub>2</sub> /D <sub>m</sub>	+
	mm/M
C <sub>2</sub> /D <sub>m</sub>	+
	mm/M
TOE-IN	
+	mm/M
TOE-OUT	
-	mm/M

136  
142

0 100 200 300

300 200 100 0

B =

REAR SCALE

B =

AVERAGE OUT OF SQUARE

mm/M
LEFT
RIGHT

MAX. OUT OF PARALLEL

mm/M
------