

Heavy vehicle specialist inspector's or manufacturing inspecting organisation's name <small>(PRINT IN CAPS)</small>	ID
CHRIS CLARKE	CJC

Vehicle registration <small>(optional)</small>	VIN/chassis number
	7A9C20024L2023025
Make	Component being certified:
DOMETT	<input type="checkbox"/> Chassis <input type="checkbox"/> Load anchorage
Model <small>(optional)</small>	<input type="checkbox"/> Log bolsters <input type="checkbox"/> Towing connection <input checked="" type="checkbox"/> Brakes
C2002 BPH	<input type="checkbox"/> SRT <input type="checkbox"/> PSV stability <input type="checkbox"/> PSV rollover
Certification category	<input type="checkbox"/> Swept path <input type="checkbox"/> PBS
HVEK	

Description of work

CERTIFY TO SCHEDULE 5 OF LTR 32015/5: NZ HEAVY VEHICLE BRAKE SPECIFICATION.
 CARRY OUT BRAKE CALCULATIONS, INSPECTION AND ECU END OF LINE PROTOCOL.
 3ASBTR CURTAINSIDE RSS ON TYRE: 265 70 R19.5
 FOR SYSTEM ARCHITECTURE, PLEASE REFER TO PDS WORKSHEET & SCHEMATIC.

Code/standard/rule certified to	Component load rating(s)
LTR 32015/5	28 Tonnes GVM
General drawing number(s)	19 Tonnes (Rear brake mass)
N/A	

Supporting documents
BRAKE RULE CERTIFICATE JH201220
BRAKE CALCULATION # TP52198


Special conditions (optional)

WARNING LAMP MUST ILLUMINATE WHEN IGNITION IS SWITCHED ON & THEN EXTINGUISH IMMEDIATELY OR WHEN VEHICLE SPEED EXCEEDS 7 KM/H

Certification expiry date <small>(if applicable)</small>	or	Hubodometer reading <small>(whichever comes first)</small>
N/A [UNLESS MODIFIED]		<input type="checkbox"/> <input type="checkbox"/> <input type="checkbox"/> <input type="checkbox"/> <input type="checkbox"/> <input type="checkbox"/> <input type="checkbox"/> <input type="checkbox"/>

Declaration

I the undersigned, declare that I am the heavy vehicle specialist inspector identified and I hold a current valid appointment. I certify that the above mentioned vehicle component's design, manufacture and installation, and this certification complies in all respects with the Land Transport Rule: Vehicle Standards Compliance 2002 and my appointment. To the best of my knowledge the information contained in the certificate is true and correct.

Designer's ID <small>(if different from inspector below)</small>	
JOHN HIRST	J E H
Inspector's signature	
Inspector's name <small>(PRINT IN CAPS)</small>	ID number
CHRIS CLARKE	CJC
Date	Number
12-Jan-21	770241

CoF vehicle inspector ID <small>(if applicable)</small>	CoF vehicle inspector signature <small>(if applicable)</small>	Date

All fields are mandatory unless otherwise stated.

WABCO START-UP LOG

System	Trailer EBS-E	WABCO part number	480 102 080 0
Production date	2020-08-10	Serial number	437009242700L
Serial number (modulator)	000000519786		
Fingerprint Customer EOL / Customer Development / Flash Program	W503643 / 2021-01-12 ; 00000000 / 0000-00-00 ; 00000000 / 0000-00-00		


WABCO		TRAILER EBS-E		GGVS/ADR TUEH TB 2007 - 019.00 361-071-04			
HERSTELLER MANUFACTURER CONSTRUCTEUR	DOMETT TRAILERS			GIO	Pin1	Pin3	Pin4
TYP TYPE TYPE	3ASBTR CURTAINSIDE			1	24V-01	---	---
VEHICLE IDENT. NUMBER CHASSIS NUMBER NUMERO DE CHASSIS	7A9C20024L2023025			2	eTASC	---	eTASC
BREMSBERECHNUNGS-NR. BRAKE CALCULATION NO. CALCUL DE FREINAGE NO.	TP52198S			3	---	---	---
POLRADZAHNEZAHL c-d e-f POLE WHEEL TEETH c-d e-f DENTS ROUE DENTÉE c-d e-f	90	---	ABS-System ABS-System Système ABS	4	---	---	LS1
RSS RSS RSS	Einfachbereifung Single Tire Monte simple		Lenkachse Steering axle Essieu vireur	5	DIAG	DIAG	DIAG
	Zwillingsbereifung Twin Tire Monte jumelée	X	Kippkritisches Fahrzeug Critical Trailer Véhicule critique	6	---	---	---
Subsystems	SB	I/O	24N	7	---	---	---

ACHSE AXLE ESSIEU	pm (bar)		6.5		pm (bar)		0.8		2.0		---		6.5		TYP TYPE	(mm)	(mm)	(bar)	
	+	-	+	-	+	-	+	-	+	-	+	-	+	-				1.0	Pz
1	1500	0.5	2.3	6350	3.6	0.5	1.5	---	5.5	-	16 / 24	65	74	345	2805				
2	1500	0.5	2.3	6350	3.6	0.5	1.5	---	5.5	-	16 / 24	65	74	345	2805				
3	1500	0.5	2.3	6350	3.6	0.5	1.5	---	5.5	-	16	65	74	345	2805				
4	0	---	---	0	---	---	---	---	---	-	---	---	---	---	---				
5	0	---	---	0	---	---	---	---	---	-	---	---	---	---	---				

TEBS-E

Diagnostic memory	OK	Warning lamp control	OK
Parameter setting	carried out	Stop light supply	OK
EBS pressure test	OK	Lifting axle test	Not tested
Redundancy test	OK	ECAS height sensor calibration	Not tested
ABS sensor assignment	OK	Height sensor axle load	Not tested
RTR test	Not tested	Leak test	Not tested
Immobilizer test	Not tested	Signal outputs	Not tested
Signal inputs	Not tested	Tag axle test	Not tested

Electronic Extension Module

Diagnostic memory	Not tested	Signal outputs	Not tested
TailGUARDlight	Not tested	TailGUARD	Not tested
Manufacturer	DOMETT TRAILERS	Vehicle ident. no	7A9C20024L2023025
Vehicle type	3ASBTR CURTAINSIDE	Odometer reading	0.0 km
next Service	0 km	Trip reading	0.0 km
Tester	Chris Clarke	Signature 	
Date	2021-01-12 3:58:50 PM		

trailer (full, semi-, centre-axle) with air brake system acc. to UN/ECE-R.13.11

distribution: DOMETT TRAILERS
 7A9C20024L2023025
 SODC: JH201220
 LT400: CJC 770241

please note!

This brake calculation is made under consideration of
 -the legal precriptions mentioned above in the version valid at the time of making the program (V6.18.07.12).
 -the functional characteristics of our products as well as the data of the brake out of the test approvals of the axle manufacturers, and
 -the other vehicle data included in the brake calculation.
 Please check whether these data correspond to the actual vehicle data. Our conditions of delivery apply (particularly section 9.0). In any case we commend to do a braking harmonisation!
 WABCOBrake V6.18.07.12 db 31.08.2018

vehicle manufacturer: DOMETT TRAILERS
 trailer model : 3ASBTR CURTAINSIDE
 trailer type : 3-axle-semi-trailer
 remarks : air / hydraulic / VA suspension
 WABCO TRAILER - EBS E
 TRISTOP 1+2: 16/24
 265/70 R 19,5

axle 1 + 2 + 3 : Assali Stefen, K, 361-071-04 ECE Re 432,

		<u>unladen</u>		<u>laden</u>	
total mass	P in kg	5000	- 6000	28000	- 30000
king-pin	PS in kg	500	- 1500	8950	- 10950
axle 1	P1 in kg		1500		6350
axle 2	P2 in kg		1500		6350
axle 3	P3 in kg		1500		6350
total axle mass	PR in kg		4500		19050
wheel base	E in mm	6200	- 6300		
centre of gravity height	h in mm		1016		2152
K-factor		Kv min	1.8778	Kc min	0.9630
K-factor		Kv max	1.8904	Kc max	0.9844

	<u>axle 1</u>	<u>axle 2</u>	<u>axle 3</u>
no. of combined axles	1	1	1
no. of brake chambers per axle line KdZ	2	2	2
The power output corresponds to	BC 0165.2BC	0165.2BC	0169.2
brake chamber manufacturer	Haldex	Haldex	Haldex
chamber size	16/24	16/24	16"
lever length lBh in mm	74	74	74
brake factor [-]	20.26	20.26	20.26
dyn. rolling radius rdyn min in mm	421	421	421
dyn. rolling radius rdyn max in mm	421	421	421
threshold torque Co Nm	7.0	7.0	7.0

calculation:

chamber pressure(rdyn min)pH at z=22,5%bar	2.3	2.3	2.3
chamber pressure(rdyn max)pH at z=22,5%bar	2.3	2.3	2.3
chamber press.(servo)pcha at pm6,5bar bar	5.5	5.5	5.5
piston force ThA at pm6,5bar N	5294	5294	5294
brake force(rdyn min)T lad. at pm6,5bar N	37655	37655	37655
brake force(rdyn max)T lad. at pm6,5bar N	37655	37655	37655
Brake force incl. 1 % rolling resistance proportion %	33.3	33.3	33.3

braking rate z laden 0.604 for rdyn min
 z = sum (TR)/PRmax 0.604 for rdyn max

Trailer may only be operated in combination with trucks/tractors with ISO 7638 supply (5 or 7 polar).

brake diagram : 841 701 101 0

maximum pressure: 8.5 bar

axle 1:

valve 1: 971 002 ... 0 WABCO
EBS emergency valve

valve 2: 480 102 ... 0 WABCO
EBS trailer modulator

brake cylinder: Haldex 135 1624 ... / 175 1624...

axle 2:

valve 1: 971 002 ... 0 WABCO
EBS emergency valve

valve 2: 480 102 ... 0 WABCO
EBS trailer modulator

brake cylinder: Haldex 135 1624 ... / 175 1624...

axle 3:

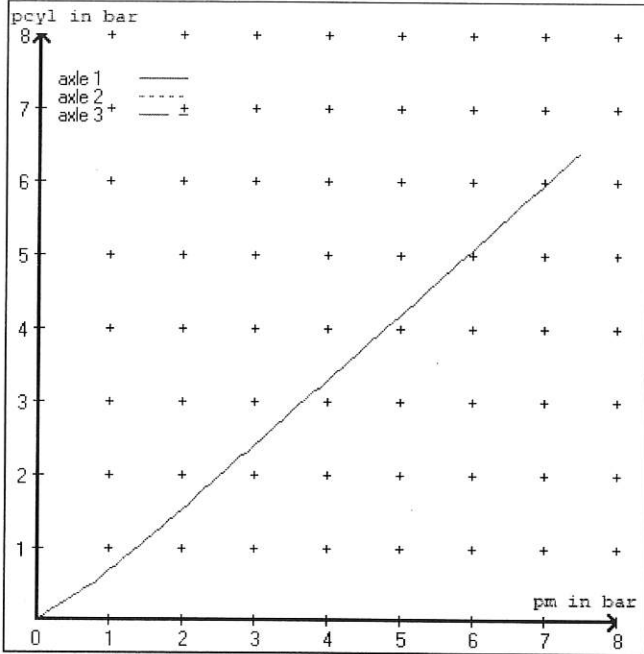
valve 1: 971 002 ... 0 WABCO
EBS emergency valve

valve 2: 480 102 ... 0 () WABCO or 480 207 0.. 0 / 2.. 0
EBS trailer modulator

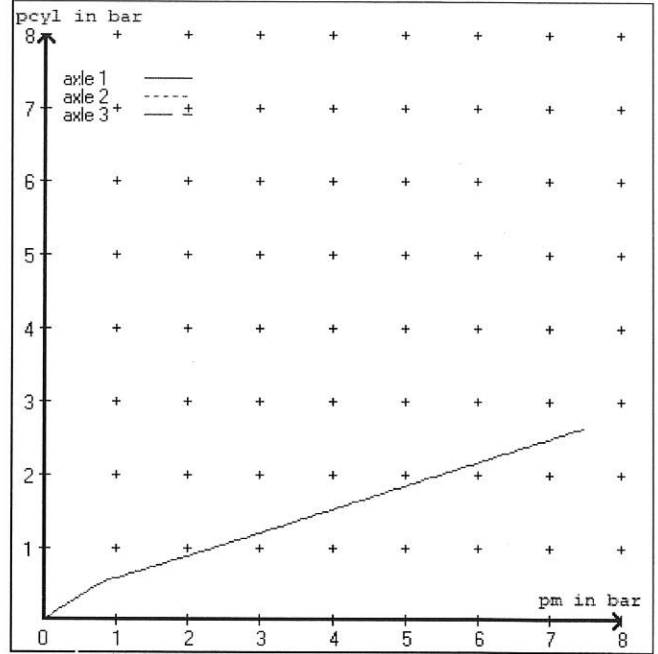
brake cylinder: Haldex 125 160 0.. - 125 160 5.. / 125 160 6.. - 125 160 9..

test type III (zIII = 0.30) for rdyn min : axle1 axle2 axle3
at pm 3.6 bar => pcha in bar : 2.9 2.9 2.9
test type III (zIII = 0.06) for rdyn min : axle1 axle2 axle3
at pm 1.3 bar => pcha in bar : 0.9 0.9 0.9

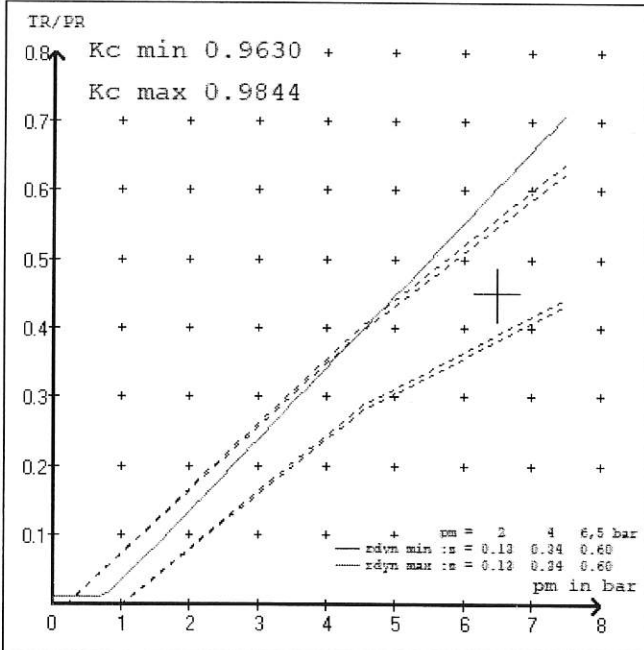
brake chamber pressure laden



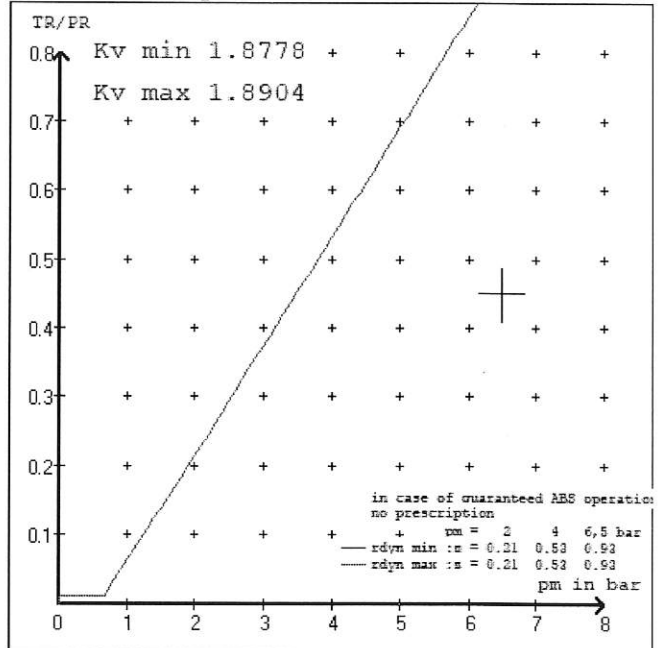
brake chamber pressure unladen



compatibility band laden



compatibility band unladen



vehicle manufacturer: DOMETT TRAILERS
 trailer model : 3ASBTR CURTAINSIDE
 trailer type : 3-axle-semi-trailer

brake chamber and lever length :

axle 1 : 2 x type/diameter 16/24 (Haldex) lever length 74 mm
 axle 2 : 2 x type/diameter 16/24 (Haldex) lever length 74 mm
 axle 3 : 2 x type/diameter 16" (Haldex) lever length 74 mm

brake diagram : 841 701 101 0

valve :

971 002 ... 0 WABCO EBS emergency valve
 480 102 ... 0 WABCO EBS trailer modulator
 480 102 ... 0 WABCO EBS trailer modulator or 480 207 0.. 0 / 2.. 0

EBS input data

=====

vehicle manufacturer: DOMETT TRAILERS
 trailer model : 3ASBTR CURTAINSIDE
 trailer type : 3-axle-semi-trailer
 brake calculation no. : TP 52198S

tire circumference main axle : 2650 for rdyn max
 tire circumference auxiliary axle : 2650 for rdyn max

assignment pm / deceleration z: pm 0.8 bar z = 0.010
 (laden condition) 2.0 bar z = 0.134
 6.5 bar z = 0.600

control pressure pm		6,5	control pressure pm		0.8	2.0	6.5	
axle	axle load unladen	bellow pr. unladen	brake pr. unladen	axle load laden	bellow pr. laden	brake pr. laden		
1	1500	to be	2.3	6350	to be	0.5	1.5	5.5
2	1500	entered by	2.3	6350	entered by	0.5	1.5	5.5
3	1500	the vehicle	2.3	6350	the vehicle	0.5	1.5	5.5
4	0	manufact.	0,0	0	manufact.	0,0	0,0	0,0
5	0		0,0	0		0,0	0,0	0,0

The unladen values indicated in the above table are values for the basic parameter set. Higher unladen axle loads and liftaxles are automatically recognized and do not require separate adjustment. The above unladen axle loads must not be fallen below.

=====

axle 1	axle 2	axle 3
axle load pcyl	axle load pcyl	axle load pcyl
1500	2.3	1500
2000	2.6	2000
2500	3.0	2500
3000	3.3	3000
3500	3.6	3500
4000	3.9	4000
4500	4.3	4500
5000	4.6	5000
6350	5.5	6350

data sheet to ECE vehicle type-approval certificate concerning braking equipment: according to ECE R13 annex 11

axle 1 : reference axle: Assali StefTM or LM or LGen	brake lining: ROR 8616 AF (M13)
test report : 361-071-04 ECE Re 432	date : GA310709
axle 2 : reference axle: Assali StefTM or LM or LGen	brake lining: ROR 8616 AF (M13)
test report : 361-071-04 ECE Re 432	date : GA310709
axle 3 : reference axle: Assali StefTM or LM or LGen	brake lining: ROR 8616 AF (M13)
test report : 361-071-04 ECE Re 432	date : GA310709

calc. verif. of residual (hot) braking force type III
(item 4.2.1 of appendix 2 to annex 11)

axle 1	(rdyn 421 mm)	T = 17.3 % Fe
axle 2	(rdyn 421 mm)	T = 17.3 % Fe
axle 3	(rdyn 421 mm)	T = 17.3 % Fe

calculated actuator stroke in mm
(item 4.3.1.1 of appendix 2 to annex 11)

axle 1	(sp = 51 mm)	s = 38 mm
axle 2	(sp = 51 mm)	s = 38 mm
axle 3	(sp = 51 mm)	s = 38 mm

average thrust output in N at pm = 6,5 bar (however max. pcha = 7,0 bar)

axle1	ThA = 5294 N
axle2	ThA = 5294 N
axle3	ThA = 5294 N

calc. residual (hot) braking force in N
(item 4.3.1.4 of appendix 2 to annex 11)

axle 1	(rdyn 421 mm)	T = 32282 N
axle 2	(rdyn 421 mm)	T = 32282 N
axle 3	(rdyn 421 mm)	T = 32282 N

basic test	type III
of subject	(calculated)
trailer (E)	residual

braking rate of the vehicle (item 4.3.2 to appendix 2 to annex 11)	0.60	(hot)braking 0.52
---	------	----------------------

required braking rate (items 1.5.3 and 1.7.2 to annex 11)	>= 0,4 and >= 0,6*E (0.36)
--	-------------------------------

axle 1	(rdyn 421 mm)	T = 32282 N
axle 2	(rdyn 421 mm)	T = 32282 N
axle 3	(rdyn 421 mm)	T = 32282 N

basic test	type III
of subject	(calculated)
trailer (E)	residual

braking rate of the vehicle (item 4.3.2 to appendix 2 to annex 11)	0.60	(hot)braking 0.52
---	------	----------------------

required braking rate (items 1.5.3 and 1.7.2 to annex 11)	>= 0,4 and >= 0,6*E (0.36)
--	-------------------------------

spring parking brake

	<u>axle 1</u>	<u>axle 2</u>
no of TRISTOP-actuators per axle line KDZ	2	2
TRISTOP-actuator type	16/24	16/24
lever length lBh in mm	74	74
stat. tyre radius rstat max in mm	401	401
 at a stroke of s in mm	 30	 30
min. force of spring brake TFZ in N	6003	6003
sp.brake chamber no Haldex	135 162	135 162
sp.brake chamber no Haldex	175 162	175 162
release pressure pLs in bar	5.2	5.2

calculation:

ratio until road	3.7388	3.7388
iFb = lBh*Eta*C*rBt/(rBn*rstat)		
for rstat in mm	401	401
brake force of spring br. Tf in N	44180	44180
Tf = (TFZ*KDZ-2*Co/lBh)*iFb		
 braking rate zf laden	 0.483	
zf = sum (Tf)/P + 0,01		

Test of the frictional connection required by the parking brake

minimum wheelbase/minimum supporting width min Ef necessary
to fulfil the regulations

$$\min Ef = E * (1 - PR/P + zferf * h/E) / (1 - zferf / (fzul * nf/ng))$$

$$\min Ef = 4001 \text{ mm} \quad \text{for } E = 6200 \text{ mm}$$

$$\min Ef = 4056 \text{ mm} \quad \text{for } E = 6300 \text{ mm}$$

min Ef =	minimum distance between front axle(s) (trailer) or support (semitraile
and the rear axle(s) (resultant of the bogie)	
E	= wheel base
fzul	= 0.80 maximum permissible frictional connection required
zferf	= 0.18 maximum required braking ratio of the parking brake
h	= 2152 mm height of center of gravity - laden
PR	= 19050 kg maximum bogie mass - laden
P	= 30000 kg maximum total mass - laden
nf	= 2 no. of axle(s) with TRISTOP spring brake actuators
ng	= 3 no. of bogie axle(s)

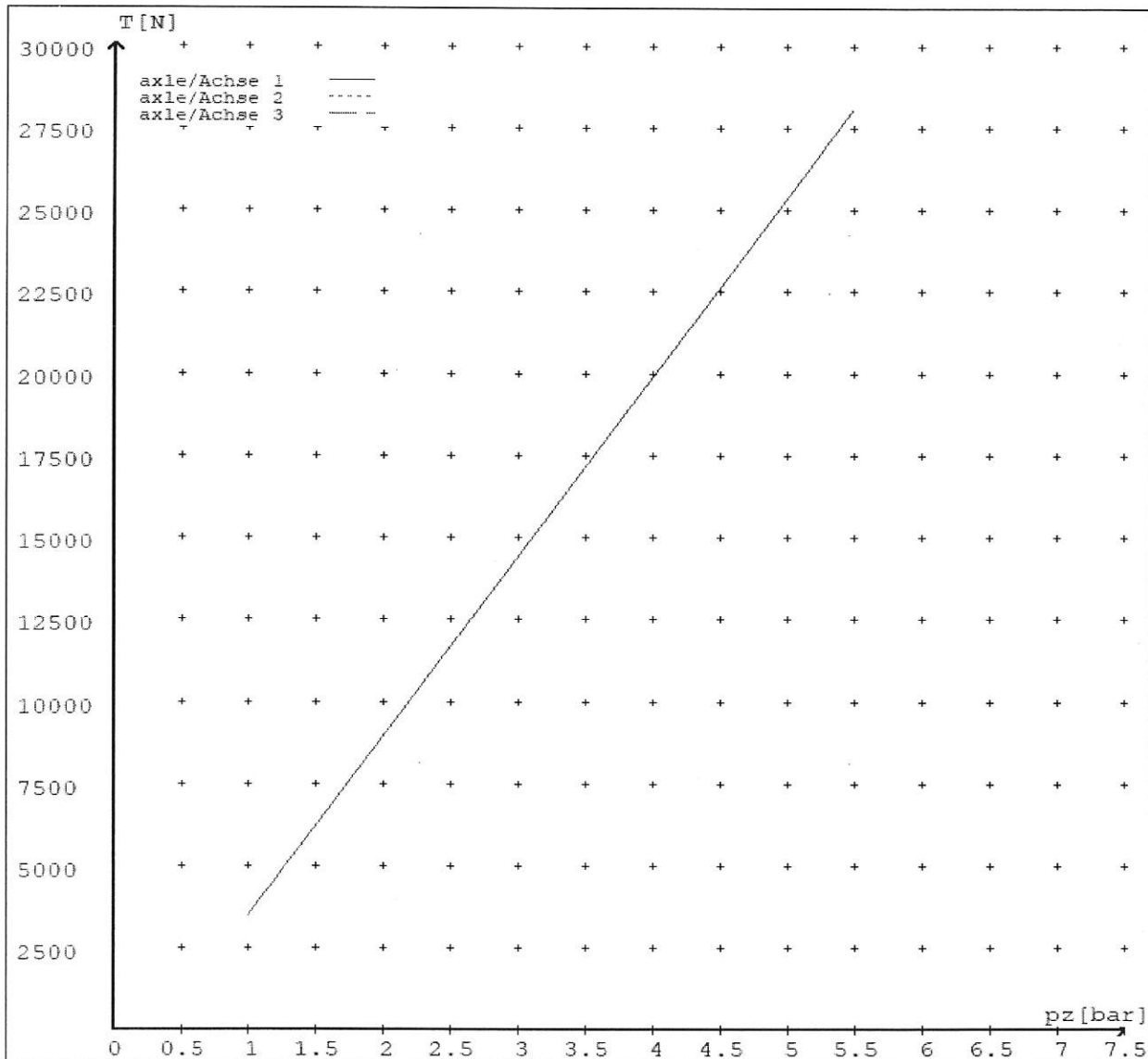
reference values

reference values for z = 45% for max rdyn: 421 mm

	pz [bar]	T [N]	T [N]
axle 1	1.0		3459
	5.5		28054
axle 2	1.0		3459
	5.5		28054
axle 3	1.0		3459
	5.5		28054

VIN - no.:

	Axle(s) / Achse(n)				
brake cylinder type (service / parking) Bremszylinder Typ (Betrieb / Fest)	16/24	16/24	16"/	/	/
Maximum stroke smax = ...mm maximaler Hub smax =mm	65	65	65		
Lever length =mm Hebellänge =mm	74	74	74		



reference values for $z = 0.45$

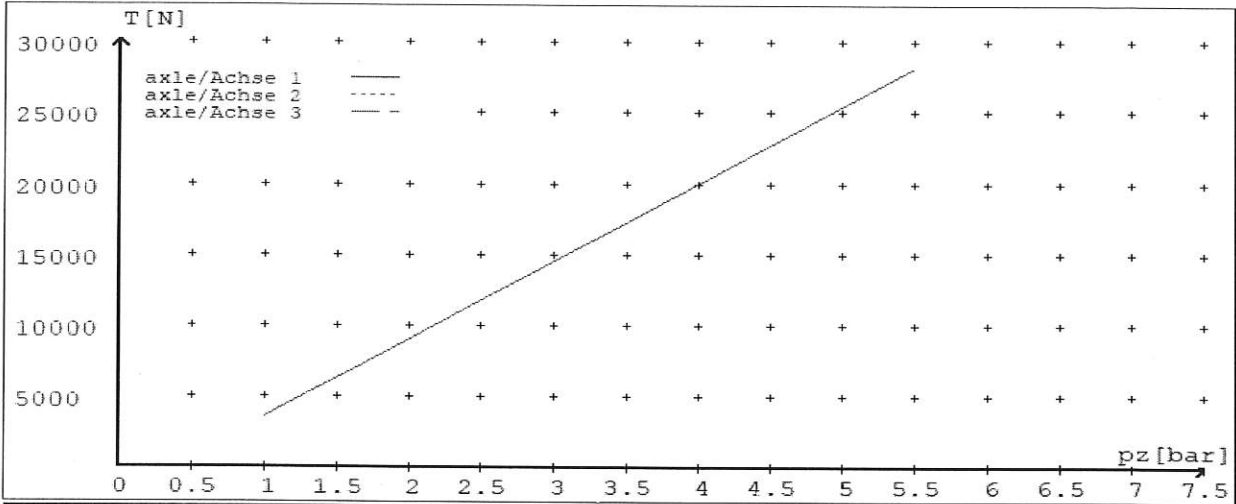
Angabe der Referenzwerte für $z = 0.45$

for max rdyn: 421 mm

für max rdyn: 421 mm

brake calculation no: TP 52198S date 13.12.2020

Bremsberechnung Nr: TP 52198S vom 13.12.2020



	Axle(s) / Achse(n)				
brake cylinder type (service / parking) Bremszylinder Typ (Betrieb / Fest)	16/24	16/24	16"/	/	/
Maximum stroke $s_{max} = \dots$ mm maximaler Hub $s_{max} = \dots$ mm	65	65	65		
Lever length = \dots mm Hebellänge = \dots mm	74	74	74		



NOTICE TO VEHICLE OPERATOR

THIS VEHICLE HAS A BRAKE SYSTEM WHICH HAS BEEN DESIGNED AND FITTED IN ACCORDANCE WITH THE LAND TRANSPORT HEAVY VEHICLE BRAKE RULE 32015/5.

IF THIS VEHICLE IS OPERATED IN CONJUNCTION WITH NON-CERTIFIED VEHICLES, THERE MAY BE OPERATIONAL FACTORS WHICH NEED TO BE TAKEN INTO CONSIDERATION.

PLEASE REFER TO THE CERTIFIER FOR FURTHER INFORMATION.

**EXCERPT FROM LAND TRANSPORT RULE; HEAVY-VEHICLE BRAKES
RULE 32015/5. SECTION 10,**

10.1 RESPONSIBILITIES OF OPERATORS

A person who operates a vehicle must ensure that the vehicle complies with this rule.

10.2 RESPONSIBILITIES OF REPAIRERS

A person who repairs or adjusts a brake must ensure that the repair or adjustment:

- a) does not prevent the vehicle from complying with this rule;
- b) complies with Land Transport Rule: Vehicle Repair 1998.

10.3 RESPONSIBILITIES OF MODIFIERS

A person who modifies a vehicle so as to affect the braking performance of the vehicle must:

- a) ensure that the modification does not prevent the vehicle from complying with this Rule; and
- b) notify the operator that the vehicle must be inspected and, if necessary, certified by person or organisation appointed to carry out specialist inspection and certification of heavy vehicle brakes.

IF YOU ARE UNSURE ABOUT YOUR RESPONSIBILITIES, PLEASE CONTACT THE VEHICLE MANUFACTURER, OR MYSELF.

COMPLAINTS. Complaints and Warranty issues which relate to Brake Certification will be acknowledged within 7 working days and a resolution proposed within 25 working days. Resolution of complaints and Warranty issues is subject to Transpecs Warranty policy. Customers have the right to appeal to the New Zealand Transport Authority if dissatisfied with a Compliance issue. (Refer NZTA Deed Of Appointment Para 47.4) NZTA Helpdesk 0800 699 000

(p.p.)
(J.Hirst (JEH) HVEK)

NOTICE TO VEHICLE OPERATOR

This trailer is equipped with an Electronic Brake System.

To comply with the New Zealand Heavy Vehicle Brake Rule 32015/5, it must be used only in conjunction with a truck/tractor equipped with a 5 or 7 pin ABS/EBS power supply socket.

Failure to connect to such supply invalidates Brake Rule compliance.

The trailer ABS/EBS warning light on the towing vehicle dashboard must illuminate when the ignition is switched on and extinguish when the vehicle is in motion.

If the light does not illuminate when ignition is switched on, the system must be checked. If the light remains illuminated when the vehicle is in motion, Brake Rule compliance is compromised. Repairs must be made as soon as possible.

If you are unsure of your responsibilities and/or obligations, please contact either the vehicle manufacturer or myself.


(p.p.)
J.E. Hirst
(JEH/HVEK)
(09 980 7300)

NOTICE TO VEHICLE OPERATOR

WABCO Park Release Emergency Valve
(PREV)

This trailer is equipped with a WABCO PREV
Part # 971 002 900 0

Application of the park brake via the cab control valve will actuate and apply all service brakes on the trailer. In the event of a leak in the service brake system the Spring Brakes will automatically override and hold the vehicle in compliance to Land Transport Rule: Heavy-vehicle Brakes Rule 32015/5.

When the vehicle is presented for COF the trailer park brake system is tested by pulling the red actuation knob on the PREV, situated mid way down the chassis rail. The cab control in the prime mover does not have to be applied for this test procedure.

If you are unsure of any aspect relating to this instruction please contact either the vehicle manufacturer or myself.


(p.p.)
J E Hirst
(JEH / HVEK)
(09 980 7300)



**NEW ZEALAND HEAVY VEHICLE BRAKE RULE 32015-5
WORKSHEET, PROCEDURE DOCUMENTATION SHEET
& CONFIRMATION OF COMPLIANCE**

CLIENT

MANUFACTURER:	DOMETT TRAILERS
ADDRESS:	TAURIKURA DRIVE, TAURANGA 3110
FLEET:	FITCHETT LINEHAUL

VEHICLE DETAILS

VEHICLE TYPE:	3ASBTR CURTAINSIDE	CERT #:	JH201220
YEAR:	2020	CALCULATION #:	TP52198
MAKE:	DOMETT	REGO #:	N/A
MODEL:	C2002 BPH	LT400 #:	770241
CHASSIS #:	2025	ORDER #:	7831
VIN #:	7A9C20024L2023025		
GVM: t	28	PRIME MOVER:	EBS / EUROPEAN
LOAD CONFIGURATION:	MIXED FREIGHT		
GROUP RATINGS: t	FRONT	REAR	
	9	19	
WHEEL BASE: m	6.24		
	UNLADEN COG m	MAX HEIGHT m	HEIGHT DECK m
	1.016	4.3	1.233
COG: m	2.152		
	FRONT	REAR	TOTAL
TARE: t	1.25	4.05	5.3
		REAR	
TYRE SIZE:		265 70 R19.5	
ROLLING CIRCUMFERENCE: mm		2645	
AXLE SPACING: m		3	

BRAKE & AXLE DETAILS

	MAKE	MODEL	TEST REPORT
AXLE:	ROR_ASSALI_STEFEN	ROR-CS9 I DISC	361-071-04
STEER AXLE[S]:	NO	POLE WHEEL:	90
LINING MATERIAL:	ROR 8616	BRAKE FACTOR:	20.26
SENSED AXLES:			NOTES:
SERIAL NUMBERS:	1	N/A	RORCS9T
	2	N/A	RORCS9T
	3	N/A	RORCS9T
	4	N/A	N/A

CHAMBER AND VALVING DETAILS

CHAMBERS:	AXLE 1 & 2	AXLE 3	
BRAND:	HALDEX_CHAMBERS	HALDEX_CHAMBERS	
SIZE:	1624 (135 1624)	16, (125 160)	
STROKE: <i>mm</i>	65	65	
TEST REPORT #:	BC0165.0	BC0169.0	
SPRINGBRAKE FORCE: <i>kN</i>	6.003	N/A	
HOLDOFF PRESSURE: <i>Bar</i>	5.2	N/A	
FOUNDATION BRAKE:	MERITOR	MERITOR	
LEVER LENGTH: <i>mm</i>	74	74	
BRAKE VALVES:	MAKE:	PART NUMBER:	PM PRESS. <i>kPa</i>
ECU PART #:	WABCO	480 102 08. 0 (MV)	80 kPa
3RD MODULATOR #:	N/A	N/A	N/A
ANTI-COMPOUNDING:	YES		
SPRING BRAKE RELAY:	WABCO_PREV	971 002 900 0	
YARD RELEASE VALVE:	WABCO-PREV	971 002 900 0	
INLINE RELAY FITTED:	N/A	N/A	

ECU DIRECTION:

FRONT

REAR

SUBSYSTEMS:

SMARTBOARD

OPTI-LINK

CAN ROUTER 446 122 050 0

ELEX 446 122 070 0

TAILGUARD

SUSPENSION

	REAR
SUSPENSION TYPE:	ELECTRONIC
MAKE:	ROR_AIRSPRING
MODEL:	ROR_INTRA
BELLOW SIZE:	CS9I
HEIGHT CONTROL VALVE:	441 050 100 0
OTHER VALVES:	463 090 500 0 (eTASC)
RIDE HEIGHT <i>mm</i> :	350
HANGER HEIGHT <i>mm</i> :	200
PEDESTAL HEIGHT <i>mm</i> :	25
LIFTAXLE:	N/A
DUMP SWITCH:	N/A
LIFTAXLE VALVE:	N/A

AIR TANKS

AIR TANKS STANDARD:	SAE J10A / EN286-2
	REAR
BRAKE TANK SIZE: L	46 + 25
AUXILLARY TANK SIZE: L	46
PRESSURE PROTECTION:	WABCO PEM: 461 513 002 0

AIR LINES

TEST POINTS:	
CONTROL LINE:	X 1
FIXED AXLE CHAMBERS:	X 2

STEER AXLE CHAMBERS:

N/A

DUOMATIC COLOUR CODED:

YES

TANK:

X 1

ELECTRONIC HEIGHT SENSOR CALIBRATION

	TIMER TICKS [F/R]	MILLIMETRE mm [F / R]
UPPER LEVEL:	1273	420
NORMAL LEVEL:	1248	350
LOWER LEVEL:	1205	230

CHECKS AT COMMISSION OF VEHICLE

CHAMBER BUNGS REMOVED:

VALVE MOUNTING:

ECU BLANKING PLUGS CHECKED:

DUOMATIC DRILLED:

RESPONSE TIME:

MODULATOR 2.1

MODULATOR 2.2

RELAY VALVE

ms:

220

230

N/A

NOTES AND SPECIAL CONDITIONS

REASON FOR CERTIFICATION: NEW TRAILER

I UNDERSTAND AND DECLARE THAT I AM THE CERTIFIER IDENTIFIED BELOW AND HOLD A CURRENT VALID APPOINTMENT. I CERTIFY THAT AT THE TIME OF INSPECTION THE ABOVE MENTIONED VEHICLE COMPONENT DESIGN AND THIS CERTIFICATION COMPLIES IN ALL RESPECTS WITH THE LAND TRANSPORT RULE VEHICLE STANDARDS COMPLIANCE 2002 AND MY DEED OF APPOINTMENT. TO THE BEST OF MY KNOWLEDGE THE INFORMATION CONTAINED IN THIS CERTIFICATE IS TRUE AND CORRECT.

NEW ZEALAND HEAVY VEHICLE BRAKE RULE 32015/5, SCHEDULE 5.

DATE:

13/12/2020

SIGNED:

CERTIFIER NAME & ID:

CHRIS CLARKE

CJC

SODC BY:

JOHN HIRST

JEH

PHONE (BUS):

09-980-7300

FAX:

POSTAL ADDRESS:

P.O. Box 98-971, Manukau 2241
New Zealand