

Heavy vehicle specialist inspector's or manufacturing inspecting organisation's name (PRINT IN CAPS) **CHRIS CLARKE** ID **CJC**

Plate number (optional) \_\_\_\_\_ VIN/chassis number **7A9C20021M2023095**

Make **DOMETT** Component being certified:  Chassis  Load anchorage

Model (optional) **C2002 BPH**  Log bolsters  Towing connection  Brakes

Certification category **HVEK**  SRT  PSV stability  PSV rollover

Swept path  PBS

Description of work

CERTIFY TO SCHEDULE 5 OF LTR 32015/5: NZ HEAVY VEHICLE BRAKE SPECIFICATION.  
 CARRY OUT BRAKE CALCULATIONS, INSPECTION AND ECU END OF LINE PROTOCOL.  
 3ASBTR CURTINSIDE **RSS ON TYRE: 265 70 R19.5**  
 FOR SYSTEM ARCHITECTURE, PLEASE REFER TO PDS WORKSHEET & SCHEMATIC.  
**REASON FOR CERTIFICATION: NEW TRAILER BUILD**

Code/standard/rule certified to **LTR 32015/5** Component load rating(s) **28 Tonnes GVM**

General drawing number(s) **N/A** **19 Tonnes (Rear group rating)**

Supporting documents

**BRAKE RULE CERTIFICATE JH210643**

**BRAKE CALCULATION # TP52297**

Special conditions (optional)


**WARNING LAMP MUST ILLUMINATE WHEN IGNITION IS SWITCHED ON & THEN EXTINGUISH IMMEDIATELY OR WHEN VEHICLE SPEED EXCEEDS 7 KM/H**

Certification expiry date (if applicable) **N/A [UNLESS MODIFIED]** or Hubodometer reading (whichever comes first)

**Declaration**

I the undersigned, declare that I am the heavy vehicle specialist inspector identified and I hold a current valid appointment. I certify that the above mentioned vehicle component's design, manufacture and installation, and this certification complies in all respects with the Land Transport Rule: Vehicle Standards Compliance 2002 and my appointment. To the best of my knowledge the information contained in the certificate is true and correct.

Designer's ID (if different from inspector below) \_\_\_\_\_

Inspector's signature 

Inspector's name (PRINT IN CAPS) **CHRIS CLARKE** ID number **CJC**

Date **08-Jul-21** Number **791649**

CoF vehicle inspector ID (if applicable) \_\_\_\_\_ CoF vehicle inspector signature (if applicable) \_\_\_\_\_ Date \_\_\_\_\_

All fields are mandatory unless otherwise stated.



# WABCO START-UP LOG

System	Trailer EBS-E	WABCO part number	480 102 080 0
Production date	2021-01-14	Serial number	437009992700M
Serial number (modulator)	000000526392		
Fingerprint Customer EOL / Customer Development / Flash Program	W503643 / 2021-07-08 ; 00000000 / 0000-00-00 ; 00000000 / 0000-00-00		

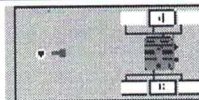
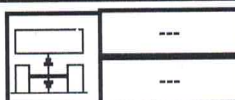
## WABCO

### TRAILER EBS-E

GGVS/ADR TUEH TB 2007 - 019.00  
TDB0749

HERSTELLER MANUFACTURER CONSTRUCTEUR	DOMETT TRAILERS		
TYP TYPE TYPE	3ASBTR CURTAINSIDE		
VEHICLE IDENT. NUMBER CHASSIS NUMBER NUMERO DE CHASSIS	7A9C20021M2023095		
BREMSBERECHNUNGS-NR. BRAKE CALCULATION NO. CALCUL. DE FREINAGE NO.	TP52297S		
POLRADZÄHNEZÄHL c-d   e-f POLE WHEEL TEETH c-d   e-f DENTS ROUE DENTÉE c-d   e-f	90	---	ABS-System ABS-System Système ABS
RSS RSS RSS	Einfachbereifung Single Tire Monte simple	Lenkachse Steering axle Essieu viréur	2S/2M
	Zwillingsbereifung Twin Tire Monte jumelée	Kippkritisches Fahrzeug Critical Trailer Vehicule critique	X
Subsystems	SB	I/O	24N

GIO	Pin1	Pin3	Pin4
1	---	---	---
2	---	---	---
3	---	---	---
4	---	---	---
5	DIAG	DIAG	DIAG
6	---	---	---
7	---	---	---



ACHSE AXLE ESSIEU	pm (bar)		6.5		pm (bar)		0.8		2.0		---		6.5		TYP TYPE	(mm)	(mm)	(bar)	
	1	2	3	4	5	6	7	8	9	10	11	12	13	14				1.0	Pz
1	1350	0.5	1.9	6350	4.0	0.3	1.3	---	5.2	-	14 / 16	64	69	435	2805				
2	1350	0.5	1.9	6350	4.0	0.3	1.3	---	5.2	-	14 / 16	64	69	435	2805				
3	1350	0.5	1.9	6350	4.0	0.3	1.3	---	5.2	-	14	64	69	435	2805				
4	0	---	---	0	---	---	---	---	---	-	---	---	---	---	---				
5	0	---	---	0	---	---	---	---	---	-	---	---	---	---	---				

#### TEBS-E

Diagnostic memory	OK	Warning lamp control	OK
Parameter setting	carried out	Stop light supply	OK
EBS pressure test	OK	Lifting axle test	Not tested
Redundancy test	OK	ECAS height sensor calibration	Not tested
ABS sensor assignment	OK	Height sensor axle load	Not tested
RTR test	Not tested	Leak test	Not tested
Immobilizer test	Not tested	Signal outputs	Not tested
Signal inputs	Not tested	Tag axle test	Not tested

#### Electronic Extension Module

Diagnostic memory	Not tested	Signal outputs	Not tested
TailGUARDlight	Not tested	TailGUARD	Not tested

Manufacturer	DOMETT TRAILERS	Vehicle ident. no	7A9C20021M2023095
Vehicle type	3ASBTR CURTAINSIDE	Odometer reading	0.0 km
next Service	0 km	Trip reading	0.0 km

Tester	Chris Clarke	Signature
Date	2021-07-08 9:51:49 AM	

trailer (full, semi-, centre-axle) with air brake system acc. to UN/ECE-R.13.11

distribution: DOMETT TRAILERS  
 7A9C20021M2023095  
 SoDC: JH210643  
 LT400: CJC 791649

•please note!

This brake calculation is made under consideration of  
 -the legal precriptions mentioned above in the version valid at the time of making the program (V6.18.07.12).  
 -the functional characteristics of our products as well as the data of the brake out of the test approvals of the axle manufacturers, and  
 -the other vehicle data included in the brake calculation.  
 Please check whether these data correspond to the actual vehicle data.  
 Our conditions of delivery apply (particularly section 9.0).  
 In any case we commend to do a braking harmonisation!  
 WABCOBrake V6.18.07.12 db 31.08.2018

vehicle manufacturer: DOMETT TRAILERS  
 trailer model : 3ASBTR CURTAINSIDE  
 trailer type : 3-axle-semi-trailer  
 remarks : air / hydraulic / VA suspension  
 WABCO TRAILER - EBS E  
 TRISTOP 1+2: T.14/24 [TSE1416HTLD64 ACTUALLY FITTED -  
 SEE PAGE 6 FOR PERFORMANCE DATA]  
 265/70 R 19,5

axle 1 + 2 + 3 : SAF, SBW 1937, TDB 0749 ECE,

		unladen		laden	
total mass	P in kg	5000	- 6000	28000	- 30000
king-pin	PS kg	950	- 1950	8950	- 10950
axle 1	P1 in kg		1350		6350
axle 2	P2 in kg		1350		6350
axle 3	P3 in kg		1350		6350
total axle mass	PR in kg		4050		19050
wheel base	E in mm	6200	- 6300		
centre of gravity height	h in mm		900		2110
K-factor		Kv min	1.9744	Kc min	0.9733
K-factor		Kv max	1.9943	Kc max	0.9938

		axle 1	axle 2	axle 3
no. of combined axles		1	1	1
no. of brake chambers per axle line	KDZ	2	2	2
The power output corresponds to		BZ 119.6	BZ 119.6	BZ 122.1
brake chamber manufacturer		Meritor	Meritor	Meritor
chamber size		T.14/24	T.14/24	14.
lever length	lBh in mm	69	69	69
brake factor	[-]	23.03	23.03	23.03
dyn. rolling radius	rdyn min in mm	421	421	421
dyn. rolling radius	rdyn max in mm	421	421	421
threshold torque	Co Nm	6.0	6.0	6.0

calculation:			
chamber pressure(rdyn min)pH at z=22,5%bar		2.1	2.1 2.1
chamber pressure(rdyn max)pH at z=22,5%bar		2.1	2.1 2.1
chamber press.(servo)pcha at pm6,5bar bar		5.2	5.2 5.2
piston force ThA at pm6,5bar N		4986	4986 4986
brake force(rdyn min)T lad. at pm6,5bar N		37653	37653 37653
brake force(rdyn max)T lad. at pm6,5bar N		37653	37653 37653
Brake force incl. 1 % rolling resistance proportion	%	33.3	33.3 33.3

braking rate z laden 0.604 for rdyn min  
 z = sum (TR)/PRmax 0.604 for rdyn max

Trailer may only be operated in combination with trucks/tractors with ISO 7638 supply (5 or 7 polar).

brake diagram : 841 701 101 0

maximum pressure: 8.5 bar

axle 1:

valve 1: 971 002 ... 0 WABCO  
EBS emergency valve

valve 2: 480 102 ... 0 WABCO  
EBS trailer modulator

brake cylinder: Meritor 1424HTLD64

axle 2:

valve 1: 971 002 ... 0 WABCO  
EBS emergency valve

valve 2: 480 102 ... 0 WABCO  
EBS trailer modulator

brake cylinder: Meritor 1424HTLD64

axle 3:

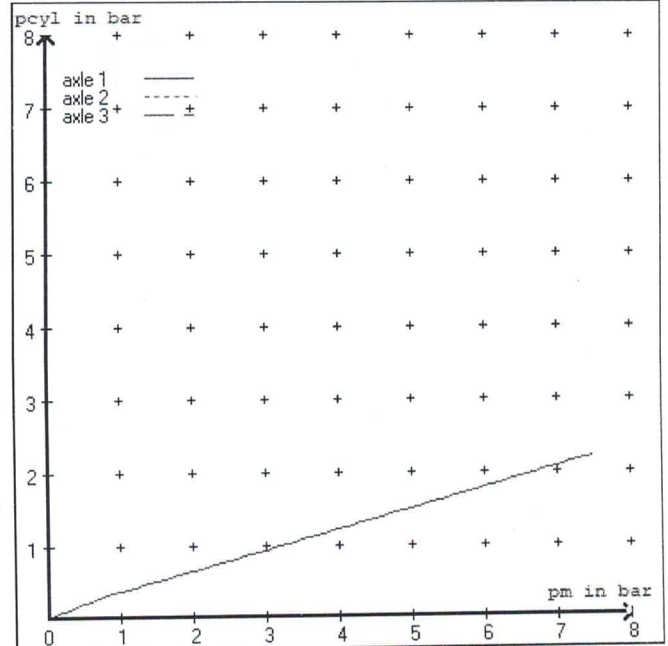
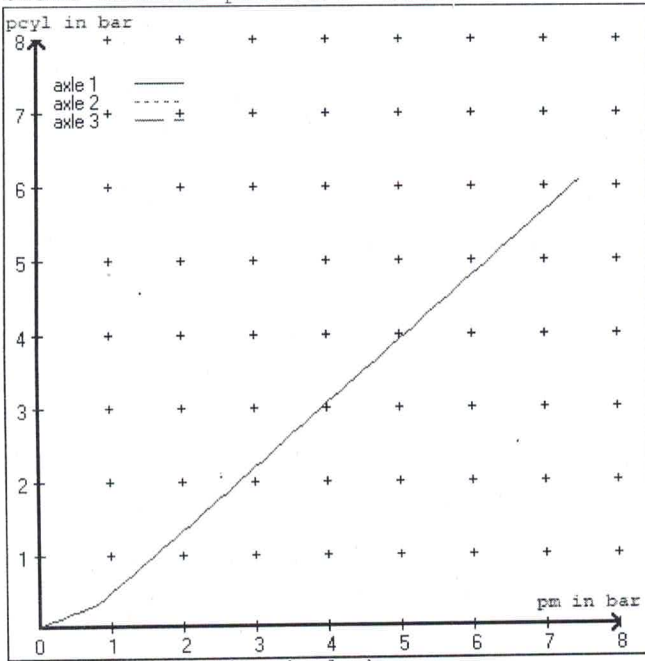
valve 1: 971 002 ... 0 WABCO  
EBS emergency valve

valve 2: 480 102 ... 0 ( ) WABCO or 480 207 0.. 0 / 2.. 0  
EBS trailer modulator

brake cylinder: Meritor 14HSCLD64

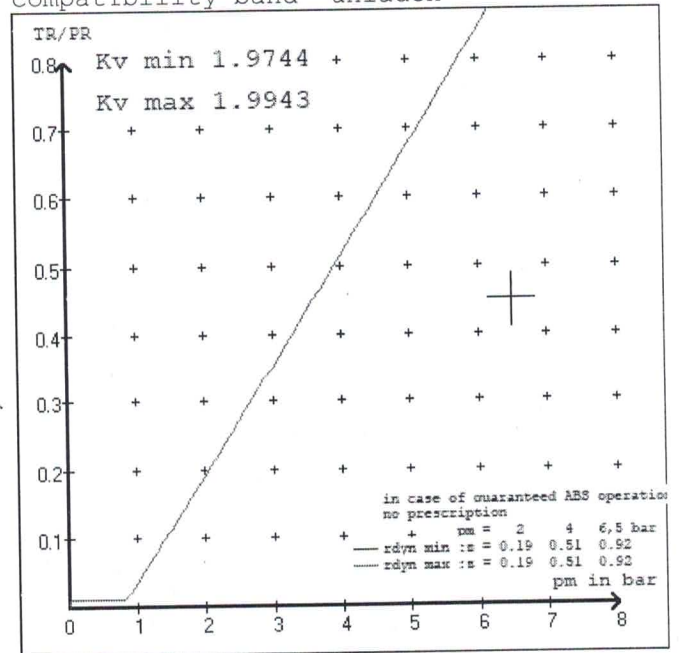
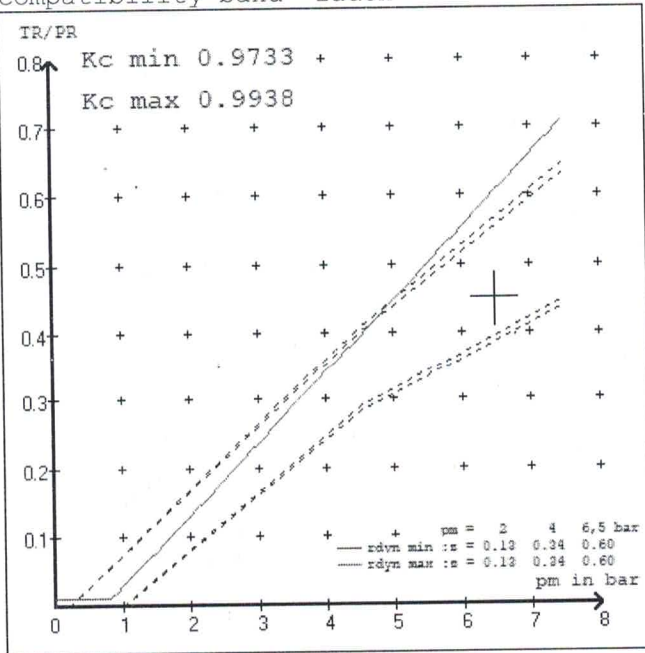
test type III (zIII = 0.30)	for rdyn min :	axle1	axle2	axle3
at pm 3.6 bar =>	pcha in bar :	2.7	2.7	2.7
test type III (zIII = 0.06)	for rdyn min :	axle1	axle2	axle3
at pm 1.3 bar =>	pcha in bar :	0.7	0.7	0.7





compatibility band laden

compatibility band unladen



vehicle manufacturer: DOMETT TRAILERS  
 trailer model : 3ASBTR CURTAININSIDE  
 trailer type : 3-axle-semi-trailer

brake chamber and lever length : .

axle 1 : 2 x type/diameter T.14/24 (Meritor) lever length 69 mm  
 axle 2 : 2 x type/diameter T.14/24 (Meritor) lever length 69 mm  
 axle 3 : 2 x type/diameter 14. (Meritor) lever length 69 mm

brake diagram : 841 701 101 0

valve :

971 002 ... 0 WABCO EBS emergency valve  
 480 102 ... 0 WABCO EBS trailer modulator  
 480 102 ... 0 WABCO EBS trailer modulator or 480 207 0.. 0 / 2.. 0

EBS input data

=====

vehicle manufacturer: DOMETT TRAILERS  
 trailer model : 3ASBTR CURTAININSIDE  
 trailer type : 3-axle-semi-trailer  
 brake calculation no. : TP.52297S

tire circumference main axle : 2650 for rdyn max  
 tire circumference auxiliary axle : 2650 for rdyn max

assignment pm / deceleration z: pm 0.8 bar z = 0.010  
 (laden condition) 2.0 bar z = 0.134  
 6.5 bar z = 0.600

control pressure pm			6,5	control pressure pm			0.8	2.0	6.5
axle	axle load unladen	bellow pr. unladen	brake pr. unladen	axle load laden	bellow pr. laden	brake pr. laden			
1	1350	to be	1.9	6350	to be	0.3	1.3	5.2	
2	1350	entered by the vehicle manufact.	1.9	6350	entered by the vehicle manufact.	0.3	1.3	5.2	
3	1350		1.9	6350		0.3	1.3	5.2	
4	0		0,0	0		0,0	0,0	0,0	0,0
5	0		0,0	0		0,0	0,0	0,0	

The unladen values indicated in the above table are values for the basic parameter set. Higher unladen axle loads and liftaxles are automatically recognized and do not require separate adjustment. The above unladen axle loads must not be fallen below.

=====

axle 1	axle 2	axle 3
axle load p.cyl	axle load p.cyl	axle load p.cyl
1350 1.9	1350 1.9	1350 1.9
1850 2.2	1850 2.2	1850 2.2
2350 2.6	2350 2.6	2350 2.6
2850 2.9	2850 2.9	2850 2.9
3350 3.2	3350 3.2	3350 3.2
3850 3.6	3850 3.6	3850 3.6
4350 3.9	4350 3.9	4350 3.9
4850 4.2	4850 4.2	4850 4.2
6350 5.2	6350 5.2	6350 5.2

data sheet to ECE vehicle type-approval certificate concerning braking equipment: according to ECE R13 annex 11

axle 1 : reference axle: SAF	SBW 1937	brake lining: Jurid 539
test report :	TDB 0749 ECE	date : 20130930 30.09.2013
axle 2 : reference axle: SAF	SBW 1937	brake lining: Jurid 539
test report :	TDB 0749 ECE	date : 20130930 30.09.2013
axle 3 : reference axle: SAF	SBW 1937	brake lining: Jurid 539
test report :	TDB 0749 ECE	date : 20130930 30.09.2013

calc. verif. of residual (hot) braking force type III  
(item 4.2.1 of appendix 2 to annex 11)

axle 1	(rdyn 421 mm)	T = 18.7 % Fe
axle 2	(rdyn 421 mm)	T = 18.7 % Fe
axle 3	(rdyn 421 mm)	T = 18.7 % Fe

calculated actuator stroke in mm  
(item 4.3.1.1 of appendix 2 to annex 11)

axle 1	(sp = 56 mm)	s = 39 mm
axle 2	(sp = 56 mm)	s = 39 mm
axle 3	(sp = 56 mm)	s = 39 mm

average thrust output in N at pm = 6,5 bar (however max. pcha = 7,0 bar)

axle1	ThA = 4986 N
axle2	ThA = 4986 N
axle3	ThA = 4986 N

calc. residual (hot) braking force in N  
(item 4.3.1.4 of appendix 2 to annex 11)

axle 1	(rdyn 421 mm)	T = 29448 N
axle 2	(rdyn 421 mm)	T = 29448 N
axle 3	(rdyn 421 mm)	T = 29448 N

basic test	type III
of subject	(calculated)
trailer (E)	residual
	(hot)braking
	0.47

braking rate of the vehicle  
(item 4.3.2 to appendix 2 to annex 11)

0.60

required braking rate  
(items 1.5.3 and 1.7.2 to annex 11)

>= 0,4 and  
>= 0,6\*E (0.36)

axle 1	(rdyn 421 mm)	T = 29448 N
axle 2	(rdyn 421 mm)	T = 29448 N
axle 3	(rdyn 421 mm)	T = 29448 N

basic test	type III
of subject	(calculated)
trailer (E)	residual
	(hot)braking
	0.47

braking rate of the vehicle  
(item 4.3.2 to appendix 2 to annex 11)

0.60

required braking rate  
(items 1.5.3 and 1.7.2 to annex 11)

>= 0,4 and  
>= 0,6\*E (0.36)

spring parking brake

	<u>axle 1</u>	<u>axle 2</u>
no of TRISTOP-actuators per axle line KDZ	2	2
TRISTOP-actuator type	T.14/16	T.14/16
lever length	69	69
stat. tyre radius	401	401
at a stroke of	30	30
min. force of spring brake	6160	6160
sp.brake chamber no Meritor.....	4	4
release pressure	4.8	4.8

calculation:

ratio until road	3.9674	3.9674
$iFb = lBh * \text{Eta} * C * rBt / (rBn * rstat)$		
for rstat	401	401
brake force of spring br. Tf	48188	48188
$Tf = (TFZ * KDZ - 2 * Co / lBh) * iFb$		
braking rate	0.526	
zf = sum (Tf) / P + 0,01		

Test of the frictional connection required by the parking brake

minimum wheelbase/minimum supporting width min Ef necessary  
to fulfil the regulations

$$\text{min Ef} = E * (1 - PR/P + zferf * h/E) / (1 - zferf / (fzul * nf/ng))$$

$$\text{min Ef} = 3989 \text{ mm} \quad \text{for } E = 6200 \text{ mm}$$

$$\text{min Ef} = 4044 \text{ mm} \quad \text{for } E = 6300 \text{ mm}$$

min Ef = minimum distance between front axle(s) (trailer) or support (semitraile) and the rear axle(s) (resultant of the bogie)

E = wheel base

fzul = 0.80 maximum permissible frictional connection required

zferf = 0.18 maximum required braking ratio of the parking brake

h = 2110 mm height of center of gravity - laden

PR = 19050 kg maximum bogie mass - laden

P = 30000 kg maximum total mass - laden

nf = 2 no. of axle(s) with TRISTOP spring brake actuators

ng = 3 no. of bogie axle(s)



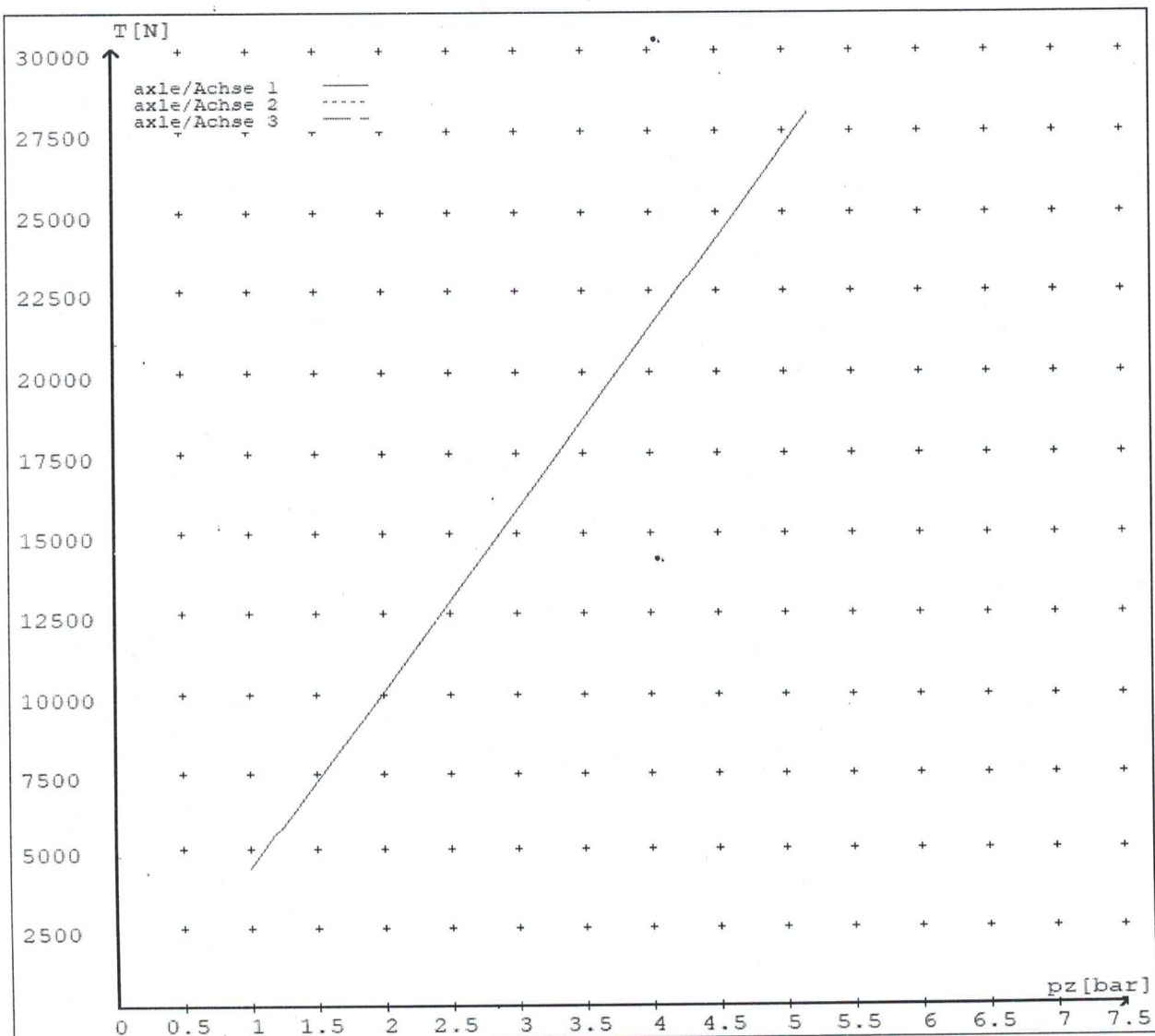
**reference values**

reference values for z = 45% for max rdyn: 421 mm

	pz [bar]	T [N]	T [N]
axle 1	1.0		4356
	5.2		28052
axle 2	1.0		4356
	5.2		28052
axle 3	1.0		4356
	5.2		28052

VIN - no.:

	Axle(s) / Achse(n)				
	brake cylinder type (service / parking) Bremszylinder Typ (Betrieb / Fest)	T.14/24	T.14/24	14./	/
Maximum stroke smax = ...mm maximaler Hub smax = ....mm	64	64	64		
Lever length = ....mm Hebellänge = ....mm	69.08	69.08	69.08		



reference values for  $z = 0.45$

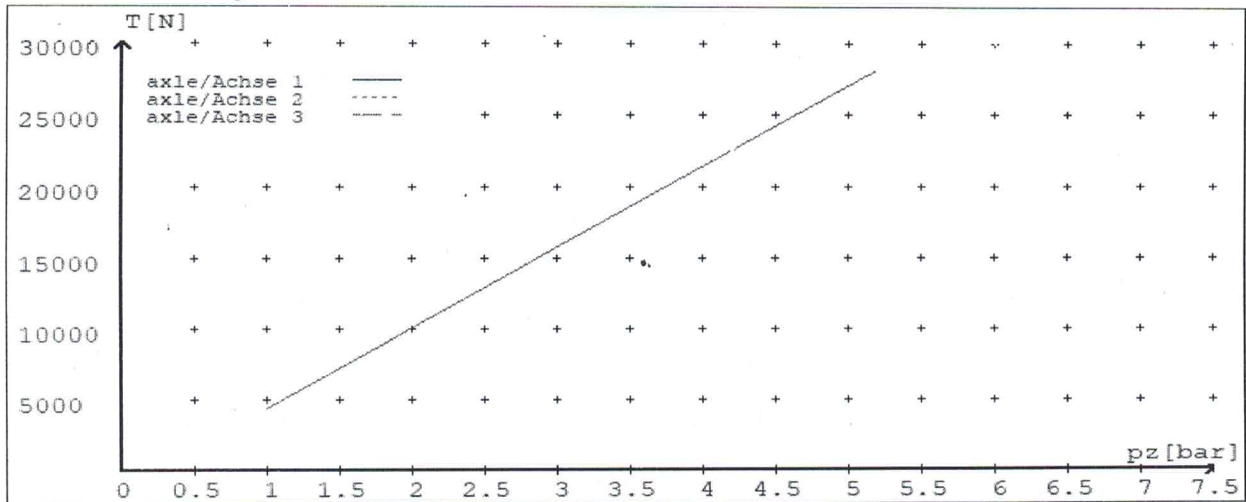
for max rdyn: 421 mm

Angabe der Referenzwerte für  $z = 0.45$

für max rdyn: 421 mm

brake calculation no: TP 52297S date 31.05.2021

Bremsberechnung Nr: TP 52297S vom 31.05.2021



	Axle(s) / Achse(n)				
brake cylinder type (service / parking) Bremszylinder Typ (Betrieb / Fest)	T.14/24	T.14/24	14./	/	/
Maximum stroke $s_{max} = \dots$ mm maximaler Hub $s_{max} = \dots$ mm	64	64	64		
Lever length = $\dots$ mm Hebellänge = $\dots$ mm	69.08	69.08	69.08		

**NOTICE TO VEHICLE OPERATOR**

***THIS VEHICLE HAS A BRAKE SYSTEM WHICH HAS BEEN DESIGNED AND FITTED IN ACCORDANCE WITH THE LAND TRANSPORT HEAVY VEHICLE BRAKE RULE 32015/5.***

***IF THIS VEHICLE IS OPERATED IN CONJUNCTION WITH NON-CERTIFIED VEHICLES, THERE MAY BE OPERATIONAL FACTORS WHICH NEED TO BE TAKEN INTO CONSIDERATION.***

***PLEASE REFER TO THE CERTIFIER FOR FURTHER INFORMATION.***

**EXCERPT FROM LAND TRANSPORT RULE; HEAVY-VEHICLE BRAKES  
RULE 32015/5. SECTION 10,**

**10.1 RESPONSIBILITIES OF OPERATORS**

A person who operates a vehicle must ensure that the vehicle complies with this rule.

**10.2 RESPONSIBILITIES OF REPAIRERS**

A person who repairs or adjusts a brake must ensure that the repair or adjustment:

- a) does not prevent the vehicle from complying with this rule;
- b) complies with Land Transport Rule: Vehicle Repair 1998.

**10.3 RESPONSIBILITIES OF MODIFIERS**

A person who modifies a vehicle so as to affect the braking performance of the vehicle must:

- a) ensure that the modification does not prevent the vehicle from complying with this Rule; and
- b) notify the operator that the vehicle must be inspected and, if necessary, certified by person or organisation appointed to carry out specialist inspection and certification of heavy vehicle brakes.

***IF YOU ARE UNSURE ABOUT YOUR RESPONSIBILITIES, PLEASE CONTACT THE VEHICLE MANUFACTURER, OR MYSELF.***

***COMPLAINTS. Complaints and Warranty issues which relate to Brake Certification will be acknowledged within 7 working days and a resolution proposed within 25 working days. Resolution of complaints and Warranty issues is subject to Transpecs Warranty policy. Customers have the right to appeal to the New Zealand Transport Authority if dissatisfied with a Compliance issue. (Refer NZTA Deed Of Appointment Para 47.4) NZTA Helpdesk 0800 699 000***

(p.p.).....  
(J.Hirst (JEH) HVEK)



**NOTICE TO VEHICLE OPERATOR**

This trailer is equipped with an Electronic Brake System.

To comply with the New Zealand Heavy Vehicle Brake Rule 32015/5, it must be used only in conjunction with a truck/tractor equipped with a 5 or 7 pin ABS/EBS power supply socket.

Failure to connect to such supply invalidates Brake Rule compliance.

The trailer ABS/EBS warning light on the towing vehicle dashboard must illuminate when the ignition is switched on and extinguish when the vehicle is in motion.

If the light does not illuminate when ignition is switched on, the system must be checked. If the light remains illuminated when the vehicle is in motion, Brake Rule compliance is compromised. Repairs must be made as soon as possible.

**If you are unsure of your responsibilities and/or obligations, please contact either the vehicle manufacturer or myself.**

  
(p.p.)  
J E Hirst  
(JEH-HVEK)  
(09 980 7300)

**NOTICE TO VEHICLE OPERATOR**

**WABCO Park Release Emergency Valve**  
**(PREV)**

This trailer is equipped with a WABCO PREV  
Part # 971 002 900 0

Application of the park brake via the cab control valve will actuate and apply all service brakes on the trailer. In the event of a leak in the service brake system the Spring Brakes will automatically override and hold the vehicle in compliance to Land Transport Rule: Heavy-vehicle Brakes Rule 32015/5.

When the vehicle is presented for COF the trailer park brake system is tested by pulling the red actuation knob on the PREV, situated mid way down the chassis rail. The cab control in the prime mover does not have to be applied for this test procedure.

**If you are unsure of any aspect relating to this instruction please contact either the vehicle manufacturer or myself.**

(p.p.)  
J E Hirst  
(JEH HVEK)  
(09 980 7300)





**NEW ZEALAND HEAVY VEHICLE BRAKE RULE 32015-5  
WORKSHEET, PROCEDURE DOCUMENTATION SHEET  
& CONFIRMATION OF COMPLIANCE**

**CLIENT**

<b>MANUFACTURER:</b>	DOMETT TRAILERS
<b>ADDRESS:</b>	TAURIKURA DRIVE, TAURANGA 3110
<b>FLEET:</b>	CHAVANI TRANSPORT

**VEHICLE DETAILS**

<b>VEHICLE TYPE:</b>	3ASBTR CURTINSIDE	<b>CERT #:</b>	JH210643
<b>YEAR:</b>	2021	<b>CALCULATION #:</b>	TP52297
<b>MAKE:</b>	DOMETT	<b>REGO #:</b>	N/A
<b>MODEL:</b>	C2002 BPH	<b>LT400 #:</b>	791649
<b>CHASSIS #:</b>	2095	<b>ORDER #:</b>	8204
<b>VIN #:</b>	7A9C20021M2023095		
<b>GVM: t</b>	28	<b>PRIME MOVER:</b>	EBS / EUROPEAN
<b>LOAD CONFIGURATION:</b>	MIXED FREIGHT		
<b>GROUP RATINGS: t</b>	<b>FRONT</b>	<b>REAR</b>	
	9	19	
<b>WHEEL BASE: m</b>	6.24		
	<b>UNLADEN COG m</b>	<b>MAX HEIGHT m</b>	<b>HEIGHT DECK m</b>
	0.9	4.3	1.2
<b>COG: m</b>	2.109		
	<b>FRONT</b>	<b>REAR</b>	<b>TOTAL</b>
<b>TARE: t</b>	1.2	4.08	5.28
		<b>REAR</b>	
<b>TYRE SIZE:</b>	265 70 R19.5		
<b>ROLLING CIRCUMFERENCE: mm</b>	2645		
<b>AXLE SPACING: m</b>	3		



**BRAKE & AXLE DETAILS**

	MAKE	MODEL	TEST REPORT
AXLE:	SAF	SAF-ZI9W	TDB0749
STEER AXLE[S]:	NO	POLE WHEEL:	90
LINING MATERIAL:	JURID 539	BRAKE FACTOR:	23.03
SENSED AXLES:	#2	<b>NOTES:</b>	
SERIAL NUMBERS:	1		NG-IO35-ZI9
	2		NG-IO35-ZI9
	3		NG-IO35-ZI9
	4	N/A	N/A

**CHAMBER AND VALVING DETAILS**

CHAMBERS:	AXLE 1 & 2	AXLE 3	
BRAND:	TSE_CHAMBERS	TSE_CHAMBERS	
SIZE:	1416HTLD	14HSCLD	
STROKE: mm	64	64	
TEST REPORT #:	BC0143.0	BZ 122.1 Sep '00	
SPRINGBRAKE FORCE: kN	6.16	N/A	
HOLDOFF PRESSURE: Bar	4.8	N/A	
FOUNDATION BRAKE:	WABCO PAN19	WABCO PAN19	
LEVER LENGTH: mm	69	69	
<b>BRAKE VALVES:</b>	<b>MAKE:</b>	<b>PART NUMBER:</b>	<b>PM PRESS. kPa</b>
ECU PART #:	WABCO	480 102 08. 0 (MV)	80 kPa
3RD MODULATOR #:	N/A	N/A	N/A
ANTI-COMPOUNDING:	YES		
SPRING BRAKE RELAY:	WABCO_PREV	971 002 900 0	
YARD RELEASE VALVE:	WABCO-PREV	971 002 900 0	
INLINE RELAY FITTED:	N/A	N/A	
ECU DIRECTION:	<input checked="" type="checkbox"/> FRONT	<input type="checkbox"/> REAR	
SUBSYSTEMS:	<input checked="" type="checkbox"/> SMARTBOARD	<input type="checkbox"/> OPTI-LINK	<input type="checkbox"/> CAN R/R 446 122 050/051 0
	<input type="checkbox"/> ELEX 446 122 070 0	<input type="checkbox"/> TAILGUARD	

## SUSPENSION

	REAR
SUSPENSION TYPE:	PNEUMATIC
MAKE:	SAF_AIRSPRING
MODEL:	SAF_INTRA
BELLOW SIZE:	2619, 300mm
HEIGHT CONTROL VALVE:	N/A
OTHER VALVES:	N/A
RIDE HEIGHT <i>mm</i> :	350
HANGER HEIGHT <i>mm</i> :	200
PEDESTAL HEIGHT <i>mm</i> :	5
LIFTAXLE:	N/A
DUMP SWITCH:	N/A
LIFTAXLE VALVE:	N/A

## AIR TANKS

AIR TANKS STANDARD:	SAE J10A / EN286-2
	REAR
BRAKE TANK SIZE: L	46 + 25
AUXILLARY TANK SIZE: L	46
PRESSURE PROTECTION:	WABCO PEM: 461 513 002 0

## AIR LINES

TEST POINTS:	
CONTROL LINE:	X 1
FIXED AXLE CHAMBERS:	X 2
STEER AXLE CHAMBERS:	N/A
DUOMATIC COLOUR CODED:	YES
TANK:	X 1

**ELECTRONIC HEIGHT SENSOR CALIBRATION**

	TIMER TICKS [F/R]	MILLIMETRE mm [F / R]
UPPER LEVEL:	N/A	N/A
NORMAL LEVEL:	N/A	N/A
LOWER LEVEL:	N/A	N/A

**CHECKS AT COMMISSION OF VEHICLE**

CHAMBER BUNGS REMOVED:	<input checked="" type="checkbox"/>	VALVE MOUNTING:	<input checked="" type="checkbox"/>
ECU BLANKING PLUGS CHECKED:	<input checked="" type="checkbox"/>	DUOMATIC DRILLED:	<input checked="" type="checkbox"/>
RESPONSE TIME:	MODULATOR 2.1	MODULATOR 2.2	RELAY VALVE
ms:	215	225	N/A

**NOTES AND SPECIAL CONDITIONS**

FILES RECEIVED: 07.04.2021

FILES CREATED &amp; SENT TO CJC: 17.06.2021

FINAL INSPECTION &amp; SIGN OFF SCHEDULED FOR: 08.07.2021

FILES RETURNED AS COMPLETE: ../../2021

REASON FOR CERTIFICATION: NEW TRAILER BUILD

I UNDERSTAND AND DECLARE THAT I AM THE CERTIFIER IDENTIFIED BELOW AND HOLD A CURRENT VALID APPOINTMENT. I CERTIFY THAT AT THE TIME OF INSPECTION THE ABOVE MENTIONED VEHICLE COMPONENT DESIGN AND THIS CERTIFICATION COMPLIES IN ALL RESPECTS WITH THE LAND TRANSPORT RULE VEHICLE STANDARDS COMPLIANCE 2002 AND MY DEED OF APPOINTMENT. TO THE BEST OF MY KNOWLEDGE THE INFORMATION CONTAINED IN THIS CERTIFICATE IS TRUE AND CORRECT.

**NEW ZEALAND HEAVY VEHICLE BRAKE RULE 32015/5, SCHEDULE 5.**

DATE: 8/07/2021

SIGNED:

CERTIFIER NAME &amp; ID:

CHRIS CLARKE

CJC

SODC BY:

JOHN HIRST

JEH

PHONE (BUS):

09-980-7300

FAX:

POSTAL ADDRESS:

P.O. Box 98-971, Manukau 2241  
New Zealand