

Heavy vehicle specialist inspector's or manufacturing inspecting organisation's name (PRINT IN CAPS)

JOHN HIRST

ID

JEH

Vehicle registration (optional)

VIN/chassis number

7A9C70010K1023889

Make

DOMETT

Component being certified:

Chassis

Load anchorage

Model (optional)

C7001

Log bolsters

Towing connection

Brakes

Certification category

HVEK

SRT

PSV stability

PSV rollover

Swept path

PBS

Description of work

CERTIFY TO SCHEDULE 5 OF LTR 32015/5

NEW ZEALAND HEAVY VEHICLE BRAKE SPECIFICATION.

3AFT

RSS ON TYRE: 265 70 R19.5

Code/standard/rule certified to

LTR 32015/5

Component load rating(s)

23 Tonnes GVM

General drawing number(s)

N/A

23.2 ~~24.2~~ Tonnes (Group ratings)

Supporting documents

BRAKE RULE CERTIFICATE JH190916

BRAKE CALCULATION # TP51910

Special conditions (optional)

WARNING LAMP MUST ILLUMINATE WHEN IGNITION IS SWITCHED ON & THEN EXTINGUISH IMMEDIATELY OR WHEN VEHICLE SPEED EXCEEDS 7 KM/H

Certification expiry date (if applicable)

N/A [UNLESS MODIFIED]

OR

Hubodometer reading (whichever comes first)

Declaration

I the undersigned, declare that I am the heavy vehicle specialist inspector identified and I hold a current valid appointment. I certify that the above mentioned vehicle component's design, manufacture and installation, and this certification complies in all respects with the Land Transport Rule: Vehicle Standards Compliance 2002 and my appointment. To the best of my knowledge the information contained in the certificate is true and correct.

Designer's ID (if different from inspector below)

Inspector's signature



Inspector's name (PRINT IN CAPS)

JOHN HIRST ID number **N514**

Date

17-Sep-19

Number

719552

CoF vehicle inspector ID (if applicable)

CoF vehicle inspector signature (if applicable)

Date

All fields are mandatory unless otherwise stated.

trailer (full, semi-, centre-axle) with air brake system acc. to UN/ECE-R.13.11

distribution: DOMETT TRAILERS
 7A9C70010K1023889
 SODC: JH190916
 LT400: 719552

please note!

This brake calculation is made under consideration of the legal prescriptions mentioned above in the version valid at the time of making the program (V6.14.04.20).
 -the functional characteristics of our products as well as the data of the brake out of the test approvals of the axle manufacturers, and
 -the other vehicle data included in the brake calculation.
 Please check whether these data correspond to the actual vehicle data.
 Our conditions of delivery apply (particularly section 9.0).
 In any case we commend to do a braking harmonisation!
 WABCOBrake V6.14.04.20 db 03.11.2017

vehicle manufacturer: DOMETT TRAILERS
 trailer model : 3AFT SPECIAL
 trailer type : 3-axle-full-trailer
 remarks : air / hydraulic / VA suspension
 WABCO TRAILER - EBS
 TRISTOP 2+3: T.14/24 [TSE1416HTLD64 ACTUALLY FITTED -
 SEE PAGE 6 FOR PERFORMANCE DATA]
 265/70 R 19,5

axle 1 + 2 + 3 : SAF, SBW 1937, TDB 0749 ECE,

	P	in	kg	unladen	Laden
total mass	P1	in	kg	6000	23200
axle 1	P2	in	kg	2600	8200
axle 2	P3	in	kg	1700	7500
axle 3	E	in	kg	1700	7500
wheel base	h	in	mm	4200	4200
centre of gravity height	h	in	mm	800	1600

	axle 1	axle 2	axle 3
no. of combined axles	1	1	1
no. of brake chambers per axle line	2	2	2
The power output corresponds to	BZ 122.1	BZ 119.6	BZ 119.6
brake chamber manufacturer	Meritor	Meritor	Meritor
chamber size	20.	T.14/24	T.14/24
lever length	69	69	69
brake factor	23.03	23.03	23.03
dyn. rolling radius	421	421	421
dyn. rolling radius	421	421	421
threshold torque	6.0	6.0	6.0

calculation:
 chamber pressure(rdyn min)pH at z=22,5%bar 2.5 2.3 2.3
 chamber pressure(rdyn max)pH at z=22,5%bar 2.5 2.3 2.3
 chamber press.(servo)pcha at pm6,5bar 6.5 5.1 5.1
 piston force ThA at pm6,5bar N 7564 4886 4886
 brake force(rdyn min)T lad. at pm6,5bar N 57315 37008 37008
 brake force(rdyn max)T lad. at pm6,5bar N 57315 37008 37008
 brake force within 1 % rolling friction 37.6 31.2 31.2

braking rate z laden 0.577 for rdyn min
 z = sum (TR)/PRmax 0.577 for rdyn max

Trailer may only be operated in combination with trucks/tractors with ISO 7638 supply (5 or 7 polar).

brake diagram :

maximum pressure: 8.5 bar

axle 1:
valve 1: 480 207 0... 0 WABCO or 480 207 2... 0
EBS relay valve

brake cylinder: Meritor 20HSCLD65

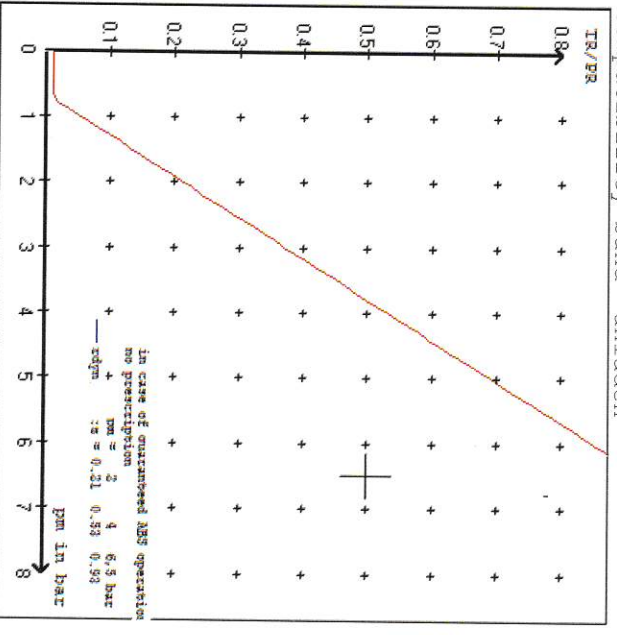
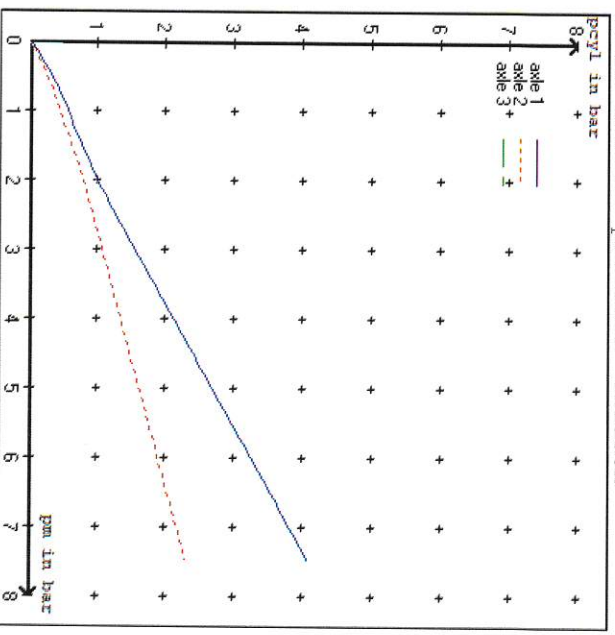
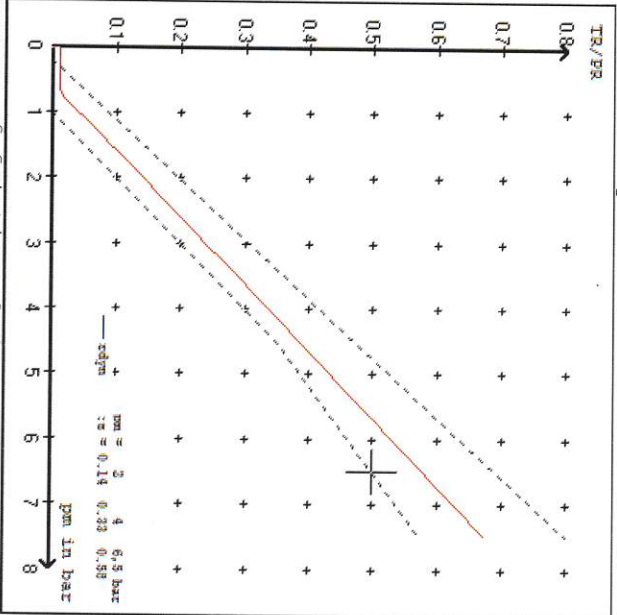
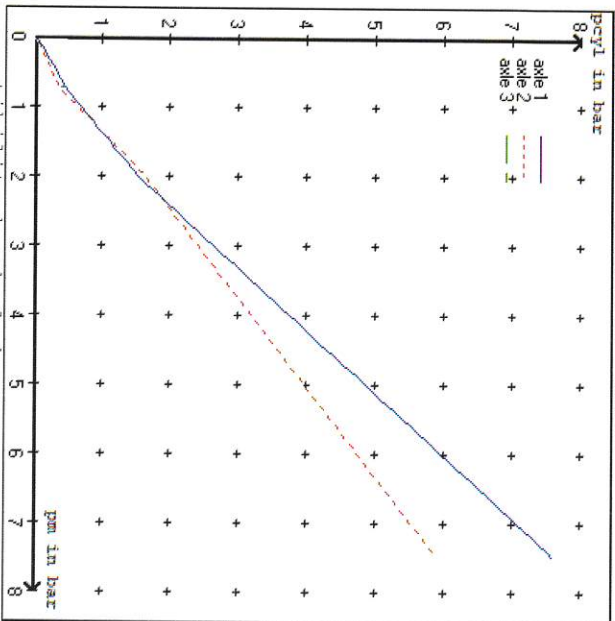
axle 2:
valve 1: 480 102 ... 0 WABCO
EBS trailer modulator

brake cylinder: Meritor 1424HTLD64

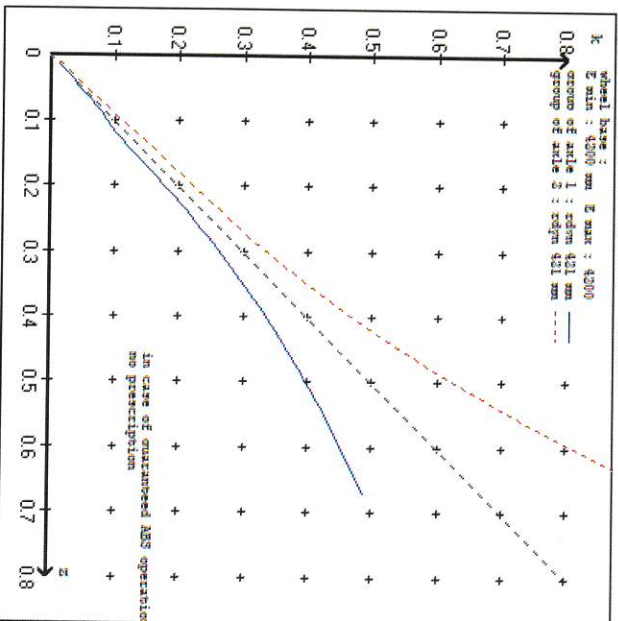
axle 3:
valve 1: 480 102 ... 0 WABCO
EBS trailer modulator

brake cylinder: Meritor 1424HTLD64

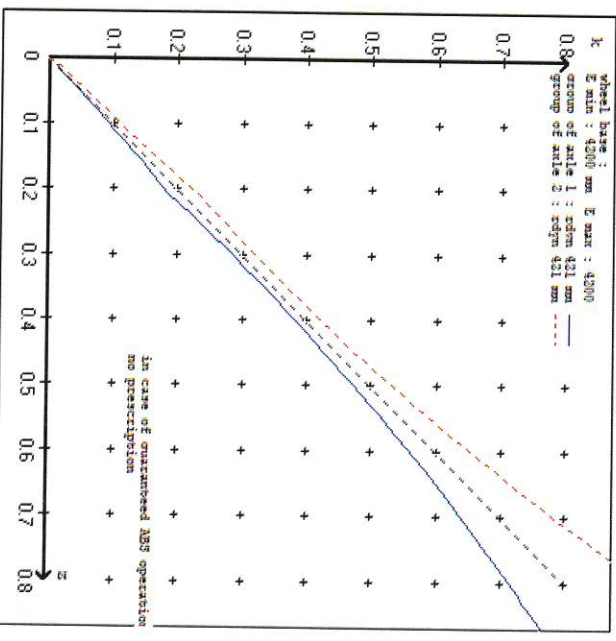
test type III (zIII = 0.30) for rdyn min : axle1 axle2 axle3
at pm 3.7 bar => pcha in bar : 3.3 2.9 2.9
test type III (zIII = 0.06) for rdyn min : axle1 axle2 axle3
at pm 1.2 bar => pcha in bar : 0.8 0.8 0.8



curves of friction laden



curves of friction unladen



vehicle manufacturer: DOMETT TRAILERS
 trailer model : 3AFT SPECIAL
 trailer type : 3-axle-full-trailer

brake chamber and lever length :

axle 1 : 2 x type/diameter 20. (Meritor) lever length 69 mm
 axle 2 : 2 x type/diameter T.14/24 (Meritor) lever length 69 mm
 axle 3 : 2 x type/diameter T.14/24 (Meritor) lever length 69 mm

brake diagram :

valve :
 480 207 0.. 0 WABCO EBS relay valve or 480 207 2.. 0
 480 102 ... 0 WABCO EBS trailer modulator

EBS input data
 =====

vehicle manufacturer: DOMETT TRAILERS
 trailer model : 3AFT SPECIAL
 trailer type : 3-axle-full-trailer
 brake calculation no. : TP 51910A

tire circumference main axle : 2650 for rdyn max
 tire circumference auxiliary axle : 2650 for rdyn max

assignment pm / deceleration z: pm 0.7 bar z = 0.010
 2.0 bar z = 0.138
 6.5 bar z = 0.580

axle	control pressure pm			6,5	axle load laden	control pressure pm	0.7	2.0	6.5
	axle load unladen	bellow pr. unladen	brake pr. unladen						
1	2600	to be	3.5	8200	to be	0.4	1.5	6.5	
2	1700	entered by	2.0	7500	entered by	0.3	1.6	5.1	
3	1700	the vehicle	2.0	7500	the vehicle	0.3	1.6	5.1	
4	0	manufact.	0,0	0	manufact.	0,0	0,0	0,0	
5	0	manufact.	0,0	0	manufact.	0,0	0,0	0,0	

The unladen values indicated in the above table are values for the basic parameter set. Higher unladen axle loads and liftaxles are automatically recognized and do not require separate adjustment. The above unladen axle loads must not be fallen below.

=====

axle 1		axle 2		axle 3	
axle load	pcyl	axle load	pcyl	axle load	pcyl
2600	3.5	1700	2.0	1700	2.0
3100	3.8	2200	2.3	2200	2.3
3600	4.0	2700	2.5	2700	2.5
4100	4.3	3200	2.8	3200	2.8
4600	4.6	3700	3.1	3700	3.1
5100	4.8	4200	3.3	4200	3.3
5600	5.1	4700	3.6	4700	3.6
6100	5.4	5200	3.9	5200	3.9
8200	6.5	7500	5.1	7500	5.1

data sheet to ECE vehicle type-approval certificate concerning braking equipment: according to ECE R13 annex 11

axle 1 : reference axle: SAF	SBW 1937	brake lining: Jurid 539
test report :	TDB 0749	date : 20130930 30.09.2013
axle 2 : reference axle: SAF	SBW 1937	brake lining: Jurid 539
test report :	TDB 0749	date : 20130930 30.09.2013
axle 3 : reference axle: SAF	SBW 1937	brake lining: Jurid 539
test report :	TDB 0749	date : 20130930 30.09.2013

calc. verif. of residual (hot) braking force type III
 (item 4.2.1 of appendix 2 to annex 11)

axle 1	(rdyn 421 mm)	T = 27.8 % Fe
axle 2	(rdyn 421 mm)	T = 20.2 % Fe
axle 3	(rdyn 421 mm)	T = 20.2 % Fe

calculated actuator stroke in mm
 (item 4.3.1.1 of appendix 2 to annex 11)

axle 1	(sp = 58 mm)	s = 39 mm
axle 2	(sp = 56 mm)	s = 39 mm
axle 3	(sp = 56 mm)	s = 39 mm

average thrust output in N at pm = 6,5 bar (however max. pcha = 7,0 bar)

axle1	ThA = 7564 N
axle2	ThA = 4886 N
axle3	ThA = 4886 N

calc. residual (hot) braking force in N
 (item 4.3.1.4 of appendix 2 to annex 11)

axle 1	(rdyn 421 mm)	T = 44747 N
axle 2	(rdyn 421 mm)	T = 28976 N
axle 3	(rdyn 421 mm)	T = 28976 N

basic test type III
 of subject (calculated)
 trailer (E) residual
 (hot)braking
 0.45

braking rate of the vehicle
 (item 4.3.2 to appendix 2 to annex 11)

required braking rate
 (items 1.5.3 and 1.7.2 to annex 11)

>= 0,4 and
 >= 0,6*E (0.35)

axle 1	(rdyn 421 mm)	T = 44747 N
axle 2	(rdyn 421 mm)	T = 28976 N
axle 3	(rdyn 421 mm)	T = 28976 N

basic test type III
 of subject (calculated)
 trailer (E) residual
 (hot)braking
 0.45

braking rate of the vehicle
 (item 4.3.2 to appendix 2 to annex 11)

required braking rate
 (items 1.5.3 and 1.7.2 to annex 11)

>= 0,4 and
 >= 0,6*E (0.35)

spring parking brake

	axle 2	axle 3
no of TRISTOP-actuators per axle line KDZ	2	2
TRISTOP-actuator type	T.14/16	T.14/16
lever length	69	69
stat. tyre radius	401	401
at a stroke of	30	30
min. force of spring brake	6160	6160
sp.brake chamber no Meritor.....	4	4
release pressure	4.5	4.5

calculation:

ratio until road
 $iFb = lBh * \eta * C * rBt / (rBn * rstat)$
 for rstat in mm
 brake force of spring br. Tf in N
 $Tf = (TFZ * KDZ - 2 * Co / lBh) * iFb$
 braking rate zf laden
 $zf = \text{sum}(Tf) / P + 0,01$

Test of the frictional connection required by the parking brake

minimum wheelbase/minimum supporting width min Ef necessary
 to fulfill the regulations
 $\text{min Ef} = E * (1 - PR/P + zferf * h/E) / (1 - zferf / (fzul * nf/ng))$

min Ef = 2287 mm for E = 4200 mm
 =====
 min Ef = 2287 mm for E = 4200 mm
 =====

min Ef = and the rear axle(s) (resultant of the bogie)
 E = wheel base
 fzul = 0.80 maximum permissible frictional connection required
 zferf = 0.18 maximum required braking ratio of the parking brake
 h = 1600 mm height of center of gravity - laden
 PR = 15000 kg maximum bogie mass - laden
 P = 23200 kg maximum total mass - laden
 nf = 2 no. of axle(s) with TRISTOP spring brake actuators
 ng = 2 no. of bogie axle(s)

(trailer) or support (semitrailer)

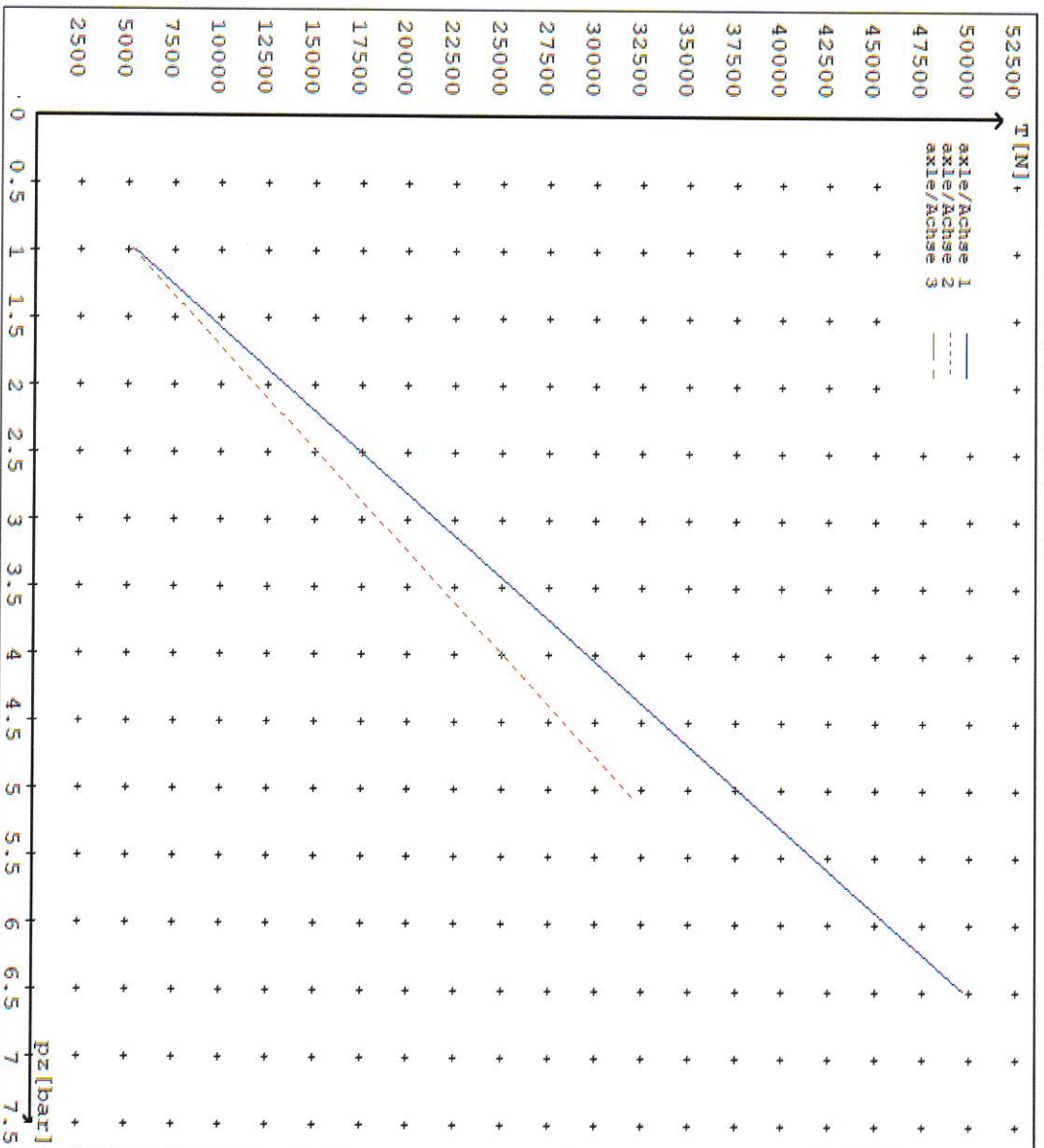
reference values

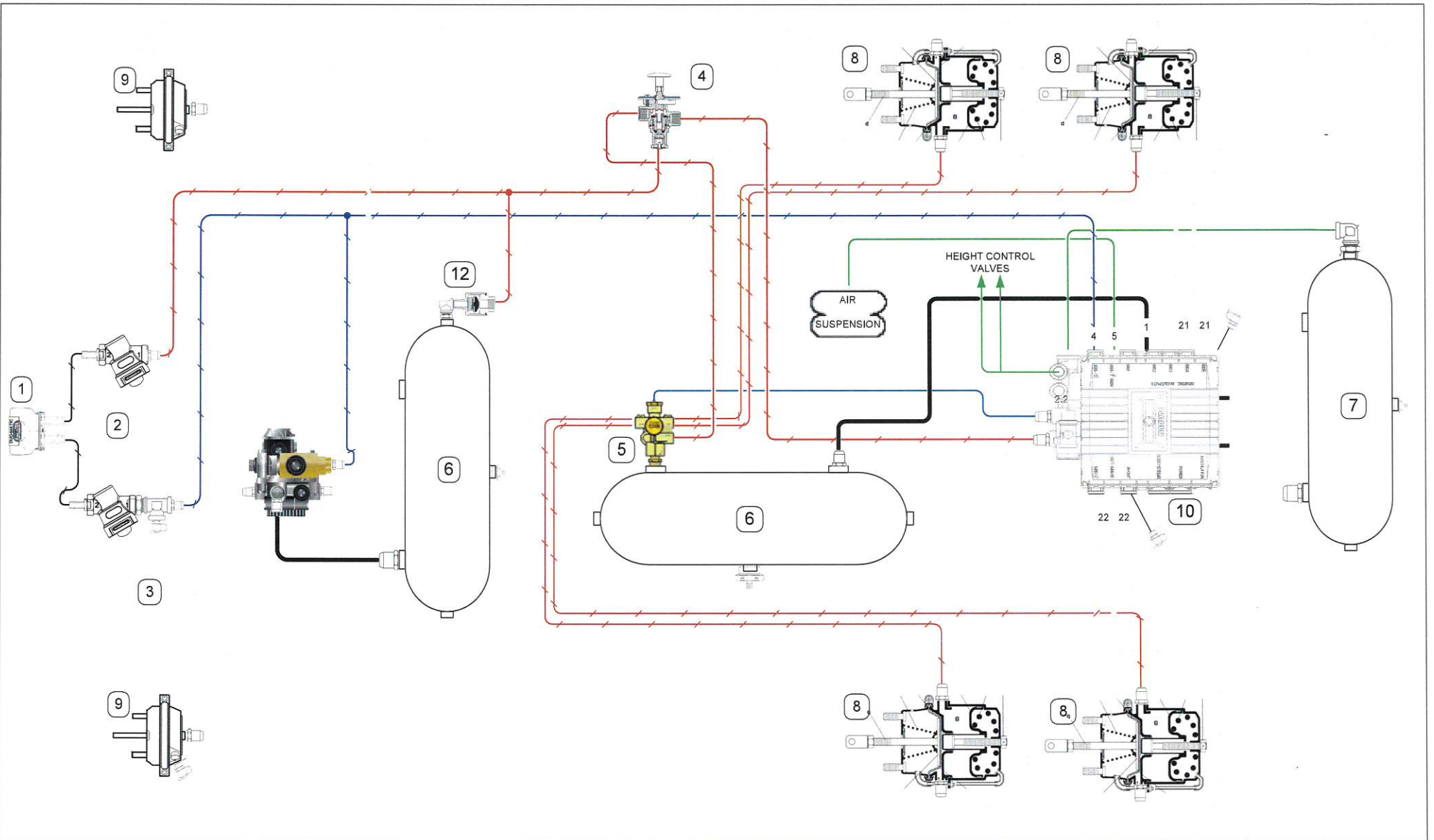
reference values for z = 50% for max rdyn: 421 mm

	pz [bar]	T [N]	T [N]
axle 1	1.0	5289	
	6.5	49666	
axle 2	1.0		5164
	5.1		32069
axle 3	1.0		5164
	5.1		32069

VIN - no.:

	Axle(s) / Achse(n)	
brake cylinder type (service / parking)	20./	/
Bremszylinder Typ (Betrieb / Rest)	T.14/24	T.14/24
Maximum stroke smax = ...mm	65	64
maximaler Hub smax = ...mm		64
Lever length = ...mm	69.08	69.08
Hebellänge = ...mm		69.08





ITEM		QTY.	PART NO.	DESCRIPTION	ITEM	QTY.	PART NO.	DESCRIPTION	PIPING LEGEND:
1	1	452 804 001 0	WABCO DUOMATIC	9	2	20HSCLD65	TSE BRAKE CHAMBERS		3/8" Rubber
2	2	432 500 020 0	WABCO LINE FILTER	10	1	480 102 ... 0	WABCO EBS ECU		3/8" Rubber
3	1	480 207 202 0	WABCO EBS 3 RD MODULATOR						1/2" Rubber
4	1	17600B	SEALCO YARD RELEASE	12	1	434 014 000 0	WABCO CHECK VALVE		15mm Nylon
5	1	110701	SEALCO S.B.C.V.						12mm Nylon
6	2	9TA3104600	46 LTR AIR TANK						8mm Nylon
7	1	9TA2462502	25 LTR AIR TANK						8mm Nylon
8	4	1416HTLD64	TSE BRAKE CHAMBERS						8mm Nylon

DOMETT TRAILERS

3AFT
7A9C70010K1023889



Copyright Transpecs 2010
All rights reserved

SIZE	SPEC REFERENCE	REV
A4	1889	1
SCALE		
PARK BRAKE LINES		

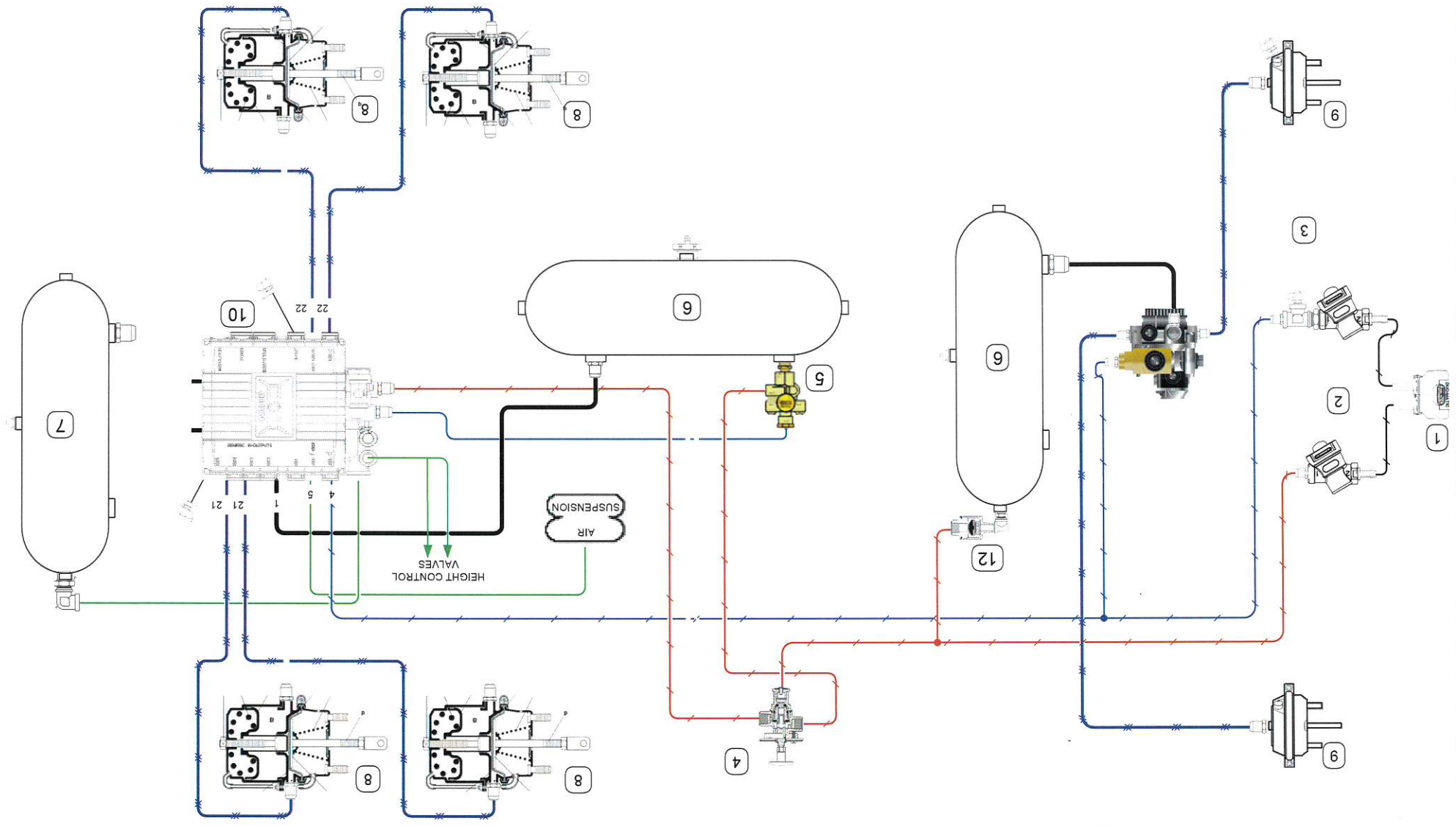
DOMETT TRAILERS
3AFT
7A9C70010K1023889

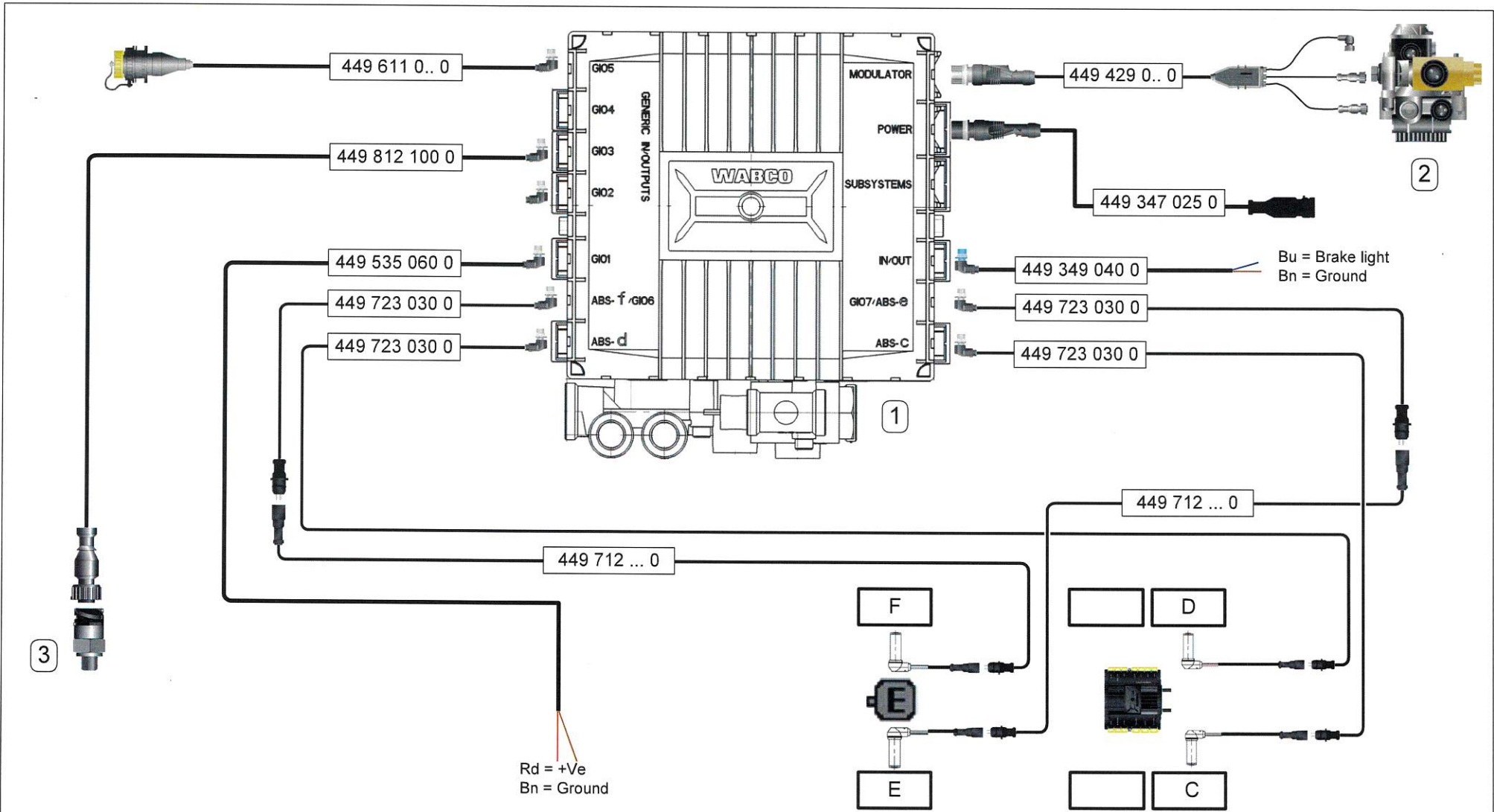
SERVICE BRAKE LINES

SIZE A4
SPEC REFERENCE 1889

SCALE

ITEM	QTY.	PART NO.	DESCRIPTION	ITEM	QTY.	PART NO.	DESCRIPTION	DESCRIPTION	PIPING LEGEND:
1	1	452 804 001 0	WABCO DUOMATIC	9	2	20HSCLD65	TSE BRAKE CHAMBERS		3/8" Rubber
2	2	432 500 020 0	WABCO LINE FILTER	10	1	480 102 . . 0	WABCO EBS ECU		1/2" Rubber
3	1	480 207 202 0	WABCO EBS 3 RD MODULATOR						15mm Nylon
4	1	175008	SEALCO YARD RELEASE	12	1	434 014 000 0	WABCO CHECK VALVE		12mm Nylon
5	1	110701	SEALCO S.B.C.V.						8mm Nylon
6	2	97A3104600	46 LTR AIR TANK						8mm Nylon
7	1	97A2462502	25 LTR AIR TANK						8mm Nylon
8	4	1416HTLD64	TSE BRAKE CHAMBERS						8mm Nylon





	DOMETT TRAILERS		
	3AFT		
	7A9C70010K1023889		
SIZE	SPEC REFERENCE		REV
A4	1889	PARK BRAKE LINES	1
SCALE			

ITEM	QTY.	PART NO.	DESCRIPTION
1	1	480 102 08. 0	WABCO T-EBS ECU
2	1	480 207 202 0	WABCO 3 RD MODULATOR
3	1	441 044 101 0	WABCO PRESSURE SENSOR



NOTICE TO VEHICLE OPERATOR

THIS VEHICLE HAS A BRAKE SYSTEM WHICH HAS BEEN DESIGNED AND FITTED IN ACCORDANCE WITH THE LAND TRANSPORT HEAVY VEHICLE BRAKE RULE 32015/5.

IF THIS VEHICLE IS OPERATED IN CONJUNCTION WITH NON-CERTIFIED VEHICLES, THERE MAY BE OPERATIONAL FACTORS WHICH NEED TO BE TAKEN INTO CONSIDERATION.

PLEASE REFER TO THE CERTIFIER FOR FURTHER INFORMATION.

EXCEPT FROM LAND TRANSPORT RULE; HEAVY-VEHICLE BRAKES RULE 32015/5. SECTION 10,

10.1 RESPONSIBILITIES OF OPERATORS

A person who operates a vehicle must ensure that the vehicle complies with this rule.

10.2 RESPONSIBILITIES OF REPAIRERS

A person who repairs or adjusts a brake must ensure that the repair or adjustment:

- a) does not prevent the vehicle from complying with this rule;
- b) complies with Land Transport Rule: Vehicle Repair 1998.

10.3 RESPONSIBILITIES OF MODIFIERS

A person who modifies a vehicle so as to affect the braking performance of the vehicle must:

- a) ensure that the modification does not prevent the vehicle from complying with this Rule; and
- b) notify the operator that the vehicle must be inspected and, if necessary, certified by person or organisation appointed to carry out specialist inspection and certification of heavy vehicle brakes.

IF YOU ARE UNSURE ABOUT YOUR RESPONSIBILITIES, PLEASE CONTACT THE VEHICLE MANUFACTURER, OR MYSELF.

COMPLAINTS. *Complaints and Warranty issues which relate to Brake Certification will be acknowledged within 7 working days and a resolution proposed within 25 working days. Resolution of complaints and Warranty issues is subject to Transpecs Warranty policy. Customers have the right to appeal to the New Zealand Transport Authority if dissatisfied with a Compliance issue. (Refer NZTA Deed Of Appointment Para 4.7.4)* NZTA Helpdesk 0800 699 000

(p.p.).....

(J.Hirst) (JEH) HVEK



NOTICE TO VEHICLE OPERATOR

This trailer is equipped with an Electronic Brake System.

To comply with the New Zealand Heavy Vehicle Brake Rule 32015/5, it must be used only in conjunction with a truck/tractor equipped with a 5 or 7 pin ABS/EBS power supply socket.

Failure to connect to such supply invalidates Brake Rule compliance.

The trailer ABS/EBS warning light on the towing vehicle dashboard must illuminate when the ignition is switched on and extinguish when the vehicle is in motion. If the light does not illuminate when ignition is switched on, the system must be checked. If the light remains illuminated when the vehicle is in motion, Brake Rule compliance is compromised. Repairs must be made as soon as possible.

If you are unsure of your responsibilities and/or obligations, please contact either the vehicle manufacturer or myself.

(p.p.)
J E Hirst
(JEH HVEK)
(09 980 7300)

A handwritten signature in blue ink, appearing to read "J E Hirst", written over a horizontal line.

ELECTRONIC HEIGHT SENSOR CALIBRATION

	TIMER TICKS [F/R]	MILLIMETRE [F / R]
UPPER LEVEL:	N/A	N/A
NORMAL LEVEL:	N/A	N/A
LOWER LEVEL:	N/A	N/A

CHECKS AT COMMISSION OF VEHICLE

CHAMBER BUNGS REMOVED: VALVE MOUNTING:

ECU BLANKING PLUGS CHECKED:

RESPONSE TIME: MODULATOR 2.1 MODULATOR 2.2 RELAY VALVE

ms:

NOTES AND SPECIAL CONDITIONS

I UNDERSTAND AND DECLARE THAT I AM THE CERTIFIER IDENTIFIED BELOW AND HOLD A CURRENT VALID APPOINTMENT. I CERTIFY THAT AT THE TIME OF INSPECTION THE ABOVE MENTIONED VEHICLE COMPONENT DESIGN AND THIS CERTIFICATION COMPLIES IN ALL RESPECTS WITH THE LAND TRANSPORT RULE VEHICLE STANDARDS COMPLIANCE 2002 AND MY DEED OF APPOINTMENT. TO THE BEST OF MY KNOWLEDGE THE INFORMATION CONTAINED IN THIS CERTIFICATE IS TRUE AND CORRECT.

NEW ZEALAND HEAVY VEHICLE BRAKE RULE 32015/5, SCHEDULE 5.

DATE: 17/09/2019

SIGNED:



CERTIFIER NAME & ID:

JOHN HIRST

JEH

SODC ENDORSED BY:

N/A

N/A

PHONE (BUS):

09-980-7300

FAX:

POSTAL ADDRESS:

P.O. Box 98-971, Manukau 2241
New Zealand

SUSPENSION

	FRONT	REAR
SUSPENSION TYPE:	PNEUMATIC	PNEUMATIC
MAKE:	SAF_AIRSPRING	SAF_AIRSPRING
MODEL:	SAF_INTRA	SAF_INTRA
BELLOW SIZE:	2924, 350mm	2924, 350mm
HEIGHT CONTROL VALVE:	464 008 011 0	464 008 011 0
OTHER VALVES:	N/A	N/A
RIDE HEIGHT <small>MM</small> :	375	375
HANGER HEIGHT <small>MM</small> :	300	300
PEDESTAL HEIGHT <small>MM</small> :	100	100
LIFTAXLE:		N/A
TIPPING DUMP SWITCH:		N/A
LIFTAXLE VALVE:		N/A

AIR TANKS

AIR TANKS STANDARD:	SAE J10A / EN286-2	
	FRONT	REAR
BRAKE TANK SIZE: <small>L</small>	46	46
AUXILLARY TANK SIZE: <small>L</small>	N/A	25
PRESSURE PROTECTION:	WABCO PEM: 461 513 002 0	

AIR LINES

TEST POINTS:		
CONTROL LINE:	X 1	TANK: X 1
REAR CHAMBER:	X 2	FRONT CHAMBER: X 1
DUOMATIC COLOUR CODED:	YES	

BRAKE & AXLE DETAILS

	MAKE	MODEL	TEST REPORT
AXLE:	SAF	SAF-Z19W	TDB0749
POLE WHEEL FRONT:	90	POLE WHEEL REAR:	90
LINING MATERIAL:	JURID 539	BRAKE FACTOR:	23.03
SENSED AXLES:	1 + 3		
SERIAL NUMBERS:	1 2 3 4 5		
	N/A N/A N/A		

CHAMBER AND VALVING DETAILS

	AXLE 1	AXLE 2 & 3
CHAMBERS:	TSE_CHAMBERS	TSE_CHAMBERS
BRAND:	20HSCLD	1416HTLD
SIZE:	65	64
STROKE: MILLIMETRES	BC 0041.0 Jul '07	BC0143.0
TEST REPORT #:	N/A	6.16
SPRINGBRAKE FORCE: kN	N/A	4.5
HOLDOFF PRESSURE: kPa	WABCO PAN19	WABCO PAN19
FOUNDATION BRAKE:	69	69
LEVER LENGTH: MILLIMETRES		

	MAKE:	PART NUMBER:	PMI PRESS. kPa
BRAKE VALVES:	WABCO	480 102 08. 0 (MV)	70 kPa
ECU PART #:	WABCO	480 207 202 0 (12V)	70 kPa
3RD MODULATOR #:	YES	ELEX:	N/A
ANTI-COMPOUNDING:	SEALCO_SBR	110701	
SPRING BRAKE RELAY:	SEALCO_YR	17600B	
YARD RELEASE VALVE:	N/A	N/A	
INLINE RELAY FITTED:			
ECU DIRECTION:	<input checked="" type="checkbox"/> FRONT	<input type="checkbox"/> REAR	FRONT FRICTION: μ 0.44

SMARTBOARD/OPTILINK:

SMARTBOARD OPTI-LINK

**NEW ZEALAND HEAVY VEHICLE BRAKE RULE 32015-5
WORKSHEET, PROCEDURE DOCUMENTATION SHEET
& CONFIRMATION OF COMPLIANCE**

CLIENT

MANUFACTURER:

DOMETT TRAILERS

ADDRESS:

TAURIKURA DRIVE, TAURANGA 3110

FLEET:

WEALLENS TRANSPORT

VEHICLE DETAILS

VEHICLE TYPE:

3AFT

CERT #:

JH190916

YEAR:

2019

CALCULATION #:

TP51910

MAKE:

DOMETT

REGO:

N/A

MODEL:

C7001

LT400 #:

719552

CHASSIS #:

1889

ORDER NUMBER:

6875

VIN #:

7A9C70010K1023889

GVM: TONNES

23

PRIME MOVER:

UNKNOWN

LOAD CONFIGURATION:

UNIFORM DENSITY

GROUP RATINGS: TONNES

FRONT

REAR

8.2

15

WHEEL BASE: METRES

4.2

UNLADEN COG

MAX HEIGHT

HEIGHT DECK

0.8

2.4

1.36

COG: METRES

1.598

TARE: TONNES

FRONT
2.6

REAR
3.4

TOTAL

6

TYRE SIZE:

FRONT
265 70 R19.5

REAR
265 70 R19.5

ROLLING CIRCUMFERENCE: MM

2645

2645

AXLE SPACING: METRES

1.266

1.266