

Must be presented to a CoF (heavy) inspecting organisation if not entered into LANDATA

Heavy vehicle specialist inspector's or manufacturing inspecting organisation's name <small>(PRINT IN CAPS)</small>	ID
CHRIS CLARKE	CJC

Vehicle registration <small>(optional)</small>	VIN/chassis number
	7 A 9 D 5 0 0 2 7 L 2 0 2 3 0 1 5

Make	DOMETT	Component being certified:	<input type="checkbox"/> Chassis	<input type="checkbox"/> Load anchorage
Model <small>(optional)</small>	D5002	<input type="checkbox"/> Log bolsters	<input type="checkbox"/> Towing connection	<input checked="" type="checkbox"/> Brakes
Certification category	HVEK	<input type="checkbox"/> SRT	<input type="checkbox"/> PSV stability	<input type="checkbox"/> PSV rollover
		<input type="checkbox"/> Swept path	<input type="checkbox"/> PBS	

Description of work

CERTIFY TO SCHEDULE 5 OF LTR 32015/5: NZ HEAVY VEHICLE BRAKE SPECIFICATION.
 CARRY OUT BRAKE CALCULATIONS, INSPECTION AND ECU END OF LINE PROTOCOL.
 4AS SKELETAL RSS ON TYRE: 355 50 R22.5
 FOR SYSTEM ARCHITECTURE, PLEASE REFER TO PDS WORKSHEET & SCHEMATIC.

Code/standard/rule certified to	Component load rating(s)
LTR 32015/5	42 Tonnes GVM
General drawing number(s)	26 Tonnes (Rear brake mass)
N/A	

Supporting documents	
BRAKE RULE CERTIFICATE	JH201202
BRAKE CALCULATION #	TP52175

Special conditions (optional)

WARNING LAMP MUST ILLUMINATE WHEN IGNITION IS SWITCHED ON & THEN EXTINGUISH IMMEDIATELY OR WHEN VEHICLE SPEED EXCEEDS 7 KM/H

Certification expiry date <small>(if applicable)</small>	or	Hubodometer reading <small>(whichever comes first)</small>
N/A [UNLESS MODIFIED]		<input type="checkbox"/> <input type="checkbox"/> <input type="checkbox"/> <input type="checkbox"/> <input type="checkbox"/> <input type="checkbox"/> <input type="checkbox"/> <input type="checkbox"/>

Declaration

I the undersigned, declare that I am the heavy vehicle specialist inspector identified and I hold a current valid appointment. I certify that the above mentioned vehicle component's design, manufacture and installation, and this certification complies in all respects with the Land Transport Rule: Vehicle Standards Compliance 2002 and my appointment. To the best of my knowledge the information contained in the certificate is true and correct.

Designer's ID (if different from inspector below)

Inspector's signature

Inspector's name (PRINT IN CAPS)

ID number

Date

Number

CHRIS CLARKE

CJC

15-Dec-20

770208

CoF vehicle inspector ID <small>(if applicable)</small>	CoF vehicle inspector signature <small>(if applicable)</small>	Date

All fields are mandatory unless otherwise stated.

Heavy vehicle specialist inspector's or manufacturing inspecting organisation's name (PRINT IN CAPS) **CHRIS CLARKE** ID **CJC**

Vehicle registration (optional) _____ VIN/chassis number **7A9D50027L2023015**

Make **DOMETT** Component being certified: Chassis Load anchorage

Model (optional) **D5002** Log bolsters Towing connection Brakes

Certification category **HVEK** SRT PSV stability PSV rollover

Swept path PBS

Description of work

CERTIFY TO SCHEDULE 5 OF LTR 32015/5: NZ HEAVY VEHICLE BRAKE SPECIFICATION.

CARRY OUT BRAKE CALCULATIONS, INSPECTION AND ECU END OF LINE PROTOCOL.

4AS SKELETAL **RSS ON TYRE: 355 50 R22.5**

FOR SYSTEM ARCHITECTURE, PLEASE REFER TO PDS WORKSHEET & SCHEMATIC.

Code/standard/rule certified to **LTR 32015/5** Component load rating(s) **42 Tonnes GVM**

General drawing number(s) **N/A** **26 Tonnes (Rear brake mass)**

Supporting documents

BRAKE RULE CERTIFICATE **JH201202**

BRAKE CALCULATION # **TP52175**

Special conditions (optional)

WARNING LAMP MUST ILLUMINATE WHEN IGNITION IS SWITCHED ON & THEN


EXTINGUISH IMMEDIATELY OR WHEN VEHICLE SPEED EXCEEDS 7 KM/H

Certification expiry date (if applicable) **N/A [UNLESS MODIFIED]** or Hubodometer reading (whichever comes first)

Declaration

I the undersigned, declare that I am the heavy vehicle specialist inspector identified and I hold a current valid appointment. I certify that the above mentioned vehicle component's design, manufacture and installation, and this certification complies in all respects with the Land Transport Rule: Vehicle Standards Compliance 2002 and my appointment. To the best of my knowledge the information contained in the certificate is true and correct.

Designer's ID (if different from inspector below) _____

Inspector's signature 

Inspector's name (PRINT IN CAPS) **CHRIS CLARKE** ID number **CJC**

Date **15-Dec-20** Number **770208**

CoF vehicle inspector ID (if applicable) _____ CoF vehicle inspector signature (if applicable) _____ Date _____

All fields are mandatory unless otherwise stated.

WABCO START-UP LOG

System	Trailer EBS-E	WABCO part number	480 102 080 0
Production date	2020-07-08	Serial number	437009082800C
Serial number (modulator)	000000518455		
Fingerprint Customer EOL / Customer Development / Flash Program	W503643 / 2020-12-15 ; 00000000 / 0000-00-00 ; 00000000 / 0000-00-00		

WABCO		TRAILER EBS-E				GGVS/ADR TUEH TB 2007 - 019.00 TDB0678							
HERSTELLER MANUFACTURER CONSTRUCTEUR		DOMETT TRAILERS				GIO		Pin1		Pin3		Pin4	
TYP TYPE TYPE		4AS SKELETAL				1		ILS1		---		---	
VEHICLE IDENT. NUMBER CHASSIS NUMBER NUMÉRO DE CHASSIS		7A9D50027L2023015				2		eTASC		---		eTASC	
BREMSBERECHNUNGS-NR. BRAKE CALCULATION NO. CALCUL DE FREINAGE NO.		TP52175S				3		24V-O1		RDL		SAC	
POLRADZÄHNEZAHL c-d e-f POLE WHEEL TEETH c-d e-f DENTS ROUE DENTÉE c-d e-f		90	90	ABS-System ABS-System Système ABS	4S/3M	4		---		---		LS1	
RSS RSS RSS	Einfachbereifung Single Tire Monte simple	Lenkachse Steering axle Essieu vireur	X			5		DIAG		DIAG		DIAG	
	Zwillingsbereifung Twin Tire Monte jumelée	X	Kippkritisches Fahrzeug Critical Trailer Véhicule critique			6		---		---		---	
Subsystems	SB	I/O	24N			7		---		---		---	

	pm (bar)			pm (bar)				---	6.5	TYP TYPE	(mm)	(mm)	(bar)	
	1.0	Pz	TR (daN)	1.0	Pz									
ACHSE AXLE ESSIEU														
1	1000	0.3	1.6	6500	4.0	0.3	1.5	---	5.6	-	14 / 16	64	69	415 2869
2	1000	0.3	1.6	6500	4.0	0.3	1.5	---	5.6	-	14 / 16	64	69	415 2869
3	1000	0.3	1.6	6500	4.0	0.3	1.5	---	5.6	-	14	64	69	415 2869
4	1000	0.3	1.6	6500	4.0	0.3	1.5	---	5.6	1	14	64	69	415 2869
5	0	---	---	0	---	---	---	---	---	-	---	---	---	---

TEBS-E

Diagnostic memory	OK	Warning lamp control	OK
Parameter setting	carried out	Stop light supply	OK
EBS pressure test	OK	Lifting axle test	Not tested
Redundancy test	OK	ECAS height sensor calibration	Not tested
ABS sensor assignment	OK	Height sensor axle load	Not tested
RTR test	Not tested	Leak test	Not tested
Immobilizer test	Not tested	Signal outputs	Not tested
Signal inputs	Not tested	Tag axle test	Not tested

Electronic Extension Module

Diagnostic memory	Not tested	Signal outputs	Not tested
TailGUARDlight	Not tested	TailGUARD	Not tested
Manufacturer	DOMETT TRAILERS	Vehicle ident. no	7A9D50027L2023015
Vehicle type	4AS SKELETAL	Odometer reading	0.0 km
next Service	0 km	Trip reading	0.0 km
Tester	Chris Clarke	Signature	
Date	2020-12-15 12:19:02 PM		

trailer (full, semi-, centre-axle) with air brake system acc. to UN/ECE-R.13.11

distribution: DOMETT TRAILERS
 7A9D50027L2023015
 SODC: JH201202
 LT400: CJC 770208

please note!

This brake calculation is made under consideration of
 -the legal prescriptions mentioned above in the version valid
 at the time of making the program (V6.18.07.12).
 -the functional characteristics of our products
 as well as the data of the brake out of the test
 approvals of the axle manufacturers, and
 -the other vehicle data included in the brake calculation.
 Please check whether these data correspond to the actual vehicle data.
 Our conditions of delivery apply (particularly section 9.0).
 In any case we commend to do a braking harmonisation!
 WABCOBrake V6.18.07.12 db 31.08.2018

vehicle manufacturer: DOMETT TRAILERS
 trailer model : 4AS SKELETAL
 trailer type : 4-axle-semi-trailer
 remarks : air / hydraulic / VA suspension
 WABCO TRAILER - EBS
 TRISTOP 1+2: T.14/24 [TSE1416HTLD64 ACTUALLY FITTED -
 SEE PAGE 7 FOR PERFORMANCE DATA]
 385/65 R 22,5

axle 1 + 2 + 3 + 4 : SAF, SBW 1937, TDB 0678 ECE,

		<u>unladen</u>		<u>laden</u>	
total mass	P in kg	5000	- 6000	42000	- 44000
king-pin	PS in kg	1000	- 2000	16000	- 18000
axle 1	P1 in kg		1000		6500
axle 2	P2 in kg		1000		6500
axle 3	P3 in kg		1000		6500
axle 4	P4 in kg		1000		6500
total axle mass	PR in kg		4000		26000
wheel base	E in mm	9200	- 9845		
centre of gravity height	h in mm		634		2500
K-factor		Kv min	2.2249	Kc min	1.0161
K-factor		Kv max	2.2500	Kc max	1.0477

	<u>axle 1</u>	<u>axle 2</u>	<u>axle 3</u>	<u>axle 4</u>
no. of combined axles	1	1	1	1
no. of brake chambers per axle line	2	2	2	2
The power output corresponds to	BZ 119.6	BZ 119.6	BZ 122.1	BZ 122.1
brake chamber manufacturer	Meritor	Meritor	Meritor	Meritor
chamber size	T.14/24	T.14/24	14.	14.
lever length	lBh in mm	69	69	69
brake factor	[-]	23.03	23.03	23.03
dyn. rolling radius	rdyn min in mm	449	449	449
dyn. rolling radius	rdyn max in mm	449	449	449
threshold torque	Co Nm	6.0	6.0	6.0

calculation:

chamber pressure(rdyn min)pH at z=22,5%bar	2.2	2.2	2.2	2.2
chamber pressure(rdyn max)pH at z=22,5%bar	2.2	2.2	2.2	2.2
chamber press.(servo)pcha at pm6,5bar bar	5.6	5.6	5.6	5.6
piston force ThA at pm6,5bar N	5387	5387	5387	5387
brake force(rdyn min)T lad. at pm6,5bar N	38198	38198	38198	38198
brake force(rdyn max)T lad. at pm6,5bar N	38198	38198	38198	38198
Brake force incl. 1 % rolling resistance proportion	%	25.0	25.0	25.0

braking rate z laden 0.599 for rdyn min
 z = sum (TR)/PRmax 0.599 for rdyn max

Trailer may only be operated in combination with trucks/tractors with ISO 7638 supply (5 or 7 polar).

brake diagram : 841 701 050 0

maximum pressure: 8.5 bar

axle 1:

valve 1: 971 002 ... 0 WABCO
EBS emergency valve

valve 2: 480 102 ... 0 WABCO
EBS trailer modulator

brake cylinder: Meritor 1424HTLD64

axle 2:

valve 1: 971 002 ... 0 WABCO
EBS emergency valve

valve 2: 480 102 ... 0 WABCO
EBS trailer modulator

brake cylinder: Meritor 1424HTLD64

axle 3:

valve 1: 971 002 ... 0 WABCO
EBS emergency valve

valve 2: 480 102 ... 0 WABCO
EBS trailer modulator

brake cylinder: Meritor 14HSCLD64

axle 4:

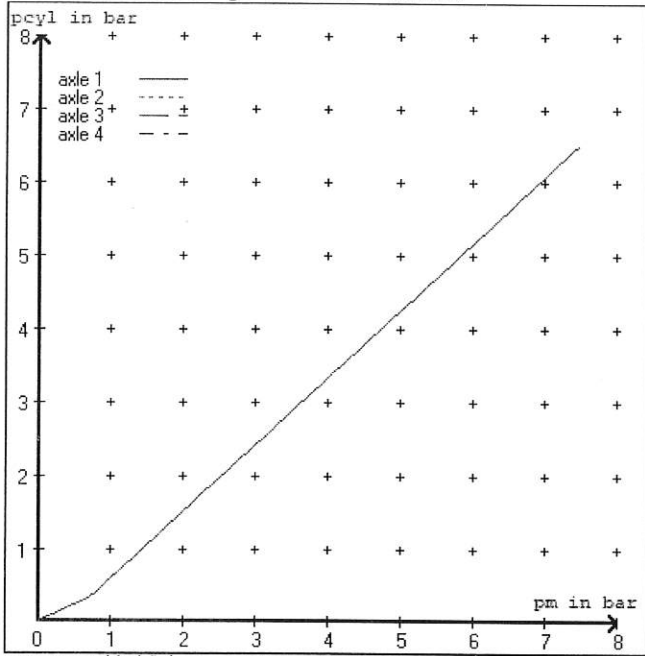
valve 1: 971 002 ... 0 WABCO
 EBS emergency valve

valve 2: 480 207 0.. 0 WABCO or 480 207 2.. 0
 EBS relay valve

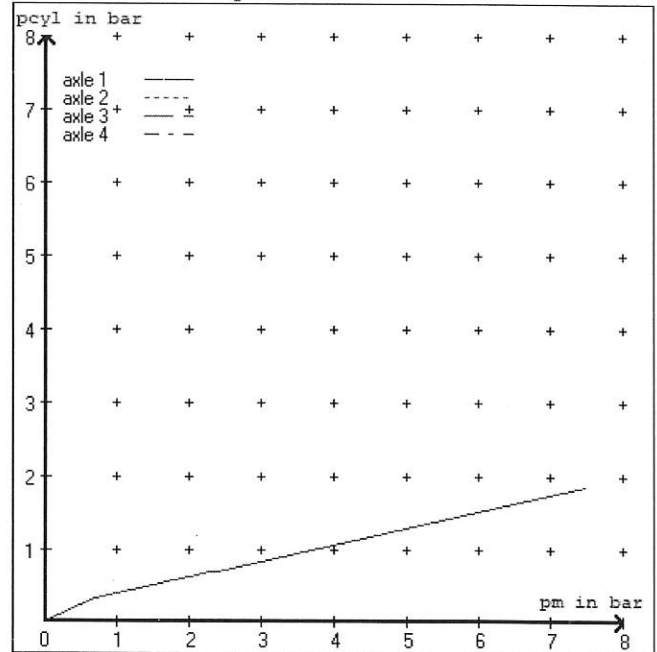
brake cylinder: Meritor 14HSCLD64

test type III (zIII = 0.30)	for rdyn min :	axle1	axle2	axle3	axle4
at pm 3.6 bar =>	pcha in bar :	2.9	2.9	2.9	2.9
test type III (zIII = 0.06)	for rdyn min :	axle1	axle2	axle3	axle4
at pm 1.2 bar =>	pcha in bar :	0.8	0.8	0.8	0.8

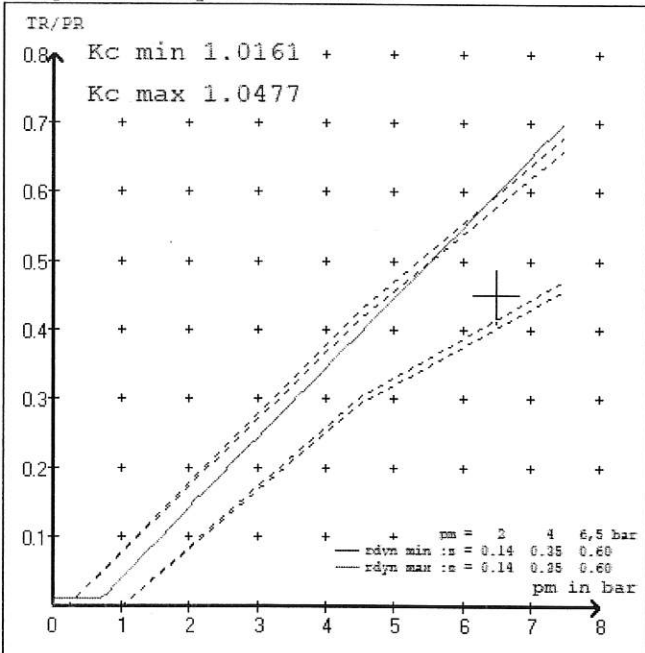
brake chamber pressure laden



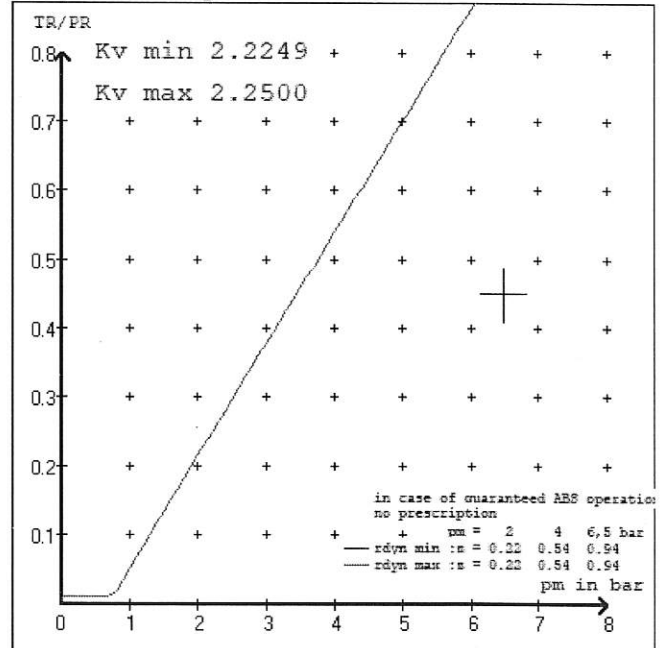
brake chamber pressure unladen



compatibility band laden



compatibility band unladen



vehicle manufacturer: DOMETT TRAILERS
 trailer model : 4AS SKELETAL
 trailer type : 4-axle-semi-trailer

brake chamber and lever length :

axle 1 : 2 x type/diameter T.14/24 (Meritor) lever length 69 mm
 axle 2 : 2 x type/diameter T.14/24 (Meritor) lever length 69 mm
 axle 3 : 2 x type/diameter 14. (Meritor) lever length 69 mm
 axle 4 : 2 x type/diameter 14. (Meritor) lever length 69 mm

brake diagram : 841 701 050 0

valve :

971 002 ... 0 WABCO EBS emergency valve
 480 102 ... 0 WABCO EBS trailer modulator
 480 207 0.. 0 WABCO EBS relay valve or 480 207 2.. 0

EBS input data

vehicle manufacturer: DOMETT TRAILERS
 trailer model : 4AS SKELETAL
 trailer type : 4-axle-semi-trailer
 brake calculation no. : TP 52175S

tire circumference main axle : 2825 for rdyn max
 tire circumference auxiliary axle : 2825 for rdyn max

assignment pm / deceleration z: pm 0.7 bar z = 0.010
 (laden condition) 2.0 bar z = 0.142
 6.5 bar z = 0.600

control pressure pm		6,5		control pressure pm		0.7	2.0	6.5
axle	axle load unladen	bellow pr. unladen	brake pr. unladen	axle load laden	bellow pr. laden	brake pr. laden		
1	1000	to be	1.6	6500	to be	0.3	1.5	5.6
2	1000	entered by the vehicle manufact.	1.6	6500	entered by the vehicle manufact.	0.3	1.5	5.6
3	1000		1.6	6500		0.3	1.5	5.6
4	1000		1.6	6500		0.3	1.5	5.6
5	0		0,0	0		0,0	0,0	0,0

The unladen values indicated in the above table are values for the basic parameter set. Higher unladen axle loads and liftaxles are automatically recognized and do not require separate adjustment. The above unladen axle loads must not be fallen below.

axle 1		axle 2		axle 3		axle 4	
axle load	pcyl	axle load	pcyl	axle load	pcyl	axle load	pcyl
1000	1.6	1000	1.6	1000	1.6	1000	1.6
1500	2.0	1500	2.0	1500	2.0	1500	2.0
2000	2.3	2000	2.3	2000	2.3	2000	2.3
2500	2.7	2500	2.7	2500	2.7	2500	2.7
3000	3.1	3000	3.1	3000	3.1	3000	3.1
3500	3.4	3500	3.4	3500	3.4	3500	3.4
4000	3.8	4000	3.8	4000	3.8	4000	3.8
4500	4.1	4500	4.1	4500	4.1	4500	4.1
6500	5.6	6500	5.6	6500	5.6	6500	5.6

data sheet to ECE vehicle type-approval certificate concerning braking equipment: according to ECE R13 annex 11

axle 1 : reference axle: SAF	SBW 1937	brake lining: Jurid 539
test report :	TDB 0678 ECE	date : 20130927 27.09.2013
axle 2 : reference axle: SAF	SBW 1937	brake lining: Jurid 539
test report :	TDB 0678 ECE	date : 20130927 27.09.2013
axle 3 : reference axle: SAF	SBW 1937	brake lining: Jurid 539
test report :	TDB 0678 ECE	date : 20130927 27.09.2013
axle 4 : reference axle: SAF	SBW 1937	brake lining: Jurid 539
test report :	TDB 0678 ECE	date : 20130927 27.09.2013

calc. verif. of residual (hot) braking force type III
(item 4.2.1 of appendix 2 to annex 11)

axle 1	(rdyn 449 mm)	T = 19.1 % Fe
axle 2	(rdyn 449 mm)	T = 19.1 % Fe
axle 3	(rdyn 449 mm)	T = 19.1 % Fe
axle 4	(rdyn 449 mm)	T = 19.1 % Fe

calculated actuator stroke in mm
(item 4.3.1.1 of appendix 2 to annex 11)

axle 1	(sp = 56 mm)	s = 48 mm
axle 2	(sp = 56 mm)	s = 48 mm
axle 3	(sp = 56 mm)	s = 48 mm
axle 4	(sp = 56 mm)	s = 48 mm

average thrust output in N at pm = 6,5 bar (however max. pcha = 7,0 bar)

axle1	ThA = 5387 N
axle2	ThA = 5387 N
axle3	ThA = 5387 N
axle4	ThA = 5387 N

calc. residual (hot) braking force in N
(item 4.3.1.4 of appendix 2 to annex 11)

axle 1	(rdyn 449 mm)	T = 31242 N
axle 2	(rdyn 449 mm)	T = 31242 N
axle 3	(rdyn 449 mm)	T = 31242 N
axle 4	(rdyn 449 mm)	T = 31242 N

basic test	type III
of subject	(calculated)
trailer (E)	residual
	(hot)braking

braking rate of the vehicle
(item 4.3.2 to appendix 2 to annex 11)

0.60 0.49

required braking rate
(items 1.5.3 and 1.7.2 to annex 11)

>= 0,4 and
>= 0,6*E (0.36)

axle 1	(rdyn 449 mm)	T = 31242 N
axle 2	(rdyn 449 mm)	T = 31242 N
axle 3	(rdyn 449 mm)	T = 31242 N
axle 4	(rdyn 449 mm)	T = 31242 N

basic test	type III
of subject	(calculated)
trailer (E)	residual
	(hot)braking

braking rate of the vehicle
(item 4.3.2 to appendix 2 to annex 11)

0.60 0.49

required braking rate
(items 1.5.3 and 1.7.2 to annex 11)

>= 0,4 and
>= 0,6*E (0.36)

spring parking brake

	<u>axle 1</u>	<u>axle 2</u>
no of TRISTOP-actuators per axle line KDZ	2	2
TRISTOP-actuator type	T.14/16	T.14/16
lever length lBh in mm	69	69
stat. tyre radius rstat max in mm	432	432
at a stroke of s in mm	30	30
min. force of spring brake TFZ in N	6160	6160
sp.brake chamber no Meritor.....	4	4
release pressure pLs in bar	4.8	4.8

calculation:

ratio until road	3.6827	3.6827
$iFb = lBh * \eta * C * rBt / (rBn * rstat)$		
for rstat in mm	432	432
brake force of spring br. Tf in N	44730	44730
$Tf = (TFZ * KDZ - 2 * Co / lBh) * iFb$		
braking rate zf laden	0.361	
$zf = \sum (Tf) / P + 0,01$		

Test of the frictional connection required by the parking brake

minimum wheelbase/minimum supporting width min Ef necessary
to fulfil the regulations

$$\min Ef = E * (1 - PR/P + zferf * h/E) / (1 - zferf / (fzul * nf/ng))$$

$$\min Ef = 7661 \text{ mm} \quad \text{for } E = 9200 \text{ mm}$$

$$\min Ef = 8141 \text{ mm} \quad \text{for } E = 9845 \text{ mm}$$

min Ef = minimum distance between front axle(s) (trailer) or support (semitraile:
and the rear axle(s) (resultant of the bogie)
E = wheel base
fzul = 0.80 maximum permissible frictional connection required
zferf = 0.18 maximum required braking ratio of the parking brake
h = 2500 mm height of center of gravity - laden
PR = 26000 kg maximum bogie mass - laden
P = 44000 kg maximum total mass - laden
nf = 2 no. of axle(s) with TRISTOP spring brake actuators
ng = 4 no. of bogie axle(s)

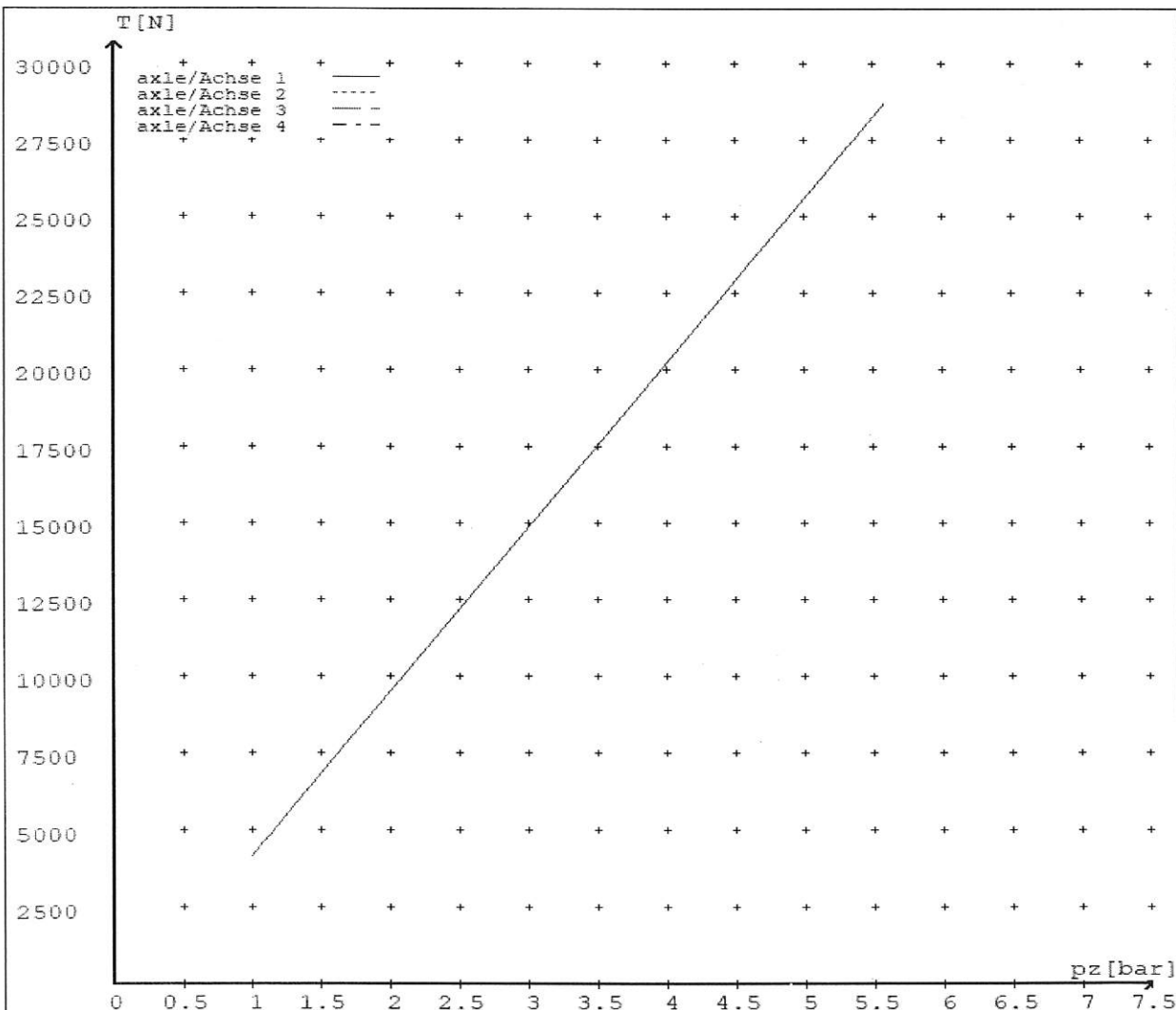
reference values

reference values for z = 45% for max rdyn: 449 mm

	pz [bar]	T [N]	T [N]
axle 1	1.0	4158	
	5.6	28697	
axle 2	1.0	4158	
	5.6	28697	
axle 3	1.0	4158	
	5.6	28697	
axle 4	1.0		4158
	5.6		28697

VIN - no.:

	Axle(s) / Achse(n)				
brake cylinder type (service / parking) Bremszylinder Typ (Betrieb / Fest)	T.14/24	T.14/24	14./	14./	/
Maximum stroke smax = ...mm maximaler Hub smax =mm	64	64	64	64	
Lever length =mm Hebellänge =mm	69.08	69.08	69.08	69.08	



NOTICE TO VEHICLE OPERATOR

THIS VEHICLE HAS A BRAKE SYSTEM WHICH HAS BEEN DESIGNED AND FITTED IN ACCORDANCE WITH THE LAND TRANSPORT HEAVY VEHICLE BRAKE RULE 32015/5.

IF THIS VEHICLE IS OPERATED IN CONJUNCTION WITH NON-CERTIFIED VEHICLES, THERE MAY BE OPERATIONAL FACTORS WHICH NEED TO BE TAKEN INTO CONSIDERATION.

PLEASE REFER TO THE CERTIFIER FOR FURTHER INFORMATION.

EXCERPT FROM LAND TRANSPORT RULE; HEAVY-VEHICLE BRAKES RULE 32015/5. SECTION 10,

10.1 RESPONSIBILITIES OF OPERATORS

A person who operates a vehicle must ensure that the vehicle complies with this rule.

10.2 RESPONSIBILITIES OF REPAIRERS

A person who repairs or adjusts a brake must ensure that the repair or adjustment:

- a) does not prevent the vehicle from complying with this rule;
- b) complies with Land Transport Rule: Vehicle Repair 1998.

10.3 RESPONSIBILITIES OF MODIFIERS

A person who modifies a vehicle so as to affect the braking performance of the vehicle must:

- a) ensure that the modification does not prevent the vehicle from complying with this Rule; and
- b) notify the operator that the vehicle must be inspected and, if necessary, certified by person or organisation appointed to carry out specialist inspection and certification of heavy vehicle brakes.

IF YOU ARE UNSURE ABOUT YOUR RESPONSIBILITIES, PLEASE CONTACT THE VEHICLE MANUFACTURER, OR MYSELF.

COMPLAINTS. Complaints and Warranty issues which relate to Brake Certification will be acknowledged within 7 working days and a resolution proposed within 25 working days. Resolution of complaints and Warranty issues is subject to Transpecs Warranty policy. Customers have the right to appeal to the New Zealand Transport Authority if dissatisfied with a Compliance issue. (Refer NZTA Deed Of Appointment Para 47.4) NZTA Helpdesk 0800 699 000

(p.p.).....
(J.Hirst (JEH) HVEK)

NOTICE TO VEHICLE OPERATOR

This trailer is equipped with an Electronic Brake System.

To comply with the New Zealand Heavy Vehicle Brake Rule 32015/5, it must be used only in conjunction with a truck/tractor equipped with a 5 or 7 pin ABS/EBS power supply socket.

Failure to connect to such supply invalidates Brake Rule compliance.

The trailer ABS/EBS warning light on the towing vehicle dashboard must illuminate when the ignition is switched on and extinguish when the vehicle is in motion.

If the light does not illuminate when ignition is switched on, the system must be checked. If the light remains illuminated when the vehicle is in motion, Brake Rule compliance is compromised. Repairs must be made as soon as possible.

If you are unsure of your responsibilities and/or obligations, please contact either the vehicle manufacturer or myself.


(p.p.)
J E Hirst
(JEH - HVEK)
(09 980 7300)

NOTICE TO VEHICLE OPERATOR

WABCO Park Release Emergency Valve
(PREV)

This trailer is equipped with a WABCO PREV
Part # 971 002 900 0

Application of the park brake via the cab control valve will actuate and apply all service brakes on the trailer. In the event of a leak in the service brake system the Spring Brakes will automatically override and hold the vehicle in compliance to Land Transport Rule: Heavy-vehicle Brakes Rule 32015/5.

When the vehicle is presented for COF the trailer park brake system is tested by pulling the red actuation knob on the PREV, situated mid way down the chassis rail. The cab control in the prime mover does not have to be applied for this test procedure.

If you are unsure of any aspect relating to this instruction please contact either the vehicle manufacturer or myself.


(p.p.)
J E Hirst
(JEH HVEK)
(09 980 7300)



**NEW ZEALAND HEAVY VEHICLE BRAKE RULE 32015-5
WORKSHEET, PROCEDURE DOCUMENTATION SHEET
& CONFIRMATION OF COMPLIANCE**

CLIENT

MANUFACTURER:	DOMETT TRAILERS
ADDRESS:	TAURIKURA DRIVE, TAURANGA 3110
FLEET:	TR GROUP

VEHICLE DETAILS

VEHICLE TYPE:	4AS SKELETAL	CERT #:	JH201202
YEAR:	2020	CALCULATION #:	TP52175
MAKE:	DOMETT	REGO #:	N/A
MODEL:	D5002	LT400 #:	770208
CHASSIS #:	2015	ORDER #:	7743
VIN #:	7A9D50027L2023015		
GVM: <i>t</i>	42	PRIME MOVER:	UNKNOWN
LOAD CONFIGURATION:	UNIFORM DENSITY		
GROUP RATINGS: <i>t</i>	FRONT	REAR	
	16	26	
WHEEL BASE: <i>m</i>	9.2		
	UNLADEN COG <i>m</i>	MAX HEIGHT <i>m</i>	HEIGHT DECK <i>m</i>
	0.634	4.3	1.298
COG: <i>m</i>	2.466		
TARE: <i>t</i>	FRONT	REAR	TOTAL
	1	4	5
TYRE SIZE:		REAR	
		355 50 R22.5	
ROLLING CIRCUMFERENCE: <i>mm</i>		2860	
AXLE SPACING: <i>m</i>		4	

BRAKE & AXLE DETAILS

	MAKE	MODEL	TEST REPORT
AXLE:	SAF	SAF-BI9	TDB0678
STEER AXLE[S]:	YES	POLE WHEEL:	90
LINING MATERIAL:	JURID 539	BRAKE FACTOR:	23.03
SENSED AXLES:	# 2 + # 4	NOTES:	
SERIAL NUMBERS:	1		NG-IU25-BI9
	2		NG-IU25-BI9
	3		NG-IU25-BI9
	4		NG-IU25-BIL9

CHAMBER AND VALVING DETAILS

CHAMBERS:	AXLE 1 & 2	AXLE 3 & 4	
BRAND:	TSE_CHAMBERS	TSE_CHAMBERS	
SIZE:	1416HTLD	14HSCLD	
STROKE: <i>mm</i>	64	64	
TEST REPORT #:	BC0143.0	BZ 122.1 Sep '00	
SPRINGBRAKE FORCE: <i>kN</i>	6.16	N/A	
HOLDOFF PRESSURE: <i>Bar</i>	4.5	N/A	
FOUNDATION BRAKE:	WABCO PAN19	WABCO PAN19	
LEVER LENGTH: <i>mm</i>	69	69	
BRAKE VALVES:	MAKE:	PART NUMBER:	PM PRESS. <i>kPa</i>
ECU PART #:	WABCO	480 102 08. 0 (MV)	70 kPa
3RD MODULATOR #:	WABCO	480 207 202 0 (12V)	70 kPa
ANTI-COMPOUNDING:	YES		
SPRING BRAKE RELAY:	WABCO_PREV	971 002 900 0	
YARD RELEASE VALVE:	WABCO-PREV	971 002 900 0	
INLINE RELAY FITTED:	N/A	N/A	

ECU DIRECTION:

FRONT

REAR

SUBSYSTEMS:

SMARTBOARD

OPTI-LINK

CAN ROUTER 446 122 050 0

ELEX 446 122 070 0

TAILGUARD

Page 2

SUSPENSION

	REAR
SUSPENSION TYPE:	ELECTRONIC
MAKE:	SAF_AIRSPRING
MODEL:	SAF_INTRA
BELLOW SIZE:	2619, 300mm
HEIGHT CONTROL VALVE:	441 050 100 0
OTHER VALVES:	463 090 500 0 (eTASC)
RIDE HEIGHT <i>mm</i> :	250
HANGER HEIGHT <i>mm</i> :	200
PEDESTAL HEIGHT <i>mm</i> :	5
LIFTAXLE:	4TH AXLE
DUMP SWITCH:	N/A
LIFTAXLE VALVE:	463 084 050 0 (12v)

AIR TANKS

AIR TANKS STANDARD:	SAE J10A / EN286-2
	REAR
BRAKE TANK SIZE: L	46 + 46
AUXILLARY TANK SIZE: L	46
PRESSURE PROTECTION:	WABCO PEM: 461 513 002 0

AIR LINES

TEST POINTS:	
CONTROL LINE:	x1
FIXED AXLE CHAMBERS:	x2
STEER AXLE CHAMBERS:	x1

DUOMATIC COLOUR CODED:

YES

TANK:

X 1

ELECTRONIC HEIGHT SENSOR CALIBRATION

	TIMER TICKS [F/R]	MILLIMETRE mm [F / R]
UPPER LEVEL:	1376	330
NORMAL LEVEL:	1313	250
LOWER LEVEL:	1286	215

CHECKS AT COMMISSION OF VEHICLE

CHAMBER BUNGS REMOVED:

VALVE MOUNTING:

ECU BLANKING PLUGS CHECKED:

DUOMATIC DRILLED:

RESPONSE TIME:

MODULATOR 2.1

MODULATOR 2.2

RELAY VALVE

ms:

245

260

255

NOTES AND SPECIAL CONDITIONS

REASON FOR CERTIFICATION: NEW TRAILER

I UNDERSTAND AND DECLARE THAT I AM THE CERTIFIER IDENTIFIED BELOW AND HOLD A CURRENT VALID APPOINTMENT. I CERTIFY THAT AT THE TIME OF INSPECTION THE ABOVE MENTIONED VEHICLE COMPONENT DESIGN AND THIS CERTIFICATION COMPLIES IN ALL RESPECTS WITH THE LAND TRANSPORT RULE VEHICLE STANDARDS COMPLIANCE 2002 AND MY DEED OF APPOINTMENT. TO THE BEST OF MY KNOWLEDGE THE INFORMATION CONTAINED IN THIS CERTIFICATE IS TRUE AND CORRECT.

NEW ZEALAND HEAVY VEHICLE BRAKE RULE 32015/5, SCHEDULE 5.

DATE:

15/12/2020

SIGNED:

CERTIFIER NAME & ID:

CHRIS CLARKE

CJC

SODC BY:

JOHN HIRST

JEH

PHONE (BUS):

09-980-7300

FAX:

POSTAL ADDRESS:

P.O. Box 98-971, Manukau 2241
New Zealand