

Heavy vehicle specialist inspector's or manufacturing inspecting organisation's name (PRINT IN CAPS) **CHRIS CLARKE** ID **CJC**

Plate number (optional) **7A9E20010M2023072** VIN/chassis number

Make **DOMETT** Component being certified: Chassis Load anchorage
 Model (optional) **E2001 PH** Log bolsters Towing connection Brakes
 Certification category **HVEK** SRT PSV stability PSV rollover
 Swept path PBS

Description of work
 CERTIFY TO SCHEDULE 5 OF LTR 32015/5: NZ HEAVY VEHICLE BRAKE SPECIFICATION.
 CARRY OUT BRAKE CALCULATIONS, INSPECTION AND ECU END OF LINE PROTOCOL.
 5AFT CURTAINSIDE **RSS ON TYRE: 265 70 R19.5**
 FOR SYSTEM ARCHITECTURE, PLEASE REFER TO PDS WORKSHEET & SCHEMATIC.
REASON FOR CERTIFICATION: NEW TRAILER BUILD

Code/standard/rule certified to **LTR 32015/5** Component load rating(s) **32 Tonnes GVM**
 General drawing number(s) **N/A** **16 Tonne (Front brake mass)**
19 Tonne (Rear brake mass)


Supporting documents
BRAKE RULE CERTIFICATE JH210414
BRAKE CALCULATION # TP52261

Special conditions (optional)
WARNING LAMP MUST ILLUMINATE WHEN IGNITION IS SWITCHED ON & THEN
EXTINGUISH IMMEDIATELY OR WHEN VEHICLE SPEED EXCEEDS 7 KM/H

Certification expiry date (if applicable) **N/A [UNLESS MODIFIED]** or Hubodometer reading (whichever comes first)

Declaration

I the undersigned, declare that I am the heavy vehicle specialist inspector identified and I hold a current valid appointment. I certify that the above mentioned vehicle component's design, manufacture and installation, and this certification complies in all respects with the Land Transport Rule: Vehicle Standards Compliance 2002 and my appointment. To the best of my knowledge the information contained in the certificate is true and correct.

Designer's ID (if different from inspector below) **JOHN HIRST JEH**
 Inspector's signature 
 Inspector's name (PRINT IN CAPS) **CHRIS CLARKE** ID number **CJC**
 Date **13-Apr-21** Number **776949**

CoF vehicle inspector ID (if applicable) CoF vehicle inspector signature (if applicable) Date

All fields are mandatory unless otherwise stated.


WABCO START-UP LOG

System	Trailer EBS-E	WABCO part number	480 102 084 0
Production date	2020-09-12	Serial number	437009464300B
Serial number (modulator)	000000503897		
Fingerprint Customer EOL / Customer Development / Flash Program	W503643 / 2021-04-15 ; 00000000 / 0000-00-00 ; 00000000 / 0000-00-00		

WABCO

TRAILER EBS-E

GGVS/ADR TUEH TB 2007 - 019.00
361 071 04


HERSTELLER MANUFACTURER CONSTRUCTEUR	DOMETT TRAILERS			GIO	Pin1	Pin3	Pin4
TYPE TYPE	5AFT CURTAINSIDE			1	24V-O1	---	---
VEHICLE IDENT. NUMBER CHASSIS NUMBER NUMERO DE CHASSIS	7A9E20010M2023072			2	---	---	---
BREMSEBERECHNUNGS-NR. BRAKE CALCULATION NO. CALCUL DE FREINAGE NO.	TP52261A			3	ALS2	ALS2	---
POLRADZAHNEZAHL c-d e-f POLE WHEEL TEETH c-d e-f DENTS ROUE DENTÉE c-d e-f	90	90	ABS-System ABS-System Système ABS	4	---	---	---
			4S/3M	5	DIAG	DIAG	DIAG
RSS RSS RSS	Einfachbereifung Single Tire Monte simple		Lenkachse Steering axle Essieu vireur	6	---	---	---
	Zwillingsbereifung Twin Tire Monte jumelle	X	Kippkritisches Fahrzeug Critical Trailer Vehicule critique	7	---	---	---
Subsystems	SB	I/O	24N				

ACHSE AXLE ESSEU	6.5			0.8			2.0			6.5			(bar)		
	pm (bar)	6.5	pm (bar)	0.8	2.0	---	6.5					1.0	Pz		
1	1650	0.6	1.8	8000	4.7	0.4	1.4	---	6.6	-	20	66	74	474	4549
2	1650	0.6	1.8	8000	4.7	0.4	1.4	---	6.6	-	20	66	74	474	4549
3	1300	0.4	1.5	6350	3.6	0.5	1.6	---	4.8	-	16 / 24	65	74	384	2696
4	1300	0.4	1.5	6350	3.6	0.5	1.6	---	4.8	-	16 / 24	65	74	384	2696
5	1300	0.4	1.5	6350	3.6	0.5	1.6	---	4.8	-	16	65	74	384	2696

TEBS-E

Diagnostic memory	OK	Warning lamp control	OK
Parameter setting	carried out	Stop light supply	OK
EBS pressure test	OK	Lifting axle test	Not tested
Redundancy test	OK	ECAS height sensor calibration	Not tested
ABS sensor assignment	OK	Height sensor axle load	Not tested
RTR test	Not tested	Leak test	Not tested
Immobilizer test	Not tested	Signal outputs	Not tested
Signal inputs	Not tested	Tag axle test	Not tested

Electronic Extension Module

Diagnostic memory	Not tested	Signal outputs	Not tested
TailGUARDlight	Not tested	TailGUARD	Not tested
Manufacturer	DOMETT TRAILERS	Vehicle ident. no	7A9E20010M2023072
Vehicle type	5AFT CURTAINSIDE	Odometer reading	0.0 km
next Service	0 km	Trip reading	0.0 km
Tester	Chris Clarke		
Date	2021-04-15 8:10:47 AM		

trailer (full, semi-, centre-axle) with air brake system acc. to UN/ECE-R.13.11

distribution: DOMETT TRAILERS
 7A9E20010M2023072
 SoDC: JH210414
 LT400: CJC 776949

please note!

This brake calculation is made under consideration of
 -the legal precriptions mentioned above in the version valid
 at the time of making the program (V6.18.07.12).
 -the functional characteristics of our products
 as well as the data of the brake out of the test
 approvals of the axle manufacturers, and
 -the other vehicle data included in the brake calculation.
 Please check whether these data correspond to the actual vehicle data.
 Our conditions of delivery apply (particularly section 9.0).
 In any case we commend to do a braking harmonisation!
 WABCOBrake V6.18.07.12 db 31.08.2018

vehicle manufacturer: DOMETT TRAILERS
 trailer model : 5AFT CURTAINSIDE
 trailer type : 5-axle-full-trailer
 remarks : air / hydraulic / VA suspension
 WABCO TRAILER - EBS E
 TRISTOP 3+4: 16/24
 265/70 R 19,5
 THE FRONT CHAMBERS ARE HALDEX T.20 [125 200 ..]

axle 1 + 2 + 3 + 4 + 5 : Assali Stefen, K, 361-071-04 ECE Re 432,

		unladen	laden
total mass	P in kg	7200	35050
axle 1	P1 in kg	1650	8000
axle 2	P2 in kg	1650	8000
axle 3	P3 in kg	1300	6350
axle 4	P4 in kg	1300	6350
axle 5	P5 in kg	1300	6350
wheel base	E in mm	6600 - 6650	
centre of gravity height	h in mm	1080	2100

	axle 1	axle 2	axle 3	axle 4	axle 5
no. of combined axles	1	1	1	1	1
no. of brake chambers per axle line	2	2	2	2	2
The power output corresponds to	BZ 122.1	BZ 122.1BC	0165.2BC	0165.2BC	0169.2
brake chamber manufacturer	Meritor	Meritor	Haldex	Haldex	Haldex
chamber size	20.	20.	16/24	16/24	16"
lever length	74	74	74	74	74
brake factor	20.26	20.26	20.26	20.26	20.26
dyn. rolling radius	421	421	421	421	421
dyn. rolling radius	421	421	421	421	421
threshold torque	7.0	7.0	7.0	7.0	7.0

calculation:					
chamber pressure(rdyn min)pH at z=22,5%bar	2.4	2.4	2.2	2.2	2.2
chamber pressure(rdyn max)pH at z=22,5%bar	2.4	2.4	2.2	2.2	2.2
chamber press.(servo)pcha at pm6,5bar	6.6	6.6	4.8	4.8	4.8
piston force ThA at pm6,5bar	7687	7687	4573	4573	4573
brake force(rdyn min)T lad. at pm6,5bar	54861	54861	32519	32519	32519
brake force(rdyn max)T lad. at pm6,5bar	54861	54861	32519	32519	32519
Brake force incl. 1 % rolling resistance proportion	22.2	22.2	18.5	18.5	18.5

braking rate z laden 0.603 for rdyn min
 z = sum (TR)/PRmax 0.603 for rdyn max

Trailer may only be operated in combination with trucks/tractors with ISO 7638 supply (5 or 7 polar).

brake diagram :

maximum pressure: 8.5 bar

axle 1:

valve 1: 971 002 ... 0 WABCO
 EBS emergency valve

valve 2: 480 207 0.. 0 WABCO or 480 207 2.. 0
 EBS relay valve

brake cylinder: Meritor 20HSCLD65

axle 2:

valve 1: 971 002 ... 0 WABCO
 EBS emergency valve

valve 2: 480 207 0.. 0 WABCO or 480 207 2.. 0
 EBS relay valve

brake cylinder: Meritor 20HSCLD65

axle 3:

valve 1: 971 002 ... 0 WABCO
 EBS emergency valve

valve 2: 480 102 ... 0 WABCO
 EBS trailer modulator

brake cylinder: Haldex 135 1624 ... / 175 1624...

axle 4:

valve 1: 971 002 ... 0 WABCO
EBS emergency valve

valve 2: 480 102 ... 0 WABCO
EBS trailer modulator

brake cylinder: Haldex 135 1624 ... / 175 1624...

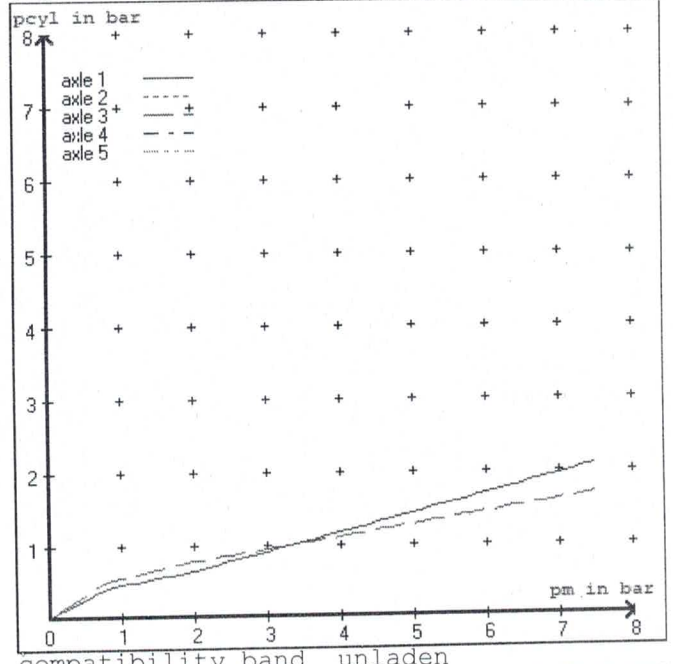
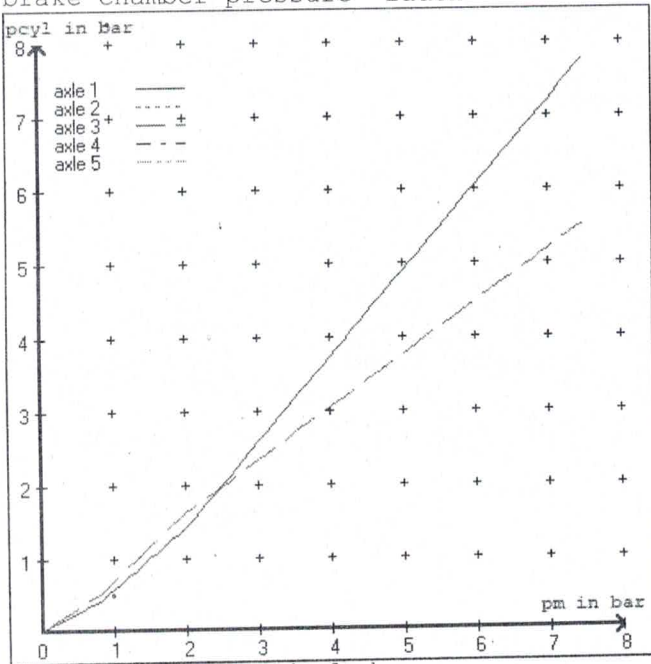
axle 5:

valve 1: 971 002 ... 0 WABCO
EBS emergency valve

valve 2: 480 102 ... 0 WABCO
EBS trailer modulator

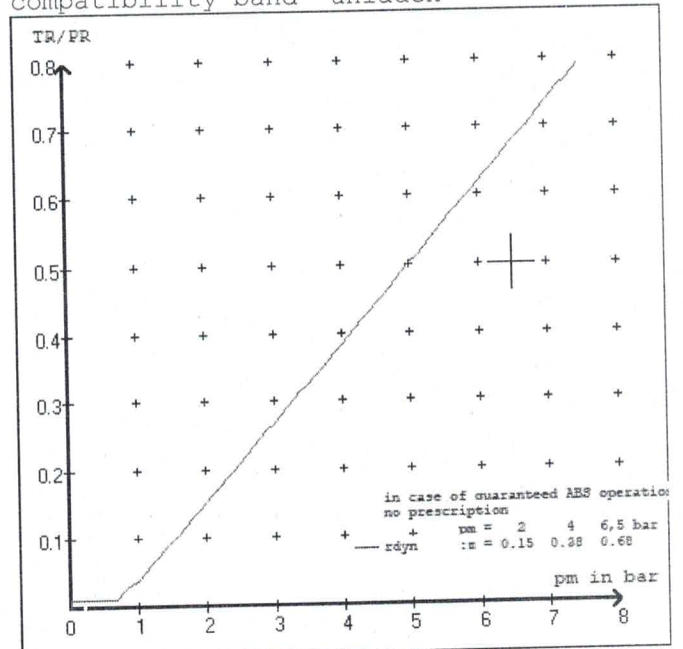
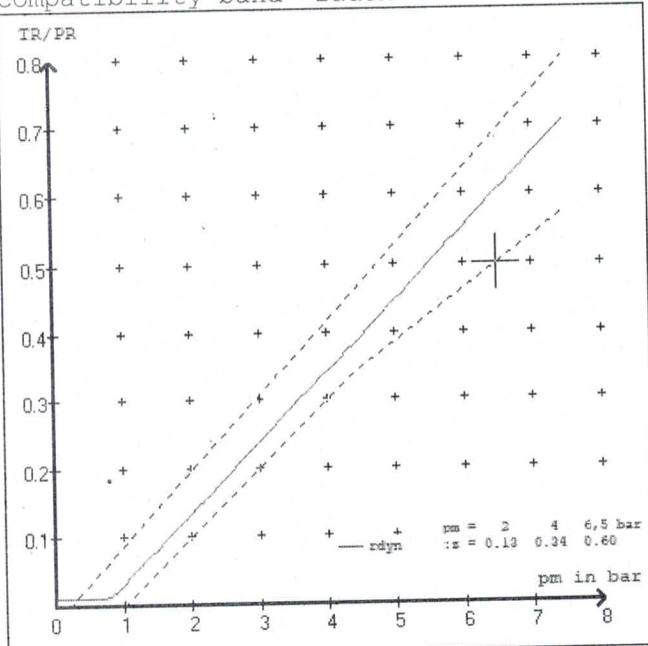
brake cylinder: Haldex 125 160 0.. - 125 160 5.. / 125 160 6.. - 125 160 9..

test type III (zIII = 0.30)	for rdyn min :	axle1	axle2	axle3	axle4	axle5	
at pm 3.6 bar =>	pcha in bar :	3.3	3.3	2.7	2.7	2.7	2.7
test type III (zIII = 0.06)	for rdyn min :	axle1	axle2	axle3	axle4	axle5	
at pm 1.3 bar =>	pcha in bar :	0.8	0.8	0.9	0.9	0.9	0.9



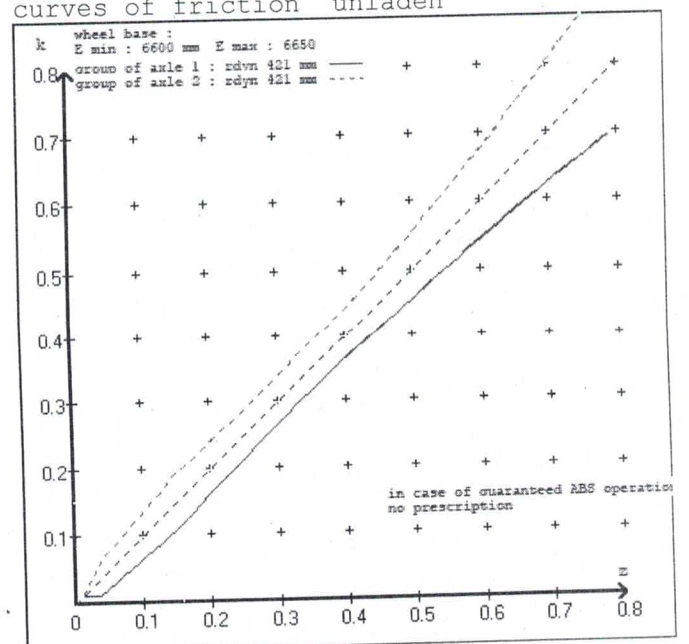
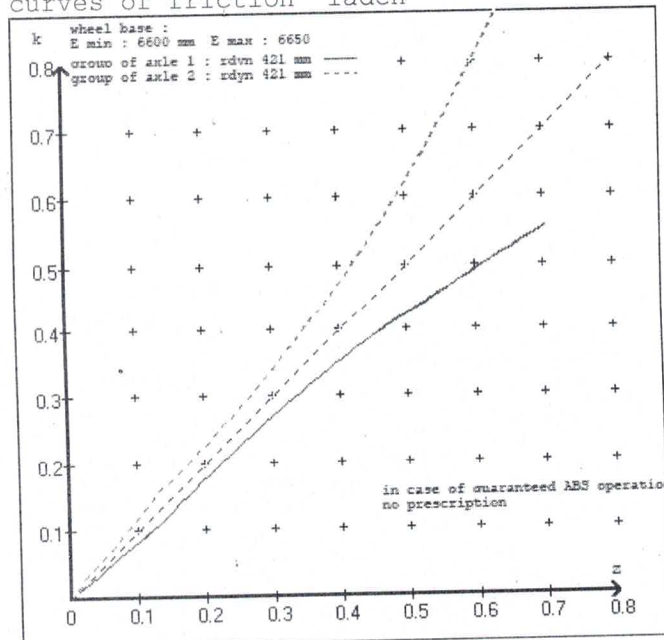
compatibility band laden

compatibility band unladen



curves of friction laden

curves of friction unladen



vehicle manufacturer: DOMETT TRAILERS
 trailer model : 5AFT CURTAINSIDE
 trailer type : 5-axle-full-trailer

brake chamber and lever length :

axle 1 : 2 x type/diameter 20. (Meritor) lever length 74 mm
 axle 2 : 2 x type/diameter 20. (Meritor) lever length 74 mm
 axle 3 : 2 x type/diameter 16/24 (Haldex) lever length 74 mm
 axle 4 : 2 x type/diameter 16/24 (Haldex) lever length 74 mm
 axle 5 : 2 x type/diameter 16" (Haldex) lever length 74 mm

brake diagram :

valve :

971 002 ... 0 WABCO EBS emergency valve
 480 207 0.. 0 WABCO EBS relay valve or 480 207 2.. 0
 480 102 ... 0 WABCO EBS trailer modulator

EBS input data

=====
 vehicle manufacturer: DOMETT TRAILERS
 trailer model : 5AFT CURTAINSIDE
 trailer type : 5-axle-full-trailer
 brake calculation no. : TP 52261A

tire circumference main axle : 2650 for rdyn max
 tire circumference auxiliary axle : 2650 for rdyn max

assignment pm / deceleration z: pm 0.8 bar z = 0.010
 (laden condition) 2.0 bar z = 0.134
 6.5 bar z = 0.600

control pressure pm			6,5	control pressure pm		0.8	2.0	6.5
axle	axle load unladen	bellow pr. unladen	brake pr. unladen	axle load laden	bellow pr. laden	brake pr. laden		
1	1650	to be	1.8	8000	to be	0.4	1.4	6.6
2	1650	entered by the vehicle manufact.	1.8	8000	entered by the vehicle manufact.	0.4	1.4	6.6
3	1300		1.5	6350		0.5	1.6	4.8
4	1300		1.5	6350		0.5	1.6	4.8
5	1300		1.5	6350		0.5	1.6	4.8

The unladen values indicated in the above table are values for the basic parameter set. Higher unladen axle loads and liftaxles are automatically recognized and do not require separate adjustment. The above unladen axle loads must not be fallen below.

=====

axle 1		axle 2		axle 3		axle 4		axle 5	
axle load	pcyl	axle load	pcyl	axle load	pcyl	axle load	pcyl	axle load	pcyl
1650	1.8	1650	1.8	1300	1.5	1300	1.5	1300	1.5
2150	2.2	2150	2.2	1800	1.8	1800	1.8	1800	1.8
2650	2.6	2650	2.6	2300	2.2	2300	2.2	2300	2.2
3150	2.9	3150	2.9	2800	2.5	2800	2.5	2800	2.5
3650	3.3	3650	3.3	3300	2.8	3300	2.8	3300	2.8
4150	3.7	4150	3.7	3800	3.1	3800	3.1	3800	3.1
4650	4.1	4650	4.1	4300	3.5	4300	3.5	4300	3.5
5150	4.4	5150	4.4	4800	3.8	4800	3.8	4800	3.8
8000	6.6	8000	6.6	6350	4.8	6350	4.8	6350	4.8

data sheet to ECE vehicle type-approval certificate concerning braking equipment: according to ECE R13 annex 11

axle 1 : reference axle: Assali StefTM or LM or LCen	brake lining: ROR 8616 AF (M13)
test report : 361-071-04 ECE Re 432	date : GA310709
axle 2 : reference axle: Assali StefTM or LM or LCen	brake lining: ROR 8616 AF (M13)
test report : 361-071-04 ECE Re 432	date : GA310709
axle 3 : reference axle: Assali StefTM or LM or LCen	brake lining: ROR 8616 AF (M13)
test report : 361-071-04 ECE Re 432	date : GA310709
axle 4 : reference axle: Assali StefTM or LM or LCen	brake lining: ROR 8616 AF (M13)
test report : 361-071-04 ECE Re 432	date : GA310709
axle 5 : reference axle: Assali StefTM or LM or LCen	brake lining: ROR 8616 AF (M13)
test report : 361-071-04 ECE Re 432	date : GA310709

calc. verific. of residual (hot) braking force type III
(item 4.2.1 of appendix 2 to annex 11)

axle 1 (rdyn 421 mm)	T = 23.6 % Fe
axle 2 (rdyn 421 mm)	T = 23.6 % Fe
axle 3 (rdyn 421 mm)	T = 16.1 % Fe
axle 4 (rdyn 421 mm)	T = 16.1 % Fe
axle 5 (rdyn 421 mm)	T = 16.1 % Fe

calculated actuator stroke in mm
(item 4.3.1.1 of appendix 2 to annex 11)

axle 1 (sp = 58 mm)	s = 38 mm
axle 2 (sp = 58 mm)	s = 38 mm
axle 3 (sp = 50 mm)	s = 38 mm
axle 4 (sp = 50 mm)	s = 38 mm
axle 5 (sp = 50 mm)	s = 38 mm

average thrust output in N at pm = 6,5 bar (however max. pcha = 7,0 bar)

axle1	ThA = 7687 N
axle2	ThA = 7687 N
axle3	ThA = 4573 N
axle4	ThA = 4573 N
axle5	ThA = 4573 N

calc. residual (hot) braking force in N
(item 4.3.1.4 of appendix 2 to annex 11)

axle 1 (rdyn 421 mm)	T = 47013 N
axle 2 (rdyn 421 mm)	T = 47013 N
axle 3 (rdyn 421 mm)	T = 27893 N
axle 4 (rdyn 421 mm)	T = 27893 N
axle 5 (rdyn 421 mm)	T = 27893 N

basic test	type III
of subject	(calculated)
trailer (E)	residual
	(hot)braking

braking rate of the vehicle (item 4.3.2 to appendix 2 to annex 11)	0.60	0.52
---	------	------

required braking rate (items 1.5.3 and 1.7.2 to annex 11)	>= 0,4 and >= 0,6*E (0.36)
--	-------------------------------

axle 1 (rdyn 421 mm)	T = 47013 N
axle 2 (rdyn 421 mm)	T = 47013 N
axle 3 (rdyn 421 mm)	T = 27893 N
axle 4 (rdyn 421 mm)	T = 27893 N
axle 5 (rdyn 421 mm)	T = 27893 N

basic test	type III
of subject	(calculated)
trailer (E)	residual
	(hot)braking

braking rate of the vehicle (item 4.3.2 to appendix 2 to annex 11)	0.60	0.52
---	------	------

required braking rate (items 1.5.3 and 1.7.2 to annex 11)	>= 0,4 and >= 0,6*E (0.36)
--	-------------------------------

spring parking brake

	axle 3	axle 4
no of TRISTOP-actuators per axle line KDZ	2	2
TRISTOP-actuator type	16/24	16/24
lever length lBh in mm	74	74
stat. tyre radius rstat max in mm	401	401
at a stroke of s in mm	30	30
min. force of spring brake TFZ in N	6003	6003
sp.brake chamber no Haldex	135 162	135 162
sp.brake chamber no Haldex	175 162	175 162
release pressure pLs in bar	5.2	5.2

calculation:

ratio until road	3.7388	3.7388
$iFb = lBh * \eta * C * rBt / (rBn * rstat)$ for rstat in mm	401	401
brake force of spring br. Tf in N	44180	44180
$Tf = (TFZ * KDZ - 2 * Co / lBh) * iFb$		
braking rate zf laden	0.267	
$zf = \sum (Tf) / P + 0,01$		

Test of the frictional connection required by the parking brake

minimum wheelbase/minimum supporting width min Ef necessary to fulfil the regulations

$$\min Ef = E * (1 - PR/P + zferf * h/E) / (1 - zferf / (fzul * nf/ng))$$

$$\min Ef = 5118 \text{ mm for } E = 6600 \text{ mm}$$

$$\min Ef = 5153 \text{ mm for } E = 6650 \text{ mm}$$

min Ef = minimum distance between front axle(s) (trailer) or support (semitraile) and the rear axle(s) (resultant of the bogie)

E = wheel base

fzul = 0.80 maximum permissible frictional connection required

zferf = 0.18 maximum required braking ratio of the parking brake

h = 2100 mm height of center of gravity - laden

PR = 19050 kg maximum bogie mass - laden

P = 35050 kg maximum total mass - laden

nf = 2 no. of axle(s) with TRISTOP spring brake actuators

ng = 3 no. of bogie axle(s)

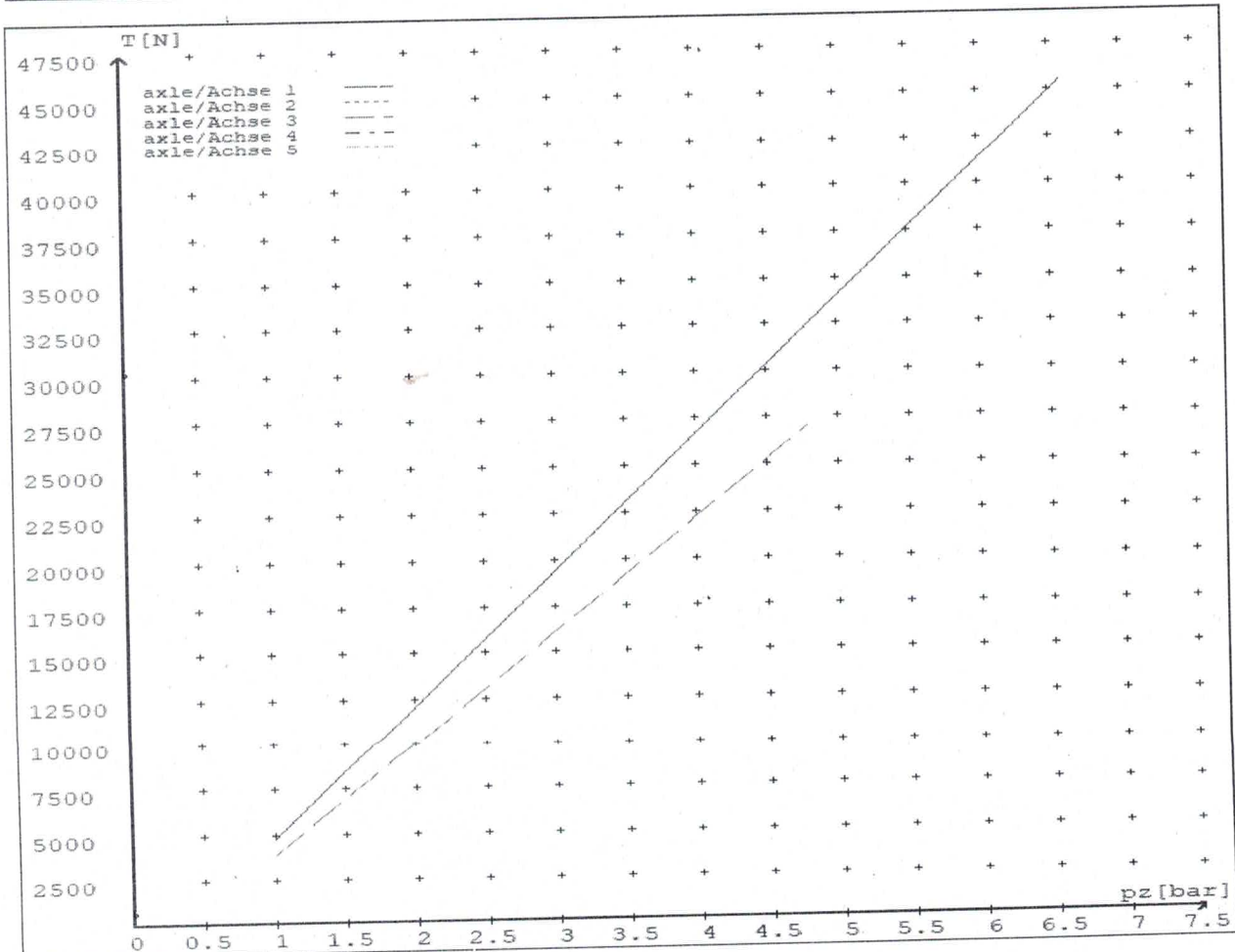
reference values

reference values for z = 50% for max rdyn: 421 mm

	pz [bar]	T [N]	T [N]
axle 1	1.0	4746	
	6.6	45490	
axle 2	1.0	4746	
	6.6	45490	
axle 3	1.0		3850
	4.8		26965
axle 4	1.0		3850
	4.8		26965
axle 5	1.0		3850
	4.8		26965

VIN - no.:

	Axle(s) / Achse(n)				
	20./	20./	16/24	16/24	16"/
brake cylinder type (service / parking) Bremszylinder Typ (Betrieb / Fest)	20./	20./	16/24	16/24	16"/
Maximum stroke smax = ...mm maximaler Hub smax =mm	65	65	65	65	65
Lever length =mm Hebellänge =mm	74	74	74	74	74





**NEW ZEALAND HEAVY VEHICLE BRAKE RULE 32015-5
WORKSHEET, PROCEDURE DOCUMENTATION SHEET
& CONFIRMATION OF COMPLIANCE**

CLIENT

MANUFACTURER:	DOMETT TRAILERS
ADDRESS:	TAURIKURA DRIVE, TAURANGA 3110
FLEET:	FITCHETT LINEHAUL

VEHICLE DETAILS

VEHICLE TYPE:	5AFT CURTAINSIDE	CERT #:	JH210414
YEAR:	2021	CALCULATION #:	TP52261
MAKE:	DOMETT	REGO #:	N/A
MODEL:	E2001 PH	LT400 #:	776949
CHASSIS #:	2072	ORDER #:	7895
VIN #:	7A9E20010M2023072		
GVM: t	32	PRIME MOVER:	EBS / EUROPEAN
LOAD CONFIGURATION:	MIXED FREIGHT		
GROUP RATINGS: t	FRONT	REAR	
	16	19	
WHEEL BASE: m	6.605		
	UNLADEN COG m	MAX HEIGHT m	HEIGHT DECK m
	1.08	4.3	1.09
COG: m	2.083		
	FRONT	REAR	TOTAL
TARE: t	3.3	3.9	7.2
TYRE SIZE:	FRONT	REAR	
	265 70 R19.5	265 70 R19.5	
ROLLING CIRCUMFERENCE: mm	2645	2645	
AXLE SPACING: m	1.31	2.7	

BRAKE & AXLE DETAILS

	MAKE	MODEL	TEST REPORT
AXLE:	ROR_ASSALI_STEFEN	ROR-CS9 I DISC	361-071-04
POLE WHEEL FRONT:	90	POLE WHEEL REAR:	90
LINING MATERIAL:	ROR 8616	BRAKE FACTOR:	20.26
SENSED AXLES:	2 + 4	NOTES:	
SERIAL NUMBERS:	1	N/A	ROR CS9L
	2	N/A	ROR CS9L
	3	N/A	ROR CS9L
	4	N/A	ROR CS9L
	5	N/A	ROR CS9L

CHAMBER AND VALVING DETAILS

CHAMBERS:	AXLE 1 & 2	AXLE 3 & 4	AXLE 5
BRAND:	HALDEX_CHAMBERS	HALDEX_CHAMBERS	HALDEX_CHAMBERS
SIZE:	20, (125 200)	1624 (135 1624)	16, (125 160)
STROKE: mm	66	65	65
TEST REPORT #:	BC0175.0	BC0165.0	BC0169.0
SPRINGBRAKE FORCE: kN	N/A	6.003	N/A
HOLDOFF PRESSURE: Bar	N/A	5.2	N/A
FOUNDATION BRAKE:	MERITOR	MERITOR	MERITOR
LEVER LENGTH: mm	74	74	74
BRAKE VALVES:	MAKE:	PART NUMBER:	PM PRESS. kPa
ECU PART #:	WABCO	480 102 08. 0 (MV)	80 kPa
3RD MODULATOR #:	WABCO	480 207 202 0 (12V)	80 kPa
ANTI-COMPOUNDING:	YES		
SPRING BRAKE RELAY:	WABCO_PREV	971 002 900 0	
YARD RELEASE VALVE:	WABCO-PREV	971 002 900 0	
INLINE RELAY FITTED:	N/A	N/A	
ECU DIRECTION:	<input checked="" type="checkbox"/> FRONT <input type="checkbox"/> REAR	FRONT FRICTION: μ	0.49
SUBSYSTEMS:	<input type="checkbox"/> SMARTBOARD	<input type="checkbox"/> OPTI-LINK	<input type="checkbox"/> CAN ROUTER 446 122 050 0
	<input type="checkbox"/> ELEX 446 122 070 0	<input type="checkbox"/> TAILGUARD	

SUSPENSION

	FRONT	REAR
SUSPENSION TYPE:	PNEUMATIC	PNEUMATIC
MAKE:	ROR_AIRSPRING	ROR_AIRSPRING
MODEL:	ROR_INTRA	ROR_INTRA
BELLOW SIZE:	CS9I	CS9I
HEIGHT CONTROL VALVE:	464 008 011 0	464 008 011 0
OTHER VALVES:	N/A	N/A
RIDE HEIGHT <i>mm</i> :	280	280
HANGER HEIGHT <i>mm</i> :	250	250
PEDESTAL HEIGHT <i>mm</i> :	75	75
LIFTAXLE:		N/A
TIPPING DUMP SWITCH:		N/A
LIFTAXLE VALVE:		N/A
PRESSURE LIMITING:		N/A

AIR TANKS

AIR TANKS STANDARD:	SAE J10A / EN286-2	
	FRONT	REAR
BRAKE TANK SIZE: <i>L</i>	46	46 + 25
AUXILLARY TANK SIZE: <i>L</i>	N/A	46
PRESSURE PROTECTION:	WABCO PEM: 461 513 002 0	

AIR LINES

TEST POINTS:			
CONTROL LINE:	X 1	TANK:	X 1
REAR CHAMBER:	X 2	FRONT CHAMBER:	X 1
DUOMATIC COLOUR CODED:	YES		

ELECTRONIC HEIGHT SENSOR CALIBRATION

	TIMER TICKS [F/R]	MILLIMETRE [F / R]
UPPER LEVEL:	N/A	N/A
NORMAL LEVEL:	N/A	N/A
LOWER LEVEL:	N/A	N/A

CHECKS AT COMMISSION OF VEHICLE

CHAMBER BUNGS REMOVED:	<input checked="" type="checkbox"/>	VALVE MOUNTING:	<input checked="" type="checkbox"/>
ECU BLANKING PLUGS CHECKED:	<input checked="" type="checkbox"/>		
RESPONSE TIME:	MODULATOR 2.1	MODULATOR 2.2	RELAY VALVE
ms:	195	200	370

NOTES AND SPECIAL CONDITIONS

FILES RECEIVED: 15.02.21

FILES CREATED: 01.04.21


FILES SENT TO CJC: 13.04.21

REASON FOR CERTIFICATION: NEW TRAILER BUILD

I UNDERSTAND AND DECLARE THAT I AM THE CERTIFIER IDENTIFIED BELOW AND HOLD A CURRENT VALID APPOINTMENT. I CERTIFY THAT AT THE TIME OF INSPECTION THE ABOVE MENTIONED VEHICLE COMPONENT DESIGN AND THIS CERTIFICATION COMPLIES IN ALL RESPECTS WITH THE LAND TRANSPORT RULE VEHICLE STANDARDS COMPLIANCE 2002 AND MY DEED OF APPOINTMENT. TO THE BEST OF MY KNOWLEDGE THE INFORMATION CONTAINED IN THIS CERTIFICATE IS TRUE AND CORRECT.

NEW ZEALAND HEAVY VEHICLE BRAKE RULE 32015/5, SCHEDULE 5.

DATE: 13/04/2021

SIGNED: 

CERTIFIER NAME & ID: CHRIS CLARKE CJC

SODC BY: JOHN HIRST JEH

PHONE (BUS): 09-980-7300

FAX:

POSTAL ADDRESS: P.O. Box 98-971, Manukau 2241
New Zealand