

Heavy vehicle specialist inspector's or manufacturing inspecting organisation's name (PRINT IN CAPS) **CHRIS CLARKE** ID **CJC**

Plate number (optional) _____ VIN/chassis number **7A9E25011M2023076**

Make **DOMETT** Component being certified: Chassis Load anchorage
 Model (optional) **E2501 H** Log bolsters Towing connection Brakes
 Certification category **HVEK** SRT PSV stability PSV rollover
 Swept path PBS

Description of work
 CERTIFY TO SCHEDULE 5 OF LTR 32015/5: NZ HEAVY VEHICLE BRAKE SPECIFICATION.
 CARRY OUT BRAKE CALCULATIONS, INSPECTION AND ECU END OF LINE PROTOCOL.
 5AFT LIVESTOCK **RSS ON TYRE: 215 75 R17.5**
 FOR SYSTEM ARCHITECTURE, PLEASE REFER TO PDS WORKSHEET & SCHEMATIC.
REASON FOR CERTIFICATION: NEW TRAILER BUILD

Code/standard/rule certified to **LTR 32015/5** Component load rating(s) **32 Tonnes GVM**
16 Tonne (Front brake mass)
19 Tonne (Rear brake mass)
 General drawing number(s) **N/A**

Supporting documents
BRAKE RULE CERTIFICATE JH210402
BRAKE CALCULATION # TP52172

Special conditions (optional)
WARNING LAMP MUST ILLUMINATE WHEN IGNITION IS SWITCHED ON & THEN
EXTINGUISH IMMEDIATELY OR WHEN VEHICLE SPEED EXCEEDS 7 KM/H

Certification expiry date (if applicable) **N/A [UNLESS MODIFIED]** or Hubodometer reading (whichever comes first)

Declaration

I the undersigned, declare that I am the heavy vehicle specialist inspector identified and I hold a current valid appointment. I certify that the above mentioned vehicle component's design, manufacture and installation, and this certification complies in all respects with the Land Transport Rule: Vehicle Standards Compliance 2002 and my appointment. To the best of my knowledge the information contained in the certificate is true and correct.

Designer's ID (if different from inspector below) **JOHN HIRST** **J E H**

Inspector's signature 

Inspector's name (PRINT IN CAPS) **CHRIS CLARKE** ID number **CJC**

Date **15-Apr-21** Number **776950**

CoF vehicle inspector ID (if applicable) _____ CoF vehicle inspector signature (if applicable) _____ Date _____

All fields are mandatory unless otherwise stated.

WABCO START-UP LOG

System	Trailer EBS-E	WABCO part number	480 102 084 0
Production date	2020-09-12	Serial number	437009484800C
Serial number (modulator)	000000503926		
Fingerprint Customer EOL / Customer Development / Flash Program	W503643 / 2021-04-15 ; 00000000 / 0000-00-00 ; 00000000 / 0000-00-00		

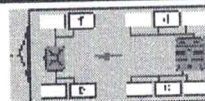
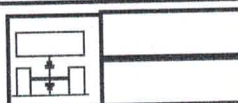
WABCO

TRAILER EBS-E

GGVS/ADR TUEH TB 2007 - 019.00
40.175.090

HERSTELLER MANUFACTURER CONSTRUCTEUR	DOMETT TRAILERS		
TYP TYPE TYPE	5AFT STOCK		
VEHICLE IDENT. NUMBER CHASSIS NUMBER NUMERO DE CHASSIS	7A9E25011M2023076		
BREMSBERECHNUNGS-NR. BRAKE CALCULATION NO. CALCUL DE FREINAGE NO.	TP52172A		
POLRADZAHNZAHL c-d e-f POLE WHEEL TEETH c-d e-f DENTS ROUE DENTEE c-d e-f	80	80	4S/3M
RSS RSS RSS	Einfachbereifung Single Tire Monte simple		Lenkachse Steering axle Essieu vireur
	Zwillingsbereifung Twin Tire Monte jumelle		Kippartiges Fahrzeug Critical Trailer Vehicule critique
Subsystems	SB	I/O	24N

GIO	Pin1	Pin3	Pin4
1	ALS2	ALS2	LS2
2	eTASC2	---	eTASC2
3	eTASC	---	eTASC
4	---	---	LS1
5	DIAG	DIAG	DIAG
6	---	---	---
7	ILS1	---	---



ACHSE AXLE ESSIEU	pm (bar)		6.5		pm (bar)		0.8		2.0		---		6.5		TYP TYPE	(mm)	(mm)	(bar)	
	+	-	+	-	+	-	+	-	+	-	+	-	+	-				1.0	Pz
1	2400	1.2	2.6	8000	5.1	0.4	1.4	---	6.7	-	20	65	69	480	4437			480	4437
2	2400	1.2	2.6	8000	5.1	0.4	1.4	---	6.7	-	20	65	69	480	4437			480	4437
3	1850	0.9	1.9	6350	4.0	0.3	1.5	---	5.1	-	14 / 16	64	69	459	2775			459	2775
4	1850	0.9	1.9	6350	4.0	0.3	1.5	---	5.1	-	14 / 16	64	69	459	2775			459	2775
5	1850	0.9	1.9	6350	4.0	0.3	1.5	---	5.1	1	14	64	69	459	2775			459	2775

TEBS-E

Diagnostic memory	OK	Warning lamp control	OK
Parameter setting	carried out	Stop light supply	OK
EBS pressure test	OK	Lifting axle test	Not tested
Redundancy test	OK	ECAS height sensor calibration	Not tested
ABS sensor assignment	OK	Height sensor axle load	Not tested
RTR test	Not tested	Leak test	Not tested
Immobilizer test	Not tested	Signal outputs	Not tested
Signal inputs	Not tested	Tag axle test	Not tested

Electronic Extension Module

Diagnostic memory	Not tested	Signal outputs	Not tested
TailGUARDlight	Not tested	TailGUARD	Not tested
Manufacturer	DOMETT TRAILERS	Vehicle ident. no	7A9E25011M2023076
Vehicle type	5AFT STOCK	Odometer reading	0.0 km
next Service	0 km	Trip reading	0.0 km
Tester	Chris Clarke	Signature	
Date	2021-04-15 11:37:30 AM		

trailer (full, semi-, centre-axle) with air brake system acc. to 71/320/EEC, last amended by 98/12/EC and 2006/96/EC

distribution: DOMETT TRAILERS
7A9E25011M2023076
SODC: JH210402
LT400: CJC 776950

please note!

This brake calculation is made under consideration of
-the legal precriptions mentioned above in the version valid at the time of making the program (V6.18.07.12).
-the functional characteristics of our products as well as the data of the brake out of the test approvals of the axle manufacturers, and
-the other vehicle data included in the brake calculation.
Please check whether these data correspond to the actual vehicle data.
Our conditions of delivery apply (particularly section 9.0).
In any case we commend to do a braking harmonisation!
WABCOBrake V6.18.07.12 db 31.08.2018

vehicle manufacturer: DOMETT TRAILERS
trailer model : 5AFT STOCK
trailer type : 5-axle-full-trailer
remarks : air / hydraulic / VA suspension
EC w.o.annexVII
WABCO TRAILER - EBS E
TRISTOP 3+4: T.14/24 [TSE1416HTLD64 ACTUALLY FITTED -
SEE PAGE 6 FOR PERFORMANCE DATA]
215/75 R 17,5 - 235/75 R 17,5

axle 1 + 2 + 3 + 4 + 5 : IMT, WABCO PAN-17, 361-037-08 ECE [40.195.090],

		unladen	laden
total mass	P in kg	10350	35050
axle 1	P1 in kg	2400	8000
axle 2	P2 in kg	2400	8000
axle 3	P3 in kg	1850	6350
axle 4	P4 in kg	1850	6350
axle 5	P5 in kg	1850	6350
wheel base	E in mm	7350 - 7450	
centre of gravity height	h in mm	1466	2255

	axle 1	axle 2	axle 3	axle 4	axle 5
no. of combined axles	1	1	1	1	1
no. of brake chambers per axle line	2	2	2	2	2
The power output corresponds to	BZ 122.1	BZ 122.1	BZ 119.6	BZ 119.6	BZ 122.1
brake chamber manufacturer	Meritor	Meritor	Meritor	Meritor	Meritor
chamber size	20.	20.	T.14/24	T.14/24	14.
lever length	69	69	69	69	69
brake factor	17.60	17.60	17.60	17.60	17.60
dyn. rolling radius	373	373	373	373	373
dyn. rolling radius	387	387	387	387	387
threshold torque	4.2	4.2	4.2	4.2	4.2

calculation:					
chamber pressure(rdyn min)pH at z=22,5%bar	2.6	2.6	2.3	2.3	2.3
chamber pressure(rdyn max)pH at z=22,5%bar	2.6	2.6	2.3	2.3	2.3
chamber press.(servo)pcha at pm6,5bar bar	6.7	6.7	5.1	5.1	5.1
piston force ThA at pm6,5bar N	7810	7810	4886	4886	4886
brake force(rdyn min)T lad. at pm6,5bar N	51541	51541	32228	32228	32228
brake force(rdyn max)T lad. at pm6,5bar N	49705	49705	31084	31084	31084
Brake force incl. 1 % rolling resistance proportion %	22.3	22.3	18.5	18.5	18.5

braking rate z laden 0.581 for rdyn min
z = sum (TR)/PRmax 0.560 for rdyn max

Trailer may only be operated in combination with trucks/tractors with ISO 7638 supply (5 or 7 polar).

brake diagram :

maximum pressure: 8.5 bar

axle 1:

valve 1: 480 207 0.. 0 WABCO or 480 207 2.. 0
 EBS relay valve

brake cylinder: Meritor 20HSCLD65

axle 2:

valve 1: 480 207 0.. 0 WABCO or 480 207 2.. 0
 EBS relay valve

brake cylinder: Meritor 20HSCLD65

axle 3:

valve 1: 480 102 0.. 0 WABCO
 EBS trailer modulator

brake cylinder: Meritor 1424HTLD64

axle 4:

valve 1: 480 102 0.. 0 WABCO
EBS trailer modulator

brake cylinder: Meritor 1424HTLD64

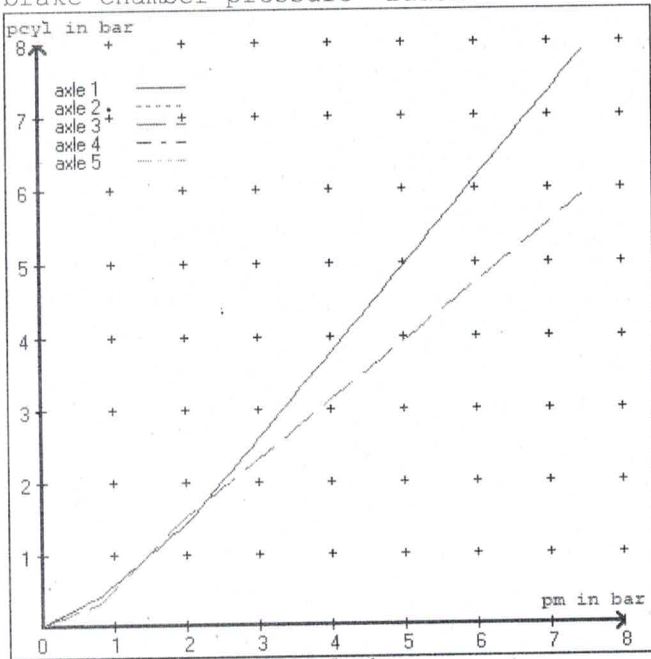
axle 5:

valve 1: 480 102 0.. 0 WABCO
EBS trailer modulator

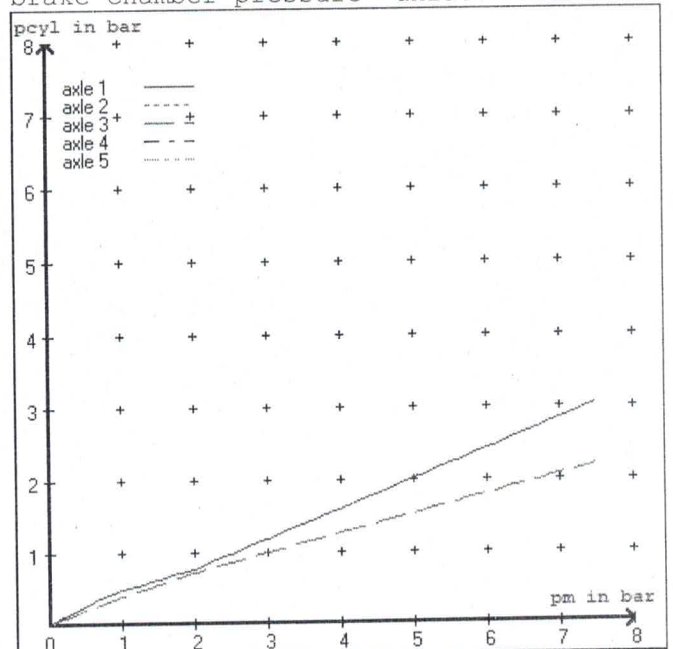
brake cylinder: Meritor 14HSCLD64

test type III (zIII = 0.30)	for rdyn min :	axle1	axle2	axle3	axle4	axle5	
at pm 3.7 bar =>	pcha in bar :	3.4	3.4	2.9	2.9	2.9	2.9
test type III (zIII = 0.06)	for rdyn min :	axle1	axle2	axle3	axle4	axle5	
at pm 1.3 bar =>	pcha in bar :	0.8	0.8	0.8	0.8	0.8	0.8

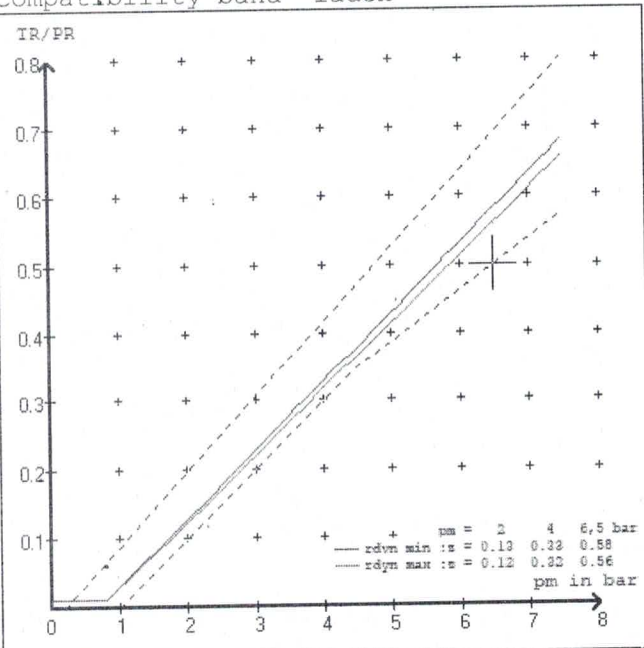
brake chamber pressure laden



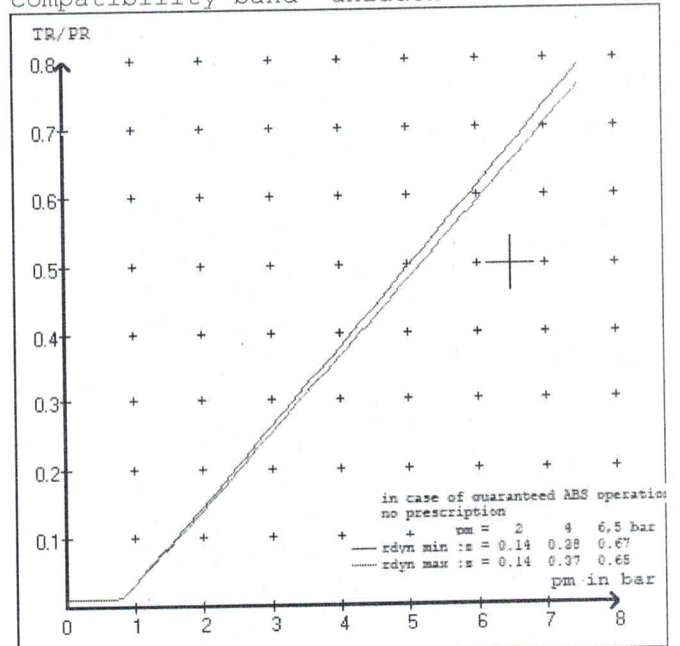
brake chamber pressure unladen



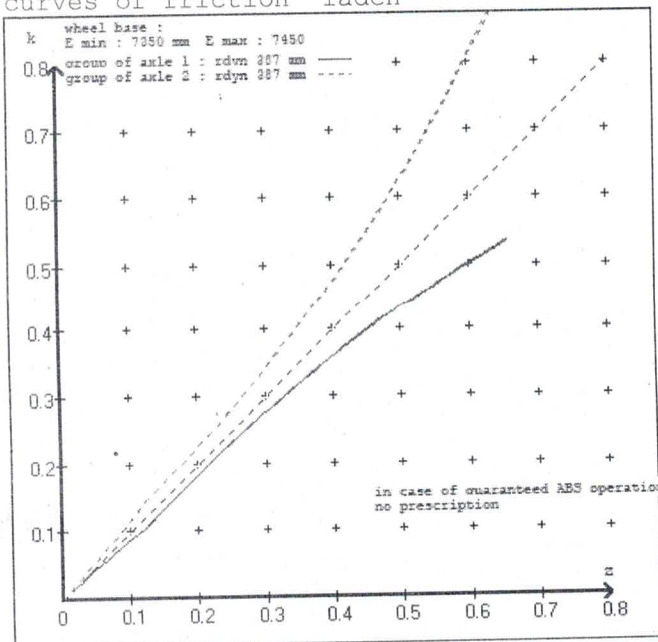
compatibility band laden



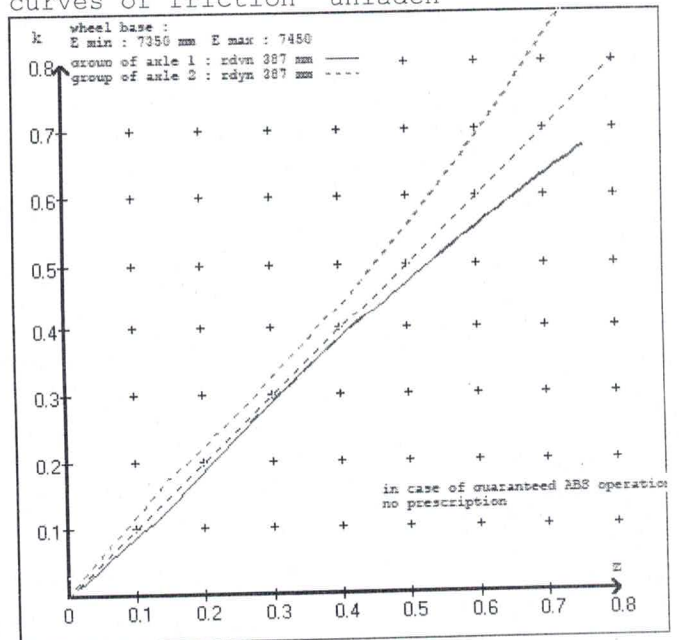
compatibility band unladen



curves of friction laden



curves of friction unladen



vehicle manufacturer: DOMETT TRAILERS
 trailer model : 5AFT STOCK
 trailer type : 5-axle-full-trailer

brake chamber and lever length :

axle 1 : 2 x type/diameter 20. (Meritor) lever length 69 mm
 axle 2 : 2 x type/diameter 20. (Meritor) lever length 69 mm
 axle 3 : 2 x type/diameter T.14/24 (Meritor) lever length 69 mm
 axle 4 : 2 x type/diameter T.14/24 (Meritor) lever length 69 mm
 axle 5 : 2 x type/diameter 14. (Meritor) lever length 69 mm

brake diagram :

valve :
 480 207 0.. 0 WABCO EBS relay valve or 480 207 2.. 0
 480 102 0.. 0 WABCO EBS trailer modulator

EBS input data

=====

vehicle manufacturer: DOMETT TRAILERS
 trailer model : 5AFT STOCK
 trailer type : 5-axle-full-trailer
 brake calculation no. : TP 52172A

tire circumference main axle : 2425 for rdyn max
 tire circumference auxiliary axle : 2425 for rdyn max

assignment pm / deceleration z: pm 0.8 bar z = 0.010
 (laden condition) 2.0 bar z = 0.128
 6.5 bar z = 0.570

control pressure pm			6,5	control pressure pm			0.8	2.0	6.5
axle	axle load unladen	bellow pr. unladen	brake pr. unladen	axle load laden	bellow pr. laden	brake pr. laden			
1	2400	to be	2.6	8000	to be	0.4	1.4	6.7	
2	2400	entered by the vehicle manufact.	2.6	8000	entered by the vehicle manufact.	0.4	1.4	6.7	
3	1850		1.9	6350		0.3	1.5	5.1	
4	1850		1.9	6350		0.3	1.5	5.1	
5	1850		1.9	6350		0.3	1.5	5.1	

The unladen values indicated in the above table are values for the basic parameter set. Higher unladen axle loads and liftaxles are automatically recognized and do not require separate adjustment. The above unladen axle loads must not be fallen below.

=====

axle 1		axle 2		axle 3		axle 4		axle 5	
axle load	pcyl	axle load	pcyl	axle load	pcyl	axle load	pcyl	axle load	pcyl
2400	2.6	2400	2.6	1850	1.9	1850	1.9	1850	1.9
2900	3.0	2900	3.0	2350	2.3	2350	2.3	2350	2.3
3400	3.3	3400	3.3	2850	2.6	2850	2.6	2850	2.6
3900	3.7	3900	3.7	3350	3.0	3350	3.0	3350	3.0
4400	4.1	4400	4.1	3850	3.3	3850	3.3	3850	3.3
4900	4.4	4900	4.4	4350	3.7	4350	3.7	4350	3.7
5400	4.8	5400	4.8	4850	4.0	4850	4.0	4850	4.0
5900	5.2	5900	5.2	5350	4.4	5350	4.4	5350	4.4
8000	6.7	8000	6.7	6350	5.1	6350	5.1	6350	5.1

spring parking brake

		<u>axle 3</u>	<u>axle 4</u>
no of TRISTOP-actuators per axle line KDZ		2	2
TRISTOP-actuator type		T.14/16	T.14/16
lever length	lBh in mm	69	69
stat. tyre radius	rstat max in mm	376	376
at a stroke of	s in mm	30	30
min. force of spring brake	TFZ in N	6160	6160
sp.brake chamber no Meritor.....		4	4
release pressure	pLs in bar	4.8	4.8

calculation:

ratio until road		3.2485	3.2485
$iFb = lBh * \eta * C * rBt / (rBn * rstat)$			
	for rstat in mm	376	376
brake force of spring br. Tf in N		41855	41855
$Tf = (TFZ * KDZ - 2 * Co / lBh) * iFb$			
braking rate	zf laden	0.253	
$zf = \text{sum}(Tf) / P + 0,01$			

Test of the frictional connection required by the parking brake

minimum wheelbase/minimum supporting width min Ef necessary
to fulfil the regulations

$$\text{min Ef} = E * (1 - PR/P + zferf * h/E) / (1 - zferf / (fzul * nf/ng))$$

min Ef = 5677 mm for E = 7350 mm

=====

min Ef = 5746 mm for E = 7450 mm

=====

min Ef = minimum distance between front axle(s) (trailer) or support (semitraile
and the rear axle(s) (resultant of the bogie)

E = wheel base

fzul = 0.80 maximum permissible frictional connection required

zferf = 0.18 maximum required braking ratio of the parking brake

h = 2255 mm height of center of gravity - laden

PR = 19050 kg maximum bogie mass - laden

P = 35050 kg maximum total mass - laden

nf = 2 no. of axle(s) with TRISTOP spring brake actuators

ng = 3 no. of bogie axle(s)


reference values

reference values for z = 50% for max rdyn: 387 mm

	pz [bar]	T [N]	T [N]
axle 1	1.0	4801	
	6.7	44379	
axle 2	1.0	4801	
	6.7	44379	
axle 3	1.0		4600
	5.1		27754
axle 4	1.0		4600
	5.1		27754
axle 5	1.0		4600
	5.1		27754

VIN - np.:

	Axle(s) / Achse(n)				
	20./	20./	T.14/24	T.14/24	14./
brake cylinder type (service / parking) Bremszylinder Typ (Betrieb / Fest)					
Maximum stroke s _{max} = ...mm maximaler Hub s _{max} =mm	65	65	64	64	64
Lever length =mm Hebellänge =mm	69.4	69.4	69.4	69.4	69.4



reference values for $z = 0.5$

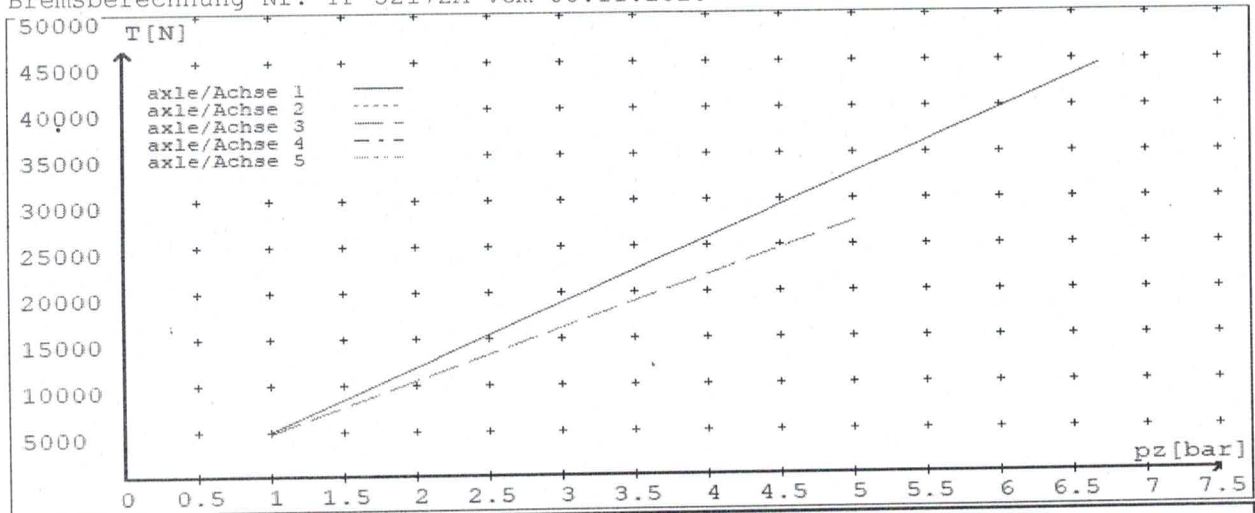
Angabe der Referenzwerte für $z = 0.5$

brake calculation no: TP 52172A date 08.11.2020

Bremsberechnung Nr: TP 52172A vom 08.11.2020

for max rdyn: 387 mm

für max rdyn: 387 mm



	Axle (s) / Achse (n)				
brake cylinder type (service / parking) Bremszylinder Typ (Betrieb / Fest)	20./	20./	T.14/24	T.14/24	14./
Maximum stroke smax = ...mm maximaler Hub smax = ...mm	65	65	64	64	64
Lever length = ...mm Hebellänge = ...mm	69.4	69.4	69.4	69.4	69.4



**NEW ZEALAND HEAVY VEHICLE BRAKE RULE 32015-5
WORKSHEET, PROCEDURE DOCUMENTATION SHEET
& CONFIRMATION OF COMPLIANCE**

CLIENT

MANUFACTURER:	DOMETT TRAILERS
ADDRESS:	TAURIKURA DRIVE, TAURANGA 3110
FLEET:	MIDLANDS TRANSPORT

VEHICLE DETAILS

VEHICLE TYPE:	5AFT LIVESTOCK	CERT #:	JH210402
YEAR:	2021	CALCULATION #:	TP52172
MAKE:	DOMETT	REGO #:	N/A
MODEL:	E2501 H	LT400 #:	776950
CHASSIS #:	2076	ORDER #:	7901
VIN #:	7A9E25011M2023076		
GVM: <i>t</i>	32	PRIME MOVER:	EBS / EUROPEAN
LOAD CONFIGURATION:	UNIFORM DENSITY		
GROUP RATINGS: <i>t</i>	FRONT	REAR	
	16	19	
WHEEL BASE: <i>m</i>	7.405		
	UNLADEN COG <i>m</i>	MAX HEIGHT <i>m</i>	HEIGHT DECK <i>m</i>
	1.466	4.3	0.96
COG: <i>m</i>	2.255		
	FRONT	REAR	TOTAL
TARE: <i>t</i>	4.8	5.5	10.3
	FRONT	REAR	
TYRE SIZE:	215 75 R17.5	215 75 R17.5	
ROLLING CIRCUMFERENCE: <i>mm</i>	2344	2344	
AXLE SPACING: <i>m</i>	1.31	2.51	

BRAKE & AXLE DETAILS

	MAKE	MODEL	TEST REPORT
AXLE:	IMT	PAN 17 DISC	WABCO
POLE WHEEL FRONT:	80	POLE WHEEL REAR:	80
LINING MATERIAL:	JURID 539	BRAKE FACTOR:	17.6
SENSED AXLES:	2 + 4	NOTES:	
SERIAL NUMBERS:	1	N/A	U24/2904E3
	2	N/A	U24/2904E3
	3	N/A	U24/2904E3
	4	N/A	U24/2904E3
	5	N/A	U24/2904E3

CHAMBER AND VALVING DETAILS

	AXLE 1 & 2	AXLE 3 & 4	AXLE 5
CHAMBERS:	TSE_CHAMBERS	TSE_CHAMBERS	TSE_CHAMBERS
BRAND:	20HSCLD	1416HTLD	14HSCLD
SIZE:	65	64	64
STROKE: mm	BC 0041.0 Jul '07	BC0143.0	BZ 122.1 Sep '00
TEST REPORT #:	N/A	6.16	N/A
SPRINGBRAKE FORCE: kN	N/A	4.8	N/A
HOLDOFF PRESSURE: Bar	WABCO PAN 17	WABCO PAN 17	WABCO PAN 17
FOUNDATION BRAKE:	69	69	69
LEVER LENGTH: mm	MAKE:	PART NUMBER:	PM PRESS. kPa
BRAKE VALVES:	WABCO	480 102 020 0 (12v)	80 kPa
ECU PART #:	WABCO	480 207 202 0 (12V)	80 kPa
3RD MODULATOR #:	YES		
ANTI-COMPOUNDING:	WABCO_PREV	971 002 900 0	
SPRING BRAKE RELAY:	WABCO-PREV	971 002 900 0	
YARD RELEASE VALVE:	N/A	N/A	
INLINE RELAY FITTED:			
ECU DIRECTION:	<input checked="" type="checkbox"/> FRONT	<input type="checkbox"/> REAR	FRONT FRICTION: μ 0.465
SUBSYSTEMS:	<input checked="" type="checkbox"/> SMARTBOARD	<input type="checkbox"/> OPTI-LINK	<input type="checkbox"/> CAN ROUTER 446 122 050 0
	<input type="checkbox"/> ELEX 446 122 070 0	<input type="checkbox"/> TAILGUARD	

SUSPENSION

	FRONT	REAR
SUSPENSION TYPE:	ELECTRONIC	ELECTRONIC
MAKE:	SAF_AIRSPRING	SAF_AIRSPRING
MODEL:	SAF_MODULAR	SAF_MODULAR
BELLOW SIZE:	2618, 300mm	2618, 300mm
HEIGHT CONTROL VALVE:	441 050 100 0	441 050 100 0
OTHER VALVES:	463 090 500 0 (eTASC)	463 090 500 0 (eTASC)
RIDE HEIGHT mm :	240	240
HANGER HEIGHT mm :	290	290
PEDESTAL HEIGHT mm :	40	40
LIFTAXLE:		5TH AXLE
TIPPING DUMP SWITCH:		N/A
LIFTAXLE VALVE:		463 084 050 0 (12v)
PRESSURE LIMITING:		N/A

AIR TANKS

AIR TANKS STANDARD:	SAE J10A / EN286-2	
	FRONT	REAR
BRAKE TANK SIZE: L	46	46 + 25
AUXILLARY TANK SIZE: L	N/A	46
PRESSURE PROTECTION:	WABCO PEM: 461 513 002 0	

AIR LINES

TEST POINTS:

CONTROL LINE:	X 1	TANK:	X 1
REAR CHAMBER:	X 2	FRONT CHAMBER:	X 1
DUOMATIC COLOUR CODED:	YES		

	TIMER TICKS [F/R]	MILLIMETRE [F / R]
UPPER LEVEL:		
NORMAL LEVEL:	240	240
LOWER LEVEL:		

CHECKS AT COMMISSION OF VEHICLE

CHAMBER BUNGS REMOVED:	<input checked="" type="checkbox"/>	VALVE MOUNTING:	<input checked="" type="checkbox"/>
ECU BLANKING PLUGS CHECKED:	<input checked="" type="checkbox"/>		
RESPONSE TIME:	MODULATOR 2.1	MODULATOR 2.2	RELAY VALVE
ms:	200	215	415

NOTES AND SPECIAL CONDITIONS

FILES RECEIVED 15.02.21


FILES CREATED AND SENT TO CJC: 01.04.2021

REASON FOR CERTIFICATION: NEW TRAILER

I UNDERSTAND AND DECLARE THAT I AM THE CERTIFIER IDENTIFIED BELOW AND HOLD A CURRENT VALID APPOINTMENT. I CERTIFY THAT AT THE TIME OF INSPECTION THE ABOVE MENTIONED VEHICLE COMPONENT DESIGN AND THIS CERTIFICATION COMPLIES IN ALL RESPECTS WITH THE LAND TRANSPORT RULE VEHICLE STANDARDS COMPLIANCE 2002 AND MY DEED OF APPOINTMENT. TO THE BEST OF MY KNOWLEDGE THE INFORMATION CONTAINED IN THIS CERTIFICATE IS TRUE AND CORRECT.

NEW ZEALAND HEAVY VEHICLE BRAKE RULE 32015/5, SCHEDULE 5.

DATE: 15/04/2021

SIGNED: 

CERTIFIER NAME & ID: CHRIS CLARKE CJC

SODC BY: JOHN HIRST JEH

PHONE (BUS): 09-980-7300

FAX:

POSTAL ADDRESS: P.O. Box 98-971, Manukau 2241
New Zealand

NOTICE TO VEHICLE OPERATOR

THIS VEHICLE HAS A BRAKE SYSTEM WHICH HAS BEEN DESIGNED AND FITTED IN ACCORDANCE WITH THE LAND TRANSPORT HEAVY VEHICLE BRAKE RULE 32015/5.

IF THIS VEHICLE IS OPERATED IN CONJUNCTION WITH NON-CERTIFIED VEHICLES, THERE MAY BE OPERATIONAL FACTORS WHICH NEED TO BE TAKEN INTO CONSIDERATION.

PLEASE REFER TO THE CERTIFIER FOR FURTHER INFORMATION.

EXCERPT FROM LAND TRANSPORT RULE; HEAVY-VEHICLE BRAKES RULE 32015/5. SECTION 10,

10.1 RESPONSIBILITIES OF OPERATORS

A person who operates a vehicle must ensure that the vehicle complies with this rule.

10.2 RESPONSIBILITIES OF REPAIRERS

A person who repairs or adjusts a brake must ensure that the repair or adjustment:

- a) does not prevent the vehicle from complying with this rule;
- b) complies with Land Transport Rule: Vehicle Repair 1998.

10.3 RESPONSIBILITIES OF MODIFIERS

A person who modifies a vehicle so as to affect the braking performance of the vehicle must:

- a) ensure that the modification does not prevent the vehicle from complying with this Rule; and
- b) notify the operator that the vehicle must be inspected and, if necessary, certified by person or organisation appointed to carry out specialist inspection and certification of heavy vehicle brakes.

IF YOU ARE UNSURE ABOUT YOUR RESPONSIBILITIES, PLEASE CONTACT THE VEHICLE MANUFACTURER, OR MYSELF.

COMPLAINTS. Complaints and Warranty issues which relate to Brake Certification will be acknowledged within 7 working days and a resolution proposed within 25 working days. Resolution of complaints and Warranty issues is subject to Transpecs Warranty policy. Customers have the right to appeal to the New Zealand Transport Authority if dissatisfied with a Compliance issue. (Refer NZTA Deed Of Appointment Para 47.4) NZTA Helpdesk 0800 699 000

(P.P.).....
(J.Hirst (JEH) HVEK)

NOTICE TO VEHICLE OPERATOR

This trailer is equipped with an Electronic Brake System.

To comply with the New Zealand Heavy Vehicle Brake Rule 32015/5, it must be used only in conjunction with a truck/tractor equipped with a 5 or 7 pin ABS/EBS power supply socket.

Failure to connect to such supply invalidates Brake Rule compliance.

The trailer ABS/EBS warning light on the towing vehicle dashboard must illuminate when the ignition is switched on and extinguish when the vehicle is in motion. If the light does not illuminate when ignition is switched on, the system must be checked. If the light remains illuminated when the vehicle is in motion, Brake Rule compliance is compromised. Repairs must be made as soon as possible.

If you are unsure of your responsibilities and/or obligations, please contact either the vehicle manufacturer or myself.


(p.p.)
J E Hirst
(JEH HVEK)
(09 980 7300)