

Heavy vehicle specialist inspector's or manufacturing inspecting organisation's name (PRINT IN CAPS)	ID
CHRIS CLARKE	CJC

Plate number (optional)	VIN/chassis number
	7A9D50020M2023083
Make	Component being certified:
DOMETT	<input type="checkbox"/> Chassis <input type="checkbox"/> Load anchorage
Model (optional)	<input type="checkbox"/> Log bolsters <input type="checkbox"/> Towing connection <input checked="" type="checkbox"/> Brakes
D5002	<input type="checkbox"/> SRT <input type="checkbox"/> PSV stability <input type="checkbox"/> PSV rollover
Certification category	<input type="checkbox"/> Swept path <input type="checkbox"/> PBS
HVEK	

Description of work

CERTIFY TO SCHEDULE 5 OF LTR 32015/5: NZ HEAVY VEHICLE BRAKE SPECIFICATION.
 CARRY OUT BRAKE CALCULATIONS, INSPECTION AND ECU END OF LINE PROTOCOL.
 4AS SKELETAL **RSS ON TYRE: 355 50 R22.5**
 FOR SYSTEM ARCHITECTURE, PLEASE REFER TO PDS WORKSHEET & SCHEMATIC.
REASON FOR CERTIFICATION: NEW TRAILER BUILD

Code/standard/rule certified to	Component load rating(s)
LTR 32015/5	42 Tonnes GVM
General drawing number(s)	26 Tonnes (Rear brake mass)
N/A	

Supporting documents

BRAKE RULE CERTIFICATE	JH210421
BRAKE CALCULATION #	TP52220

Special conditions (optional)

WARNING LAMP MUST ILLUMINATE WHEN IGNITION IS SWITCHED ON & THEN
 EXTINGUISH IMMEDIATELY OR WHEN VEHICLE SPEED EXCEEDS 7 KM/H

Certification expiry date (if applicable)	or	Hubodometer reading (whichever comes first)
N/A [UNLESS MODIFIED]		<input type="checkbox"/> <input type="checkbox"/> <input type="checkbox"/> <input type="checkbox"/> <input type="checkbox"/> <input type="checkbox"/> <input type="checkbox"/> <input type="checkbox"/>

Declaration

I the undersigned, declare that I am the heavy vehicle specialist inspector identified and I hold a current valid appointment. I certify that the above mentioned vehicle component's design, manufacture and installation, and this certification complies in all respects with the Land Transport Rule: Vehicle Standards Compliance 2002 and my appointment. To the best of my knowledge the information contained in the certificate is true and correct.

Designer's ID (if different from inspector below)

Inspector's signature

Inspector's name (PRINT IN CAPS) ID number

CHRIS CLARKE **CJC**

Date Number


21-Apr-21 **782526**

CoF vehicle inspector ID (if applicable)	CoF vehicle inspector signature (if applicable)	Date

All fields are mandatory unless otherwise stated.

WABCO START-UP LOG


System	Trailer EBS-E	WABCO part number	480 102 080 0
Production date	2021-03-01	Serial number	437010142200J
Serial number (modulator)	000000528685		
Fingerprint Customer EOL / Customer Development / Flash Program	W503643 / 2021-04-27 ; 00000000 / 0000-00-00 ; 00000000 / 0000-00-00		

WABCO		TRAILER EBS-E		GGVS/ADR TUEH TB 2007 - 019.00 TDB0678												
HERSTELLER MANUFACTURER CONSTRUCTEUR	DOMETT TRAILERS															
TYP TYPE TYPE	4AS SKELETAL															
VEHICLE IDENT. NUMBER CHASSIS NUMBER NUMERO DE CHASSIS	7A9D50020M2023083															
BREMSBERECHNUNGS-NR. BRAKE CALCULATION NO. CALCUL DE FREINAGE NO.	TP52220S															
POLRADZAHNEZAHL e-d e-f POLE WHEEL TEETH e-d e-f DENTS ROUE DENTEE e-d e-f	90	90	ABS-System ABS-System Système ABS	4S/3M												
RSS RSS RSS	Einfachbereifung Single Tire Monte simple		Lenkachse Steering axle Essieu directeur	X												
	Zwillingsbereifung Twin Tire Monte jumelée	X	Kippkritisches Fahrzeug Critical Trailer Vehicule critique													
Subsystems	SB	I/O	24N													
																
	pm (bar)		6.5	pm (bar)		0.7	2.0	---	6.5							
ACHSE AXLE ESSIEU									pz		TYP TYPE	(mm)	(mm)		(bar)	Pz
															1.0	
																TR (daN)
1	1000	0.3	1.6	6500	4.0	0.3	1.5	---	5.6	-	14 / 16	64	69		415	2869
2	1000	0.3	1.6	6500	4.0	0.3	1.5	---	5.6	-	14 / 16	64	69		415	2869
3	1000	0.3	1.6	6500	4.0	0.3	1.5	---	5.6	-	14	64	69		415	2869
4	1000	0.3	1.6	6500	4.0	0.3	1.5	---	5.6	-	14	64	69		415	2869
5	0	---	---	0	---	---	---	---	---	-	---	---	---		---	---

TEBS-E

Diagnostic memory	OK	Warning lamp control	OK
Parameter setting	carried out	Stop light supply	OK
EBS pressure test	OK	Lifting axle test	Not tested
Redundancy test	OK	ECAS height sensor calibration	Not tested
ABS sensor assignment	OK	Height sensor axle load	Not tested
RTR test	Not tested	Leak test	Not tested
Immobilizer test	Not tested	Signal outputs	Not tested
Signal inputs	Not tested	Tag axle test	Not tested

Electronic Extension Module

Diagnostic memory	Not tested	Signal outputs	Not tested
TailGUARDlight	Not tested	TailGUARD	Not tested
Manufacturer	DOMETT TRAILERS	Vehicle ident. no	7A9D50020M2023083
Vehicle type	4AS SKELETAL	Odometer reading	0.0 km
next Service	0 km	Trip reading	0.0 km
Tester	Chris Clarke	Signature 	
Date	2021-04-27 1:27:37 PM		

trailer (full, semi-, centre-axle) with air brake system acc. to UN/ECE-R.13.11

distribution: DOMETT TRAILERS
 7A9D50020M2023083
 SODC: JH210421
 LT400: CJC 782526

please note!

This brake calculation is made under consideration of
 -the legal prescriptions mentioned above in the version valid at the time of making the program (V6.18.07.12),
 -the functional characteristics of our products as well as the data of the brake out of the test approvals of the axle manufacturers, and
 -the other vehicle data included in the brake calculation.
 Please check whether these data correspond to the actual vehicle data.
 Our conditions of delivery apply (particularly section 9.0).
 In any case we commend to do a braking harmonisation!
 WABCOBrake V6.18.07.12 db 31.08.2018

vehicle manufacturer: DOMETT TRAILERS
 trailer model : 4AS SKELETAL
 trailer type : 4-axle-semi-trailer
 remarks : air / hydraulic / VA suspension
 WABCO TRAILER - EBS
 TRISTOP 1+2: T.14/24 [TSE1416HTLD64 ACTUALLY FITTED -
 SEE PAGE 7 FOR PERFORMANCE DATA]
 385/65 R 22,5

axle 1 + 2 + 3 + 4 : SAF, SBW 1937, TDB 0678 ECE,

		unladen		laden	
total mass	P in kg	5000	- 6000	42000	- 44000
king-pin	PS kg	1000	- 2000	16000	- 18000
axle 1	P1 in kg		1000		6500
axle 2	P2 in kg		1000		6500
axle 3	P3 in kg		1000		6500
axle 4	P4 in kg		1000		6500
total axle mass	PR in kg		4000		26000
wheel base	E in mm	9200	- 9910		
centre of gravity height	h in mm		700		2500
K-factor		Kv min	2.1888	Kc min	1.0161
K-factor		Kv max	2.2126	Kc max	1.0497

	axle 1	axle 2	axle 3	axle 4
no. of combined axles	1	1	1	1
no. of brake chambers per axle line KDZ	2	2	2	2
The power output corresponds to	BZ 119.6	BZ 119.6	BZ 122.1	BZ 122.1
brake chamber manufacturer	Meritor	Meritor	Meritor	Meritor
chamber size	T.14/24	T.14/24	14.	14.
lever length	lBh in mm	69	69	69
brake factor	[-]	23.03	23.03	23.03
dyn. rolling radius	rdyn min in mm	449	449	449
dyn. rolling radius	rdyn max in mm	449	449	449
threshold torque	Co Nm	6.0	6.0	6.0

calculation:

chamber pressure(rdyn min)pH at z=22,5%bar	2.2	2.2	2.2	2.2
chamber pressure(rdyn max)pH at z=22,5%bar	2.2	2.2	2.2	2.2
chamber press.(servo)pcha at pm6,5bar bar	5.6	5.6	5.6	5.6
piston force ThA at pm6,5bar N	5387	5387	5387	5387
brake force(rdyn min)T lad. at pm6,5bar N	38198	38198	38198	38198
brake force(rdyn max)T lad. at pm6,5bar N	38198	38198	38198	38198
Brake force incl. 1 % rolling resistance proportion %	25.0	25.0	25.0	25.0

braking rate z laden 0.599 for rdyn min
 z = sum (TR)/PRmax 0.599 for rdyn max

Trailer may only be operated in combination with trucks/tractors with ISO 7638 supply (5 or 7 polar).

brake diagram : 841 701 050 0

maximum pressure: 8.5 bar

axle 1:

valve 1: 971 002 ... 0 WABCO
EBS emergency valve

valve 2: 480 102 ... 0 WABCO
EBS trailer modulator

brake cylinder: Meritor 1424HTLD64

axle 2:

valve 1: 971 002 ... 0 WABCO
EBS emergency valve

valve 2: 480 102 ... 0 WABCO
EBS trailer modulator

brake cylinder: Meritor 1424HTLD64

axle 3:

valve 1: 971 002 ... 0 WABCO
EBS emergency valve

valve 2: 480 102 ... 0 WABCO
EBS trailer modulator

brake cylinder: Meritor 14HSCLD64

axle 4:

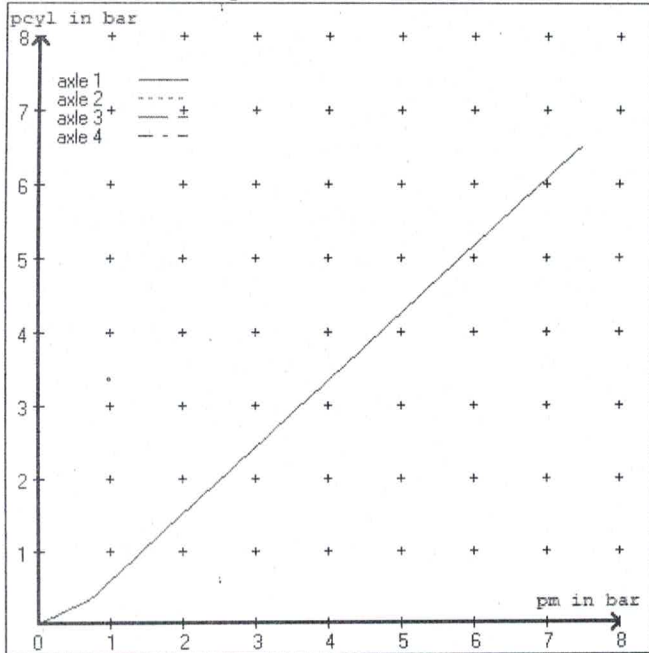
valve 1: 971 002 ... 0 WABCO
 EBS emergency valve

valve 2: 480 207 0.. 0 WABCO or 480 207 2.. 0
 EBS relay valve

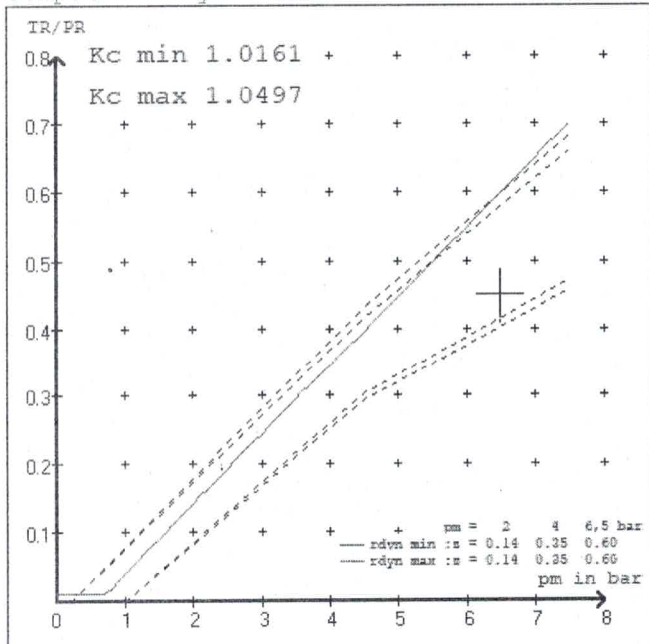
brake cylinder: Meritor 14HSCLD64

test type III	(zIII = 0.30)	for rdyn min :	axle1	axle2	axle3	axle4	
at pm	3.6 bar =>	pcha in bar :	2.9	2.9	2.9	2.9	
test type III	(zIII = 0.06)	for rdyn min :	axle1	axle2	axle3	axle4	
at pm	1.2 bar =>	pcha in bar :	0.8	0.8	0.8	0.8	

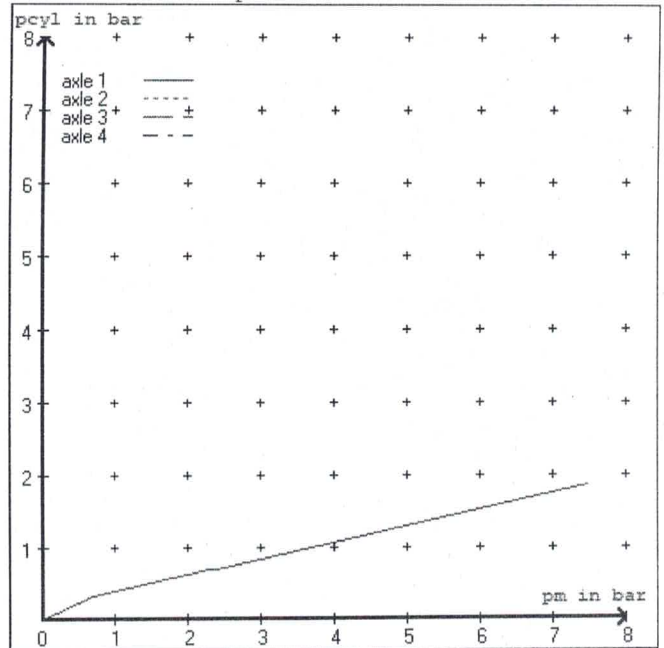
brake chamber pressure laden



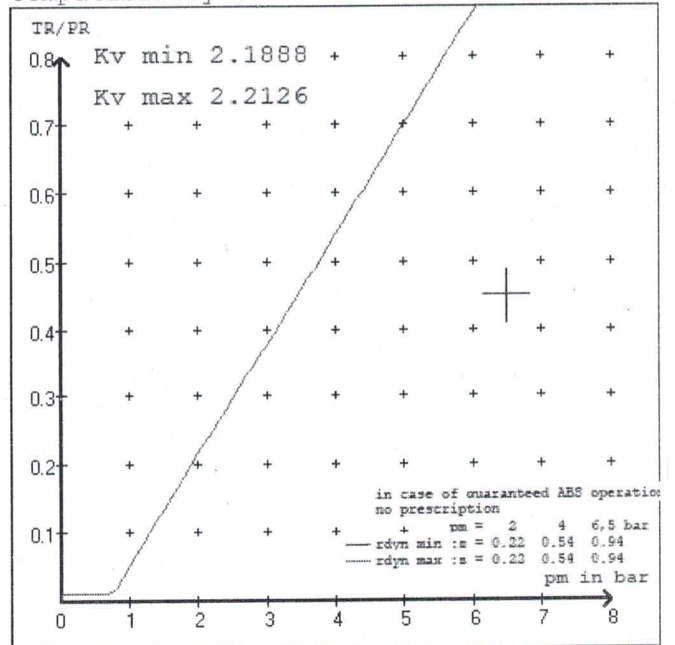
compatibility band laden



brake chamber pressure unladen



compatibility band unladen



vehicle manufacturer: DOMETT TRAILERS
 trailer model : 4AS SKELETAL
 trailer type : 4-axle-semi-trailer

brake chamber and lever length :

axle 1 : 2 x type/diameter T.14/24 (Meritor) lever length 69 mm
 axle 2 : 2 x type/diameter T.14/24 (Meritor) lever length 69 mm
 axle 3 : 2 x type/diameter 14. (Meritor) lever length 69 mm
 axle 4 : 2 x type/diameter 14. (Meritor) lever length 69 mm

brake diagram : 841 701 050 0

valve :

971 002 ... 0 WABCO EBS emergency valve
 480 102 ... 0 WABCO EBS trailer modulator
 480 207 0.. 0 WABCO EBS relay valve or 480 207 2.. 0

EBS input data

vehicle manufacturer: DOMETT TRAILERS
 trailer model : 4AS SKELETAL
 trailer type : 4-axle-semi-trailer
 brake calculation no. : TP 52220S

tire circumference main axle : 2825 for rdyn max
 tire circumference auxiliary axle : 2825 for rdyn max

assignment pm / deceleration z: pm 0.7 bar z = 0.010
 (laden condition) 2.0 bar z = 0.142
 6.5 bar z = 0.600

control pressure pm		6,5		control pressure pm		0.7	2.0	6.5
axle	axle load unladen	bellow pr. unladen	brake pr. unladen	axle load laden	bellow pr. laden	brake pr. laden		
1	1000	to be	1.6	6500	to be	0.3	1.5	5.6
2	1000	entered by the vehicle manufact.	1.6	6500	entered by the vehicle manufact.	0.3	1.5	5.6
3	1000		1.6	6500		0.3	1.5	5.6
4	1000		1.6	6500		0.3	1.5	5.6
5	0		0,0	0		0,0	0,0	0,0

The unladen values indicated in the above table are values for the basic parameter set. Higher unladen axle loads and liftaxles are automatically recognized and do not require separate adjustment. The above unladen axle loads must not be fallen below.

axle 1	axle 2	axle 3	axle 4
axle load pcy1	axle load pcy1	axle load pcy1	axle load pcy1
1000	1.6	1000	1.6
1500	2.0	1500	2.0
2000	2.3	2000	2.3
2500	2.7	2500	2.7
3000	3.1	3000	3.1
3500	3.4	3500	3.4
4000	3.8	4000	3.8
4500	4.1	4500	4.1
6500	5.6	6500	5.6

data sheet to ECE vehicle type-approval certificate concerning braking equipment: according to ECE R13 annex 11

axle 1 : reference axle: SAF	SBW 1937	brake lining: Jurid 539
test report :	TDB 0678 ECE	date : 20130927 27.09.2013
axle 2 : reference axle: SAF	SBW 1937	brake lining: Jurid 539
test report :	TDB 0678 ECE	date : 20130927 27.09.2013
axle 3 : reference axle: SAF	SBW 1937	brake lining: Jurid 539
test report :	TDB 0678 ECE	date : 20130927 27.09.2013
axle 4 : reference axle: SAF	SBW 1937	brake lining: Jurid 539
test report :	TDB 0678 ECE	date : 20130927 27.09.2013

calc. verific. of residual (hot) braking force type III
(item 4.2.1 of appendix 2 to annex 11)

axle 1	(rdyn 449 mm)	T = 19.1 % Fe
axle 2	(rdyn 449 mm)	T = 19.1 % Fe
axle 3	(rdyn 449 mm)	T = 19.1 % Fe
axle 4	(rdyn 449 mm)	T = 19.1 % Fe

calculated actuator stroke in mm
(item 4.3.1.1 of appendix 2 to annex 11)

axle 1	(sp = 56 mm)	s = 48 mm
axle 2	(sp = 56 mm)	s = 48 mm
axle 3	(sp = 56 mm)	s = 48 mm
axle 4	(sp = 56 mm)	s = 48 mm

average thrust output in N at pm = 6,5 bar (however max. pcha = 7,0 bar)

axle1	ThA = 5387 N
axle2	ThA = 5387 N
axle3	ThA = 5387 N
axle4	ThA = 5387 N

calc. residual (hot) braking force in N
(item 4.3.1.4 of appendix 2 to annex 11)

axle 1	(rdyn 449 mm)	T = 31242 N
axle 2	(rdyn 449 mm)	T = 31242 N
axle 3	(rdyn 449 mm)	T = 31242 N
axle 4	(rdyn 449 mm)	T = 31242 N

basic test	type III
of subject	(calculated)
trailer (E)	residual
	(hot)braking

braking rate of the vehicle (item 4.3.2 to appendix 2 to annex 11)	0.60	0.49
-----------------------------------------------------------------------	------	------

required braking rate (items 1.5.3 and 1.7.2 to annex 11)	>= 0,4 and
	>= 0,6*E (0.36)

axle 1	(rdyn 449 mm)	T = 31242 N
axle 2	(rdyn 449 mm)	T = 31242 N
axle 3	(rdyn 449 mm)	T = 31242 N
axle 4	(rdyn 449 mm)	T = 31242 N

basic test	type III
of subject	(calculated)
trailer (E)	residual
	(hot)braking

braking rate of the vehicle (item 4.3.2 to appendix 2 to annex 11)	0.60	0.49
-----------------------------------------------------------------------	------	------

required braking rate (items 1.5.3 and 1.7.2 to annex 11)	>= 0,4 and
	>= 0,6*E (0.36)

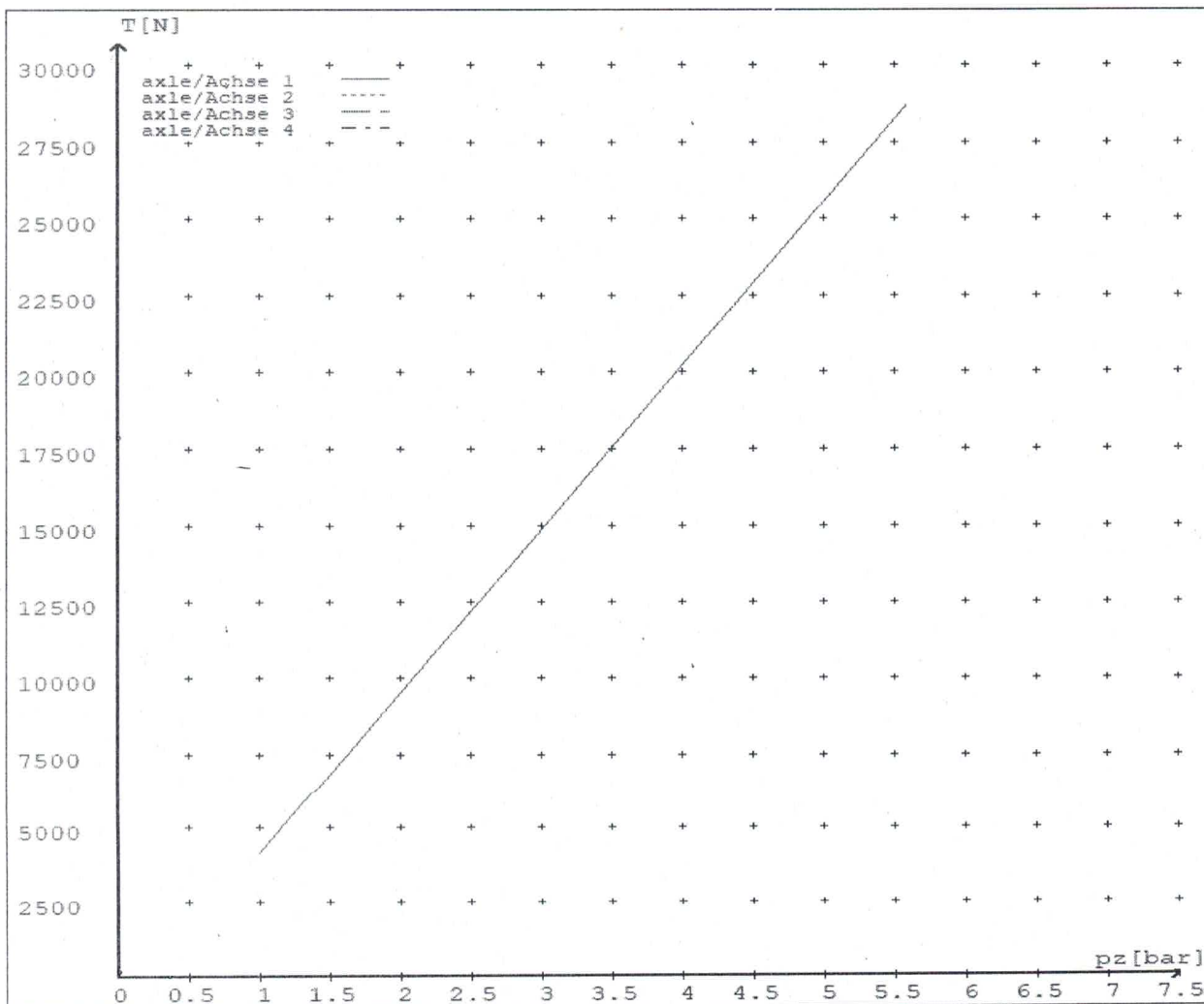
reference values

reference values for z = 45% for max rdyn: 449 mm

	pz [bar]	T [N]	T [N]
axle 1	1.0	4158	
	5.6	28697	
axle 2	1.0	4158	
	5.6	28697	
axle 3	1.0	4158	
	5.6	28697	
axle 4	1.0		4158
	5.6		28697

VIN - no.:

	Axle(s) / Achse(n)				
brake cylinder type (service / parking) Bremszylinder Typ (Betrieb / Fest)	T.14/24	T.14/24	14./	14./	/
Maximum stroke smax = ...mm maximaler Hub smax =mm	64	64	64	64	
Lever length =mm Hebellänge =mm	69.08	69.08	69.08	69.08	



NOTICE TO VEHICLE OPERATOR

THIS VEHICLE HAS A BRAKE SYSTEM WHICH HAS BEEN DESIGNED AND FITTED IN ACCORDANCE WITH THE LAND TRANSPORT HEAVY VEHICLE BRAKE RULE 32015/5.

IF THIS VEHICLE IS OPERATED IN CONJUNCTION WITH NON-CERTIFIED VEHICLES, THERE MAY BE OPERATIONAL FACTORS WHICH NEED TO BE TAKEN INTO CONSIDERATION.

PLEASE REFER TO THE CERTIFIER FOR FURTHER INFORMATION.

**EXCERPT FROM LAND TRANSPORT RULE; HEAVY-VEHICLE BRAKES
RULE 32015/5. SECTION 10,**

10.1 RESPONSIBILITIES OF OPERATORS

A person who operates a vehicle must ensure that the vehicle complies with this rule.

10.2 RESPONSIBILITIES OF REPAIRERS

A person who repairs or adjusts a brake must ensure that the repair or adjustment:

- a) does not prevent the vehicle from complying with this rule;
- b) complies with Land Transport Rule: Vehicle Repair 1998.

10.3 RESPONSIBILITIES OF MODIFIERS

A person who modifies a vehicle so as to affect the braking performance of the vehicle must:

- a) ensure that the modification does not prevent the vehicle from complying with this Rule; and
- b) notify the operator that the vehicle must be inspected and, if necessary, certified by person or organisation appointed to carry out specialist inspection and certification of heavy vehicle brakes.

IF YOU ARE UNSURE ABOUT YOUR RESPONSIBILITIES, PLEASE CONTACT THE VEHICLE MANUFACTURER, OR MYSELF.

COMPLAINTS. Complaints and Warranty issues which relate to Brake Certification will be acknowledged within 7 working days and a resolution proposed within 25 working days. Resolution of complaints and Warranty issues is subject to Transpecs Warranty policy. Customers have the right to appeal to the New Zealand Transport Authority if dissatisfied with a Compliance issue. (Refer NZTA Deed Of Appointment Para 47.4) NZTA Helpdesk 0800 699 000

(p.p.).....
(J.Hirst (J.H) HVEK)

NOTICE TO VEHICLE OPERATOR

This trailer is equipped with an Electronic Brake System.

To comply with the New Zealand Heavy Vehicle Brake Rule 32015/5, it must be used only in conjunction with a truck/tractor equipped with a 5 or 7 pin ABS/EBS power supply socket.

Failure to connect to such supply invalidates Brake Rule compliance.

The trailer ABS/EBS warning light on the towing vehicle dashboard must illuminate when the ignition is switched on and extinguish when the vehicle is in motion.

If the light does not illuminate when ignition is switched on, the system must be checked. If the light remains illuminated when the vehicle is in motion, Brake Rule compliance is compromised. Repairs must be made as soon as possible.

If you are unsure of your responsibilities and/or obligations, please contact either the vehicle manufacturer or myself.

(p.p.)
J E Hirst
(JEH HVEK)
(09 980 7300)

NOTICE TO VEHICLE OPERATOR


WABCO Park Release Emergency Valve
(PREV)

This trailer is equipped with a WABCO PREV
Part # 971 002 900 0

Application of the park brake via the cab control valve will actuate and apply all service brakes on the trailer. In the event of a leak in the service brake system the Spring Brakes will automatically override and hold the vehicle in compliance to Land Transport Rule: Heavy-vehicle Brakes Rule 32015/5.

When the vehicle is presented for COF the trailer park brake system is tested by pulling the red actuation knob on the PREV, situated mid way down the chassis rail. The cab control in the prime mover does not have to be applied for this test procedure.

If you are unsure of any aspect relating to this instruction please contact either the vehicle manufacturer or myself.


(p.p.)
J E Hirst
(JEH HVEK)
(09 980 7300)



**NEW ZEALAND HEAVY VEHICLE BRAKE RULE 32015-5
WORKSHEET, PROCEDURE DOCUMENTATION SHEET
& CONFIRMATION OF COMPLIANCE**

CLIENT

MANUFACTURER:	DOMETT TRAILERS
ADDRESS:	TAURIKURA DRIVE, TAURANGA 3110
FLEET:	TOXIC TRANSPORT LTD

VEHICLE DETAILS

VEHICLE TYPE:	4AS SKELETAL	CERT #:	JH210421
YEAR:	2021	CALCULATION #:	TP52220
MAKE:	DOMETT	REGO #:	N/A
MODEL:	D5002	LT400 #:	782526
CHASSIS #:	2083	ORDER #:	8061
VIN #:	7A9D50020M2023083		
GVM: t	42	PRIME MOVER:	UNKNOWN
LOAD CONFIGURATION:	UNIFORM DENSITY		
GROUP RATINGS: t	FRONT	REAR	
	16	26	
WHEEL BASE: m	9.2		
	UNLADEN COG m	MAX HEIGHT m	HEIGHT DECK m
	0.7	4.3	1.298
COG: m	2.468		
	FRONT	REAR	TOTAL
TARE: t	1.05	4.1	5.15
		REAR	
TYRE SIZE:	355 50 R22.5		
ROLLING CIRCUMFERENCE: mm	2860		
AXLE SPACING: m	4		

BRAKE & AXLE DETAILS

	MAKE	MODEL	TEST REPORT
AXLE:	SAF	SAF-BI9	TDB0678
STEER AXLE[S]:	YES	POLE WHEEL:	90
LINING MATERIAL:	JURID 539	BRAKE FACTOR:	23.03
SENSED AXLES:	# 2 + # 4	NOTES:	
SERIAL NUMBERS:	1		NG-IU25-BI9
	2		NG-IU25-BI9
	3		NG-IU25-BI9
	4		NG-IU25-BIL9

CHAMBER AND VALVING DETAILS

CHAMBERS:	AXLE 1 & 2	AXLE 3 & 4	
BRAND:	TSE_CHAMBERS	TSE_CHAMBERS	
SIZE:	1416HTLD	14HSCLD	
STROKE: mm	64	64	
TEST REPORT #:	BC0143.0	BZ 122.1 Sep '00	
SPRINGBRAKE FORCE: kN	6.16	N/A	
HOLDOFF PRESSURE: Bar	4.5	N/A	
FOUNDATION BRAKE:	WABCO PAN19	WABCO PAN19	
LEVER LENGTH: mm	69	69	
BRAKE VALVES:	MAKE:	PART NUMBER:	PM PRESS. kPa
ECU PART #:	WABCO	480 102 08. 0 (MV)	70 kPa
3RD MODULATOR #:	WABCO	480 207 202 0 (12V)	70 kPa
ANTI-COMPOUNDING:	YES		
SPRING BRAKE RELAY:	WABCO_PREV	971 002 900 0	
YARD RELEASE VALVE:	WABCO-PREV	971 002 900 0	
INLINE RELAY FITTED:	N/A	N/A	

ECU DIRECTION:

FRONT

REAR

SUBSYSTEMS:

SMARTBOARD

OPTI-LINK

CAN ROUTER 446 122 050 0

ELEX 446 122 070 0

TAILGUARD

SUSPENSION

SUSPENSION TYPE:

REAR

ELECTRONIC

MAKE:

SAF_AIRSPRING

MODEL:

SAF_INTRA

BELLOW SIZE:

2619, 300mm

HEIGHT CONTROL VALVE:

441 050 100 0

OTHER VALVES:

463 090 500 0 (eTASC)

RIDE HEIGHT mm :

250

HANGER HEIGHT mm :

200

PEDESTAL HEIGHT mm :

5

LIFTAXLE:

N/A

DUMP SWITCH:

N/A

LIFTAXLE VALVE:

N/A

AIR TANKS

AIR TANKS STANDARD:

SAE J10A / EN286-2

REAR

BRAKE TANK SIZE: L

46 + 46

AUXILLARY TANK SIZE: L

46

PRESSURE PROTECTION:

WABCO PEM: 461 513 002 0

AIR LINES

TEST POINTS:

CONTROL LINE:

x1

FIXED AXLE CHAMBERS:

x2

STEER AXLE CHAMBERS:

x1

DUOMATIC COLOUR CODED:

YES

TANK:

X 1

ELECTRONIC HEIGHT SENSOR CALIBRATION

	TIMER TICKS [F/R]	MILLIMETRE mm [F / R]
UPPER LEVEL:	1348	335
NORMAL LEVEL:	1272	250
LOWER LEVEL:	1240	215

CHECKS AT COMMISSION OF VEHICLE

CHAMBER BUNGS REMOVED:	<input checked="" type="checkbox"/>	VALVE MOUNTING:	<input checked="" type="checkbox"/>
ECU BLANKING PLUGS CHECKED:	<input checked="" type="checkbox"/>	DUOMATIC DRILLED:	<input checked="" type="checkbox"/>
RESPONSE TIME:	MODULATOR 2.1	MODULATOR 2.2	RELAY VALVE
ms:	350	370	245

NOTES AND SPECIAL CONDITIONS

FILES RECEIVED: 03.03.2021

FILES CREATED & SENT TO CJC: 21.04.2021

REASON FOR CERTIFICATION: NEW TRAILER BUILD

I UNDERSTAND AND DECLARE THAT I AM THE CERTIFIER IDENTIFIED BELOW AND HOLD A CURRENT VALID APPOINTMENT. I CERTIFY THAT AT THE TIME OF INSPECTION THE ABOVE MENTIONED VEHICLE COMPONENT DESIGN AND THIS CERTIFICATION COMPLIES IN ALL RESPECTS WITH THE LAND TRANSPORT RULE VEHICLE STANDARDS COMPLIANCE 2002 AND MY DEED OF APPOINTMENT. TO THE BEST OF MY KNOWLEDGE THE INFORMATION CONTAINED IN THIS CERTIFICATE IS TRUE AND CORRECT.

NEW ZEALAND HEAVY VEHICLE BRAKE RULE 32015/5, SCHEDULE 5.

DATE: 21/04/2021

SIGNED: 

CERTIFIER NAME & ID: CHRIS CLARKE CJC

SODC BY: JOHN HIRST JEH

PHONE (BUS): 09-980-7300

FAX:

POSTAL ADDRESS: P.O. Box 98-971, Manukau 2241
New Zealand