

Heavy vehicle specialist inspector's or manufacturing inspecting organisation's name (PRINT IN CAPS)

CHRIS CLARKE

ID

CJC

Plate number (optional)

VIN/chassis number

7A9D15023M2023085

Make

DOMETT

Component being certified:

☐ Chassis

☐ Load anchorage

Model (optional)

D1502

☐ Log bolsters

☐ Towing connection

☒ Brakes

Certification category

HVEK

☐ SRT

☐ PSV stability

☐ PSV rollover

☐ Swept path

☐ PBS

Description of work

CERTIFY TO SCHEDULE 5 OF LTR 32015/5: NZ HEAVY VEHICLE BRAKE SPECIFICATION.

CARRY OUT BRAKE CALCULATIONS, INSPECTION AND ECU END OF LINE PROTOCOL.

4AS PLATFORM

RSS ON TYRE: 265 70 R19.5

FOR SYSTEM ARCHITECTURE, PLEASE REFER TO PDS WORKSHEET & SCHEMATIC.

REASON FOR CERTIFICATION: NEW TRAILER BUILD

Code/standard/rule certified to

LTR 32015/5

Component load rating(s)

42 Tonnes GVM

General drawing number(s)

N/A

26 Tonnes (Rear brake mass)

Supporting documents

BRAKE RULE CERTIFICATE

JH210512

BRAKE CALCULATION #

TP52291

Special conditions (optional)

WARNING LAMP MUST ILLUMINATE WHEN IGNITION IS SWITCHED ON & THEN

EXTINGUISH IMMEDIATELY OR WHEN VEHICLE SPEED EXCEEDS 7 KM/H

Certification expiry date (if applicable)

N/A [UNLESS MODIFIED]

or

Hubodometer reading (whichever comes first)

Declaration

I the undersigned, declare that I am the heavy vehicle specialist inspector identified and I hold a current valid appointment. I certify that the above mentioned vehicle component's design, manufacture and installation, and this certification complies in all respects with the Land Transport Rule: Vehicle Standards Compliance 2002 and my appointment. To the best of my knowledge the information contained in the certificate is true and correct.

Designer's ID (if different from inspector below)

Inspector's signature



Inspector's name (PRINT IN CAPS)

CHRIS CLARKE

ID number

CJC

Date

26-May-21

Number

786374

CoF vehicle inspector ID (if applicable)

CoF vehicle inspector signature (if applicable)

Date

All fields are mandatory unless otherwise stated.

WABCO


START-UP LOG

System	Trailer EBS-E	WABCO part number	480 102 084 0
Production date	2020-01-16	Serial number	437008404600M
Serial number (modulator)	000000502524		
Fingerprint Customer EOL / Customer Development / Flash Program	W503643 / 2021-05-26 ; 00000000 / 0000-00-00 ; 00000000 / 0000-00-00		

WABCO										TRAILER EBS-E										GGVS/ADR TUEH TB 207 - 019.00 TDB0749			
HERSTELLER MANUFACTURER CONSTRUCTEUR		DOMETT TRAILERS												GIO		Pin1		Pin3		Pin4			
TYP TYPE TYPE		4AS PLATFORM												1		24V-01		---		---			
VEHICLE IDENT. NUMBER CHASSIS NUMBER NUMERO DE CHASSIS		7A9D15023M2023085												2		eTASC		---		eTASC			
BREMSBERECHNUNGS-NR. BRAKE CALCULATION NO. CALCUL DE FREINAGE NO.		TP52291S												3		---		RDL		SAC			
POLRADZAHNEZAHL c-d e-f POLE WHEEL TEETH c-d e-f DENTS ROUE DENTEE c-d e-f		90		90		ABS-System ABS-System Système ABS		4S/3M		4		---		---		---		LS1					
RSS RSS RSS		Einfachbereifung Single Tire Monte simple				Lenkachse Steering axle Essieu vireur		X		5		DIAG		DIAG		DIAG		DIAG					
		Zwillingsbereifung Twin Tire Monte jumellee		X		Kippkritisches Fahrzeug Critical Trailer Vehicule critique				6		---		---		---		---					
Subsystems		SB				I/O				24N				7		---		---					
ACHSE AXLE ESSIEU																							
1		1400	0.5	2.0	6500	4.0	0.3	1.4	---	5.3	-	14 / 16	64	69	437	2867							
2		1400	0.5	2.0	6500	4.0	0.3	1.4	---	5.3	-	14 / 16	64	69	437	2867							
3		1400	0.5	2.0	6500	4.0	0.3	1.4	---	5.3	-	14	64	69	437	2867							
4		1400	0.5	2.0	6500	4.0	0.3	1.4	---	5.3	-	14	64	69	437	2867							
5		0	---	---	0	---	---	---	---	---	-	---	---	---	---	---							

TEBS-E			
Diagnostic memory	OK	Warning lamp control	OK
Parameter setting	carried out	Stop light supply	OK
EBS pressure test	OK	Lifting axle test	Not tested
Redundancy test	OK	ECAS height sensor calibration	Not tested
ABS sensor assignment	OK	Height sensor axle load	Not tested
RTR test	Not tested	Leak test	Not tested
Immobilizer test	Not tested	Signal outputs	Not tested
Signal inputs	Not tested	Tag axle test	Not tested

Electronic Extension Module

Diagnostic memory	Not tested	Signal outputs	Not tested
TailGUARDlight	Not tested	TailGUARD	Not tested
Manufacturer	DOMETT TRAILERS	Vehicle ident. no	7A9D15023M2023085
Vehicle type	4AS PLATFORM	Odometer reading	0.0 km
next Service	0 km	Trip reading	0.0 km
Tester	Chris Clarke	<div style="text-align: right;"> Signature  </div>	
Date	2021-05-26 12:37:04 PM		

trailer (full, semi-, centre-axle) with air brake system acc. to UN/ECE-R.13.11

distribution: DOMETT TRAILERS
 7A9D15023M2023085
 SoDC: JH210512
 LT400: CJC 786374

please note!

This brake calculation is made under consideration of
 -the legal prescriptions mentioned above in the version valid
 at the time of making the program (V6.18.07.12).
 -the functional characteristics of our products
 as well as the data of the brake out of the test
 approvals of the axle manufacturers, and
 -the other vehicle data included in the brake calculation.
 Please check whether these data correspond to the actual vehicle data.
 Our conditions of delivery apply (particularly section 9.0).
 In any case we commend to do a braking harmonisation!
 WABCO Brake V6.18.07.12 db 31.08.2018

vehicle manufacturer: DOMETT TRAILERS
 trailer model : 4AS PLATFORM
 trailer type : 4-axle-semi-trailer
 remarks : air / hydraulic / VA suspension
 WABCO TRAILER - EBS E
 TRISTOP 1+2: T.14/24 [TSE1416HTLD64 ACTUALLY FITTED -
 SEE PAGE 7 FOR PERFORMANCE DATA]
 265/70 R 19,5

axle 1 + 2 + 3 + 4 : SAF, SBW 1937, TDB 0749 ECE,

		<u>unladen</u>		<u>laden</u>	
total mass	P in kg	7600	- 7700	42000	- 44000
king-pin	PS kg	2000	- 2100	16000	- 18000
axle 1	P1 in kg		1400		6500
axle 2	P2 in kg		1400		6500
axle 3	P3 in kg		1400		6500
axle 4	P4 in kg		1400		6500
total axle mass	PR in kg		5600		26000
wheel base	E in mm	9200	- 9910		
centre of gravity height	h in mm		815		2121
K-factor		Kv min	2.0723	Kc min	1.0830
K-factor		Kv max	2.0789	Kc max	1.1090

		<u>axle 1</u>	<u>axle 2</u>	<u>axle 3</u>	<u>axle 4</u>
no. of combined axles		1	1	1	1
no. of brake chambers per axle line	KDZ	2	2	2	2
The power output corresponds to		BZ 119.6	BZ 119.6	BZ 122.1	BZ 122.1
brake chamber manufacturer		Meritor	Meritor	Meritor	Meritor
chamber size		T.14/24	T.14/24	14.	14.
lever length	lBh in mm	69	69	69	69
brake factor	[-]	23.03	23.03	23.03	23.03
dyn. rolling radius	rdyn min in mm	421	421	421	421
dyn. rolling radius	rdyn max in mm	421	421	421	421
threshold torque	Co Nm	6.0	6.0	6.0	6.0

calculation:					
chamber pressure(rdyn min)pH at z=22,5%bar		2.1	2.1	2.1	2.1
chamber pressure(rdyn max)pH at z=22,5%bar		2.1	2.1	2.1	2.1
chamber press.(servo)pcha at pm6,5bar bar		5.3	5.3	5.3	5.3
piston force ThA at pm6,5bar N		5087	5087	5087	5087
brake force(rdyn min)T lad. at pm6,5bar N		38425	38425	38425	38425
brake force(rdyn max)T lad. at pm6,5bar N		38425	38425	38425	38425
Brake force incl. 1 % rolling resistance					
proportion %		25.0	25.0	25.0	25.0

braking rate z laden 0.603 for rdyn min
 z = sum. (TR)/PRmax 0.603 for rdyn max

Trailer may only be operated in combination with trucks/tractors with
 ISO 7638 supply (5 or 7 polar).

brake diagram :

maximum pressure: 8.5 bar

axle 1:

valve 1: 971 002 ... 0 WABCO
EBS emergency valve

valve 2: 480 102 ... 0 WABCO
EBS trailer modulator

brake cylinder: Meritor 1424HTLD64

axle 2:

valve 1: 971 002 ... 0 WABCO
EBS emergency valve

valve 2: 480 102 ... 0 WABCO
EBS trailer modulator

brake cylinder: Meritor 1424HTLD64

axle 3:

valve 1: 971 002 ... 0 WABCO
EBS emergency valve

valve 2: 480 102 ... 0 WABCO
EBS trailer modulator

brake cylinder: Meritor 14HSCLD64

axle 4:

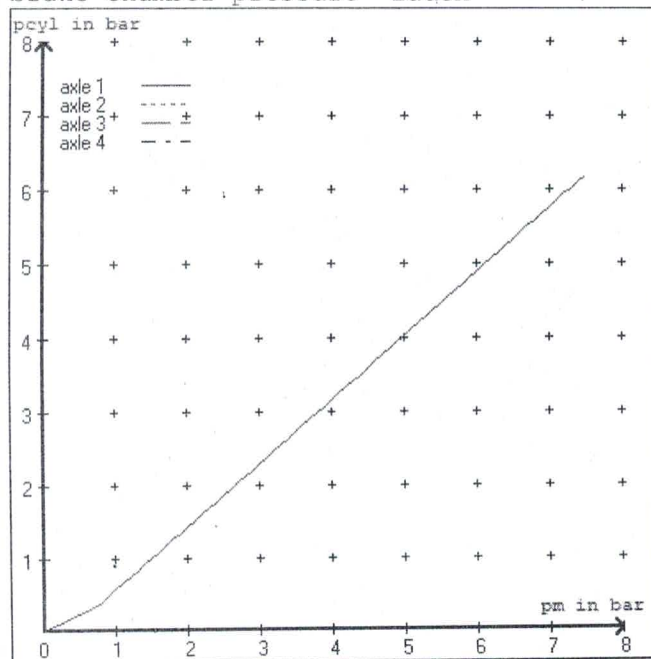
valve 1: 971 002 ... 0 WABCO
 EBS emergency valve

valve 2: 480 207 0.. 0 WABCO or 480 207 2.. 0
 EBS relay valve

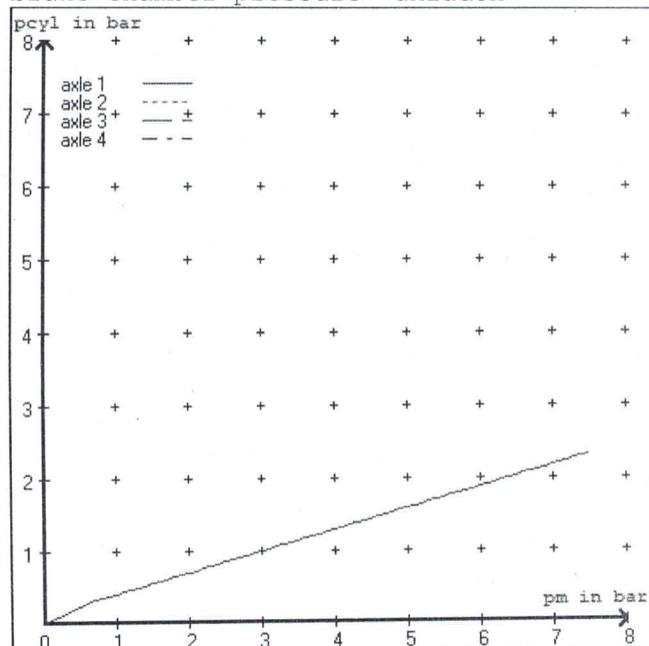
brake cylinder: Meritor 14HSCLD64

test type III (zIII = 0.30)	for rdyn min :	axle1	axle2	axle3	axle4
at pm 3.6 bar =>	pcha in bar :	2.8	2.8	2.8	2.8
test type III (zIII = 0.06)	for rdyn min :	axle1	axle2	axle3	axle4
at pm 1.2 bar =>	pcha in bar :	0.7	0.7	0.7	0.7

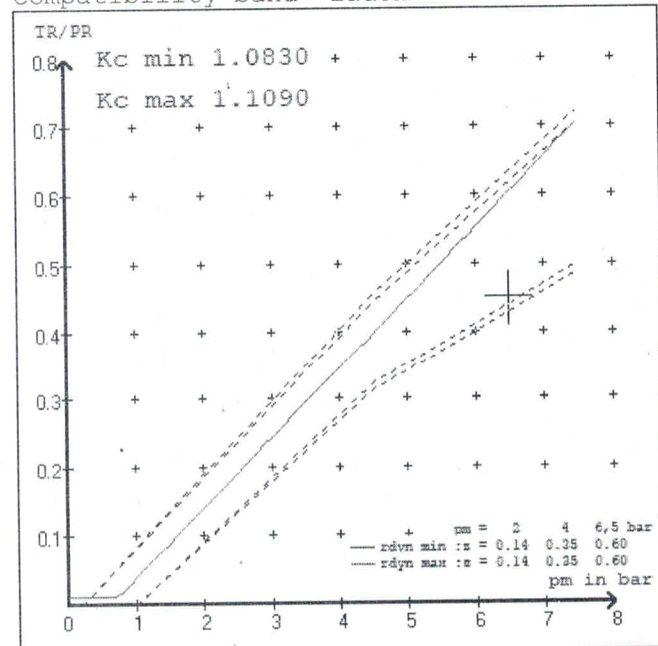
brake chamber pressure laden



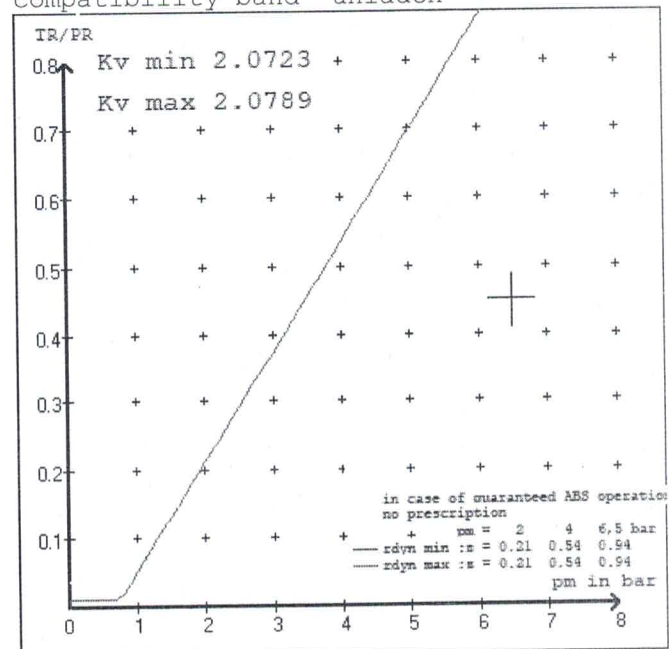
brake chamber pressure unladen



compatibility band laden



compatibility band unladen



vehicle manufacturer: DOMETT TRAILERS
 trailer model : 4AS PLATFORM
 trailer type : 4-axle-semi-trailer

brake chamber and lever length :

axle 1 : 2 x type/diameter T.14/24 (Meritor) lever length 69 mm
 axle 2 : 2 x type/diameter T.14/24 (Meritor) lever length 69 mm
 axle 3 : 2 x type/diameter 14. (Meritor) lever length 69 mm
 axle 4 : 2 x type/diameter 14. (Meritor) lever length 69 mm

brake diagram :

valve :

971 002 ... 0 WABCO EBS emergency valve
 480 102 ... 0 WABCO EBS trailer modulator
 480 207 0.. 0 WABCO EBS relay valve or 480 207 2.. 0

EBS input data

=====

vehicle manufacturer: DOMETT TRAILERS
 trailer model : 4AS PLATFORM
 trailer type : 4-axle-semi-trailer
 brake calculation no. : TP 52291S

tire circumference main axle : 2650 for rdyn max
 tire circumference auxiliary axle : 2650 for rdyn max

assignment pm / deceleration z: pm 0.7 bar z = 0.010
 (laden condition) 2.0 bar z = 0.142
 6.5 bar z = 0.600

control pressure pm			6,5	control pressure pm		0.7	2.0	6.5
axle	axle load unladen	bellow pr. unladen	brake pr. unladen	axle load laden	bellow pr. laden	brake pr. laden		
1	1400	to be	2.0	6500	to be	0.3	1.4	5.3
2	1400	entered by	2.0	6500	entered by	0.3	1.4	5.3
3	1400	the vehicle	2.0	6500	the vehicle	0.3	1.4	5.3
4	1400	manufact.	2.0	6500	manufact.	0.3	1.4	5.3
5	0		0,0	0		0,0	0,0	0,0

The unladen values indicated in the above table are values for the basic parameter set. Higher unladen axle loads and liftaxles are automatically recognized and do not require separate adjustment. The above unladen axle loads must not be fallen below.

axle 1	axle 2	axle 3	axle 4
axle load pcyl	axle load pcyl	axle load pcyl	axle load pcyl
1400 2.0	1400 2.0	1400 2.0	1400 2.0
1900 2.3	1900 2.3	1900 2.3	1900 2.3
2400 2.6	2400 2.6	2400 2.6	2400 2.6
2900 3.0	2900 3.0	2900 3.0	2900 3.0
3400 3.3	3400 3.3	3400 3.3	3400 3.3
3900 3.6	3900 3.6	3900 3.6	3900 3.6
4400 3.9	4400 3.9	4400 3.9	4400 3.9
4900 4.3	4900 4.3	4900 4.3	4900 4.3
6500 5.3	6500 5.3	6500 5.3	6500 5.3

data sheet to ECE vehicle type-approval certificate concerning braking equipment: according to ECE R13 annex 11

axle 1 : reference axle: SAF	SBW 1937	brake lining: Jurid 539
test report :	TDB 0749 ECE	date : 20130930 30.09.2013
axle 2 : reference axle: SAF	SBW 1937	brake lining: Jurid 539
test report :	TDB 0749 ECE	date : 20130930 30.09.2013
axle 3 : reference axle: SAF	SBW 1937	brake lining: Jurid 539
test report :	TDB 0749 ECE	date : 20130930 30.09.2013
axle 4 : reference axle: SAF	SBW 1937	brake lining: Jurid 539
test report :	TDB 0749 ECE	date : 20130930 30.09.2013

calc. verif. of residual (hot) braking force type III
(item 4.2.1 of appendix 2 to annex 11)

axle 1	(rdyn 421 mm)	T = 19.1 % Fe
axle 2	(rdyn 421 mm)	T = 19.1 % Fe
axle 3	(rdyn 421 mm)	T = 19.1 % Fe
axle 4	(rdyn 421 mm)	T = 19.1 % Fe

calculated actuator stroke in mm
(item 4.3.1.1 of appendix 2 to annex 11)

axle 1	(sp = 56 mm)	s = 39 mm
axle 2	(sp = 56 mm)	s = 39 mm
axle 3	(sp = 56 mm)	s = 39 mm
axle 4	(sp = 56 mm)	s = 39 mm

average thrust output in N at pm = 6,5 bar (however max. pcha = 7,0 bar)

axle1	ThA = 5087 N
axle2	ThA = 5087 N
axle3	ThA = 5087 N
axle4	ThA = 5087 N

calc. residual (hot) braking force in N
(item 4.3.1.4 of appendix 2 to annex 11)

axle 1	(rdyn 421 mm)	T = 30051 N
axle 2	(rdyn 421 mm)	T = 30051 N
axle 3	(rdyn 421 mm)	T = 30051 N
axle 4	(rdyn 421 mm)	T = 30051 N

	basic test	type III
	of subject	(calculated)
	trailer (E)	residual
braking rate of the vehicle		(hot)braking
(item 4.3.2 to appendix 2 to annex 11)	0.60	0.47

required braking rate	>= 0,4 and
(items 1.5.3 and 1.7.2 to annex 11)	>= 0,6*E (0.36)

axle 1	(rdyn 421 mm)	T = 30051 N
axle 2	(rdyn 421 mm)	T = 30051 N
axle 3	(rdyn 421 mm)	T = 30051 N
axle 4	(rdyn 421 mm)	T = 30051 N

	basic test	type III
	of subject	(calculated)
	trailer (E)	residual
braking rate of the vehicle		(hot)braking
(item 4.3.2 to appendix 2 to annex 11)	0.60	0.47

required braking rate	>= 0,4 and
(items 1.5.3 and 1.7.2 to annex 11)	>= 0,6*E (0.36)

	<u>axle 1</u>	<u>axle 2</u>
no of TRISTOP-actuators per axle line KDZ	2	2
TRISTOP-actuator type	T.14/16	T.14/16
lever length lBh in mm	69	69
stat. tyre radius rstat max in mm	401	401
at a stroke of s in mm	30	30
min. force of spring brake TFZ in N	6160	6160
sp.brake chamber no Meritor.....	4	4
release pressure pIs in bar	4.8	4.8

ratio until road	3.9674	3.9674
$iFb = lBh * Eta * C * rBt / (rBn * rstat)$		
for rstat in mm	401	401
brake force of spring br. Tf in N	48188	48188
$Tf = (TFZ * KDZ - 2 * Co / lBh) * iFb$		
braking rate	0.388	
zf = sum (Tf) / P + 0,01		zf laden

minimum wheelbase/minimum supporting width min Ef necessary
to fulfil the regulations

min Ef =	7537 mm	for E =	9200 mm
=====			
min Ef =	8065 mm	for E =	9910 mm
=====			

min Ef =		minimum distance between front axle(s) (trailer) or support (semitraile.
		and the rear axle(s) (resultant of the bogie)
E	=	wheel base
fzul	=	0.80 maximum permissible frictional connection required
zferf	=	0.18 maximum required braking ratio of the parking brake
h	=	2121 mm height of center of gravity - laden
PR	=	26000 kg maximum bogie mass - laden
P	=	44000 kg maximum total mass - laden
nf	=	2 no. of axle(s) with TRISTOP spring brake actuators
ng	=	4 no. of bogie axle(s)

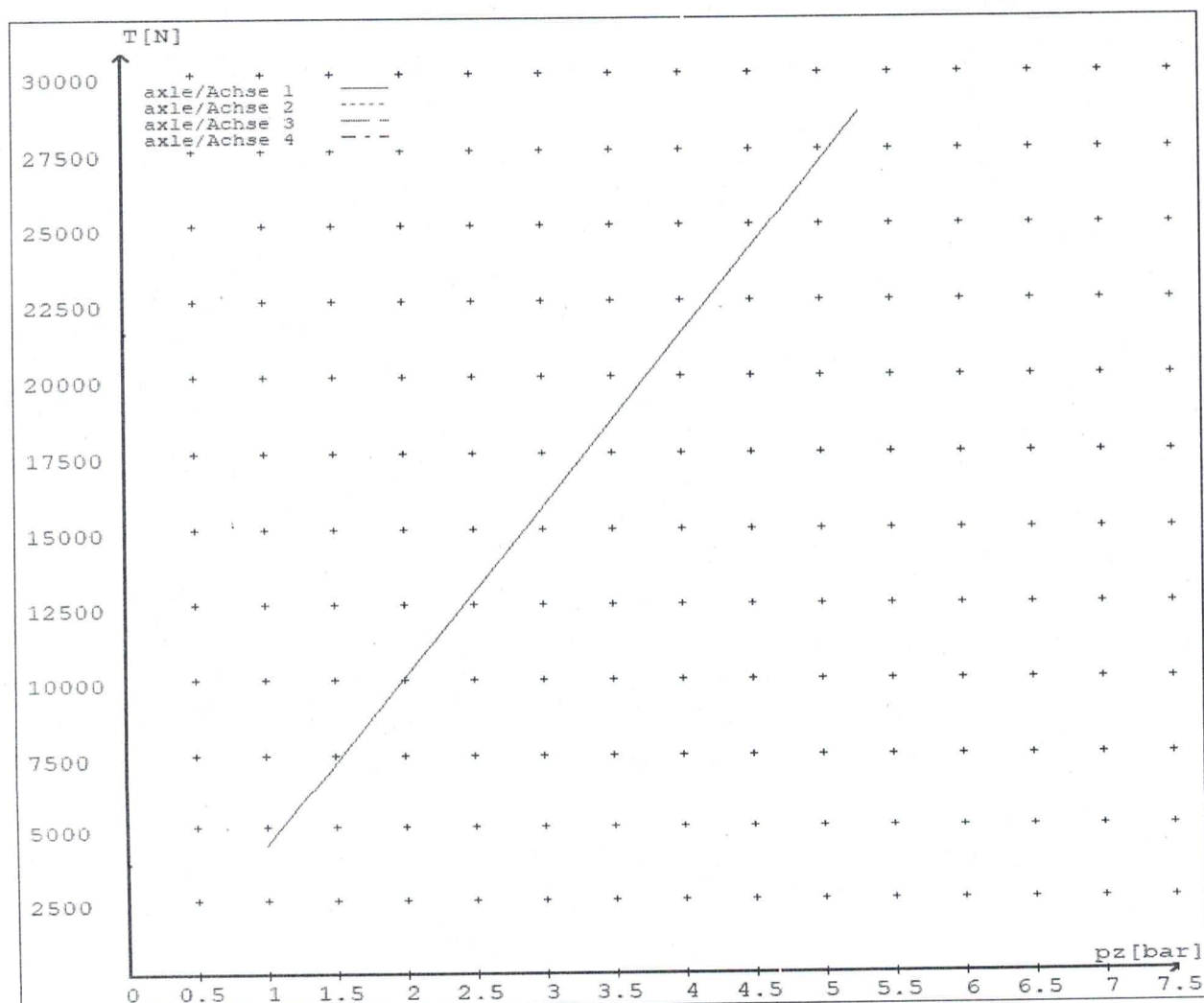
reference values

reference values for z = 45% for max rdyn: 421 mm

	pz [bar]	T [N]	T [N]
axle 1	1.0	4374	
	5.3	28675	
axle 2	1.0	4374	
	5.3	28675	
axle 3	1.0	4374	
	5.3	28675	
axle 4	1.0		4374
	5.3		28675

VIN - no.:

	Axle(s) / Achse(n)				
brake cylinder type (service / parking) Bremszylinder Typ (Betrieb / Fest)	T.14/24	T.14/24	14./	14./	/
Maximum stroke smax = ...mm maximaler Hub smax =mm	64	64	64	64	
Lever length =mm Hebellänge =mm	69.08	69.08	69.08	69.08	



NOTICE TO VEHICLE OPERATOR

THIS VEHICLE HAS A BRAKE SYSTEM WHICH HAS BEEN DESIGNED AND FITTED IN ACCORDANCE WITH THE LAND TRANSPORT HEAVY VEHICLE BRAKE RULE 32015/5.

IF THIS VEHICLE IS OPERATED IN CONJUNCTION WITH NON-CERTIFIED VEHICLES, THERE MAY BE OPERATIONAL FACTORS WHICH NEED TO BE TAKEN INTO CONSIDERATION.

PLEASE REFER TO THE CERTIFIER FOR FURTHER INFORMATION.

**EXCERPT FROM LAND TRANSPORT RULE; HEAVY-VEHICLE BRAKES
RULE 32015/5. SECTION 10,**

10.1 RESPONSIBILITIES OF OPERATORS

A person who operates a vehicle must ensure that the vehicle complies with this rule.

10.2 RESPONSIBILITIES OF REPAIRERS

A person who repairs or adjusts a brake must ensure that the repair or adjustment:

- a) does not prevent the vehicle from complying with this rule;
- b) complies with Land Transport Rule: Vehicle Repair 1998.

10.3 RESPONSIBILITIES OF MODIFIERS

A person who modifies a vehicle so as to affect the braking performance of the vehicle must:

- a) ensure that the modification does not prevent the vehicle from complying with this Rule; and
- b) notify the operator that the vehicle must be inspected and, if necessary, certified by person or organisation appointed to carry out specialist inspection and certification of heavy vehicle brakes.

***IF YOU ARE UNSURE ABOUT YOUR RESPONSIBILITIES, PLEASE
CONTACT THE VEHICLE MANUFACTURER, OR MYSELF.***

COMPLAINTS. Complaints and Warranty issues which relate to Brake Certification will be acknowledged within 7 working days and a resolution proposed within 25 working days. Resolution of complaints and Warranty issues is subject to Transpecs Warranty policy. Customers have the right to appeal to the New Zealand Transport Authority if dissatisfied with a Compliance issue. (Refer NZTA Deed Of Appointment Para 47.4) NZTA Helpdesk 0800 699 000

(p.p.).....
(J.Hirst (JEH) HVEK)

NOTICE TO VEHICLE OPERATOR

This trailer is equipped with an **Electronic Brake System**.

To comply with the New Zealand Heavy Vehicle Brake Rule 32015/5, it must be used only in conjunction with a truck/tractor equipped with a 5 or 7 pin ABS/EBS power supply socket.

Failure to connect to such supply invalidates Brake Rule compliance.

The trailer ABS/EBS warning light on the towing vehicle dashboard must illuminate when the ignition is switched on and extinguish when the vehicle is in motion.

If the light does not illuminate when ignition is switched on, the system must be checked. If the light remains illuminated when the vehicle is in motion, Brake Rule compliance is compromised. Repairs must be made as soon as possible.

If you are unsure of your responsibilities and/or obligations, please contact either the vehicle manufacturer or myself.



(p.p.)
J E Hirst
(JEH/HVEK)
(09 980 7300)

NOTICE TO VEHICLE OPERATOR

WABCO Park Release Emergency Valve **(PREV)**

This trailer is equipped with a WABCO PREV
Part # 971 002 900 0

Application of the park brake via the cab control valve will actuate and apply all service brakes on the trailer. In the event of a leak in the service brake system the Spring Brakes will automatically override and hold the vehicle in compliance to Land Transport Rule: Heavy-vehicle Brakes Rule 32015/5.

When the vehicle is presented for COF the trailer park brake system is tested by pulling the red actuation knob on the PREV, situated mid way down the chassis rail. The cab control in the prime mover does not have to be applied for this test procedure.

If you are unsure of any aspect relating to this instruction please contact either the vehicle manufacturer or myself.



(p.p.)
J E Hirst
(JEH HVEK)
(09 980 7300)



NEW ZEALAND HEAVY VEHICLE BRAKE RULE 32015-5
WORKSHEET, PROCEDURE DOCUMENTATION SHEET
& CONFIRMATION OF COMPLIANCE

CLIENT

MANUFACTURER:

DOMETT TRAILERS

ADDRESS:

TAURIKURA DRIVE, TAURANGA 3110

FLEET:

TR GROUP

VEHICLE DETAILS

VEHICLE TYPE:

4AS PLATFORM

CERT #:

JH210512

YEAR:

2021

CALCULATION #:

TP52291

MAKE:

DOMETT

REGO #:

N/A

MODEL:

D1502

LT400 #:

786374

CHASSIS #:

2085

ORDER #:

8050

VIN #:

7A9D15023M2023085

GVM: t

42

PRIME MOVER:

UNKNOWN

LOAD CONFIGURATION:

MIXED FREIGHT

GROUP RATINGS: t

FRONT

REAR

16

26

WHEEL BASE: m

9.2

UNLADEN COG m

0.815

MAX HEIGHT m

4.3

HEIGHT DECK m

1.28

COG: m

2.121

TARE: t

FRONT

1.9

REAR

5.7

TOTAL

7.6

TYRE SIZE:

REAR
265 70 R19.5

ROLLING CIRCUMFERENCE: mm

2645

AXLE SPACING: m

4

BRAKE & AXLE DETAILS

AXLE:	MAKE	MODEL	TEST REPORT
	SAF	SAF-ZI9W	TDB0749
STEER AXLE[S]:	YES	POLE WHEEL:	90
LINING MATERIAL:	JURID 539	BRAKE FACTOR:	23.03
SENSED AXLES:	# 2 + # 4	NOTES:	
SERIAL NUMBERS:	1		NG-IU33-ZI9
	2		NG-IU33-ZI9
	3		NG-IU33-ZI9
	4		U30/3504E35RLZ19

CHAMBER AND VALVING DETAILS

CHAMBERS:	AXLE 1 & 2	AXLE 3 & 4	
BRAND:	TSE_CHAMBERS	TSE_CHAMBERS	
SIZE:	1416HTLD	14HSCLD	
STROKE: mm	64	64	
TEST REPORT #:	BC0143.0	BZ 122.1 Sep '00	
SPRINGBRAKE FORCE: kN	6.16	N/A	
HOLDOFF PRESSURE: Bar	4.5	N/A	
FOUNDATION BRAKE:	WABCO PAN19	WABCO PAN19	
LEVER LENGTH: mm	69	69	
BRAKE VALVES:	MAKE:	PART NUMBER:	PM PRESS. kPa
ECU PART #:	WABCO	480 102 08. 0 (MV)	70 kPa
3RD MODULATOR #:	WABCO	480 207 202 0 (12V)	70 kPa
ANTI-COMPOUNDING:	YES		
SPRING BRAKE RELAY:	WABCO_PREV	971 002 900 0	
YARD RELEASE VALVE:	WABCO-PREV	971 002 900 0	
INLINE RELAY FITTED:	N/A	N/A	

ECU DIRECTION:

☒ FRONT

☐ REAR

SUBSYSTEMS:

☐ SMARTBOARD

☐ OPTI-LINK

☐ CAN ROUTER 446 122 050 0

☐ ELEX 446 122 070 0

☐ TAILGUARD

Page 2

SUSPENSION

SUSPENSION TYPE:

REAR

ELECTRONIC

MAKE:

SAF_AIRSPRING

MODEL:

SAF_INTRA

BELLOW SIZE:

2619, 300mm

HEIGHT CONTROL VALVE:

441 050 100 0

OTHER VALVES:

463 090 500 0 (eTASC)

RIDE HEIGHT mm :

325

HANGER HEIGHT mm :

250

PEDESTAL HEIGHT mm :

100

LIFTAXLE:

N/A

DUMP SWITCH:

N/A

LIFTAXLE VALVE:

N/A

AIR TANKS

AIR TANKS STANDARD:

SAE J10A / EN286-2

BRAKE TANK SIZE: L

46 + 46

AUXILLARY TANK SIZE: L

46

PRESSURE PROTECTION:

WABCO PEM: 461 513 002 0

AIR LINES

TEST POINTS:

CONTROL LINE:

x1

FIXED AXLE CHAMBERS:

x2

STEER AXLE CHAMBERS:

x1

DUOMATIC COLOUR CODED:

YES

TANK:

X 1

Page 3

ELECTRONIC HEIGHT SENSOR CALIBRATION

	TIMER TICKS [F/R]	MILLIMETRE mm [F / R]
UPPER LEVEL:	1281	385
NORMAL LEVEL:	1241	325
LOWER LEVEL:	1170	230

CHECKS AT COMMISSION OF VEHICLE

CHAMBER BUNGS REMOVED:



VALVE MOUNTING:



ECU BLANKING PLUGS CHECKED:



DUOMATIC DRILLED:



RESPONSE TIME:

MODULATOR 2.1

MODULATOR 2.2

RELAY VALVE

ms:

220

230

255

NOTES AND SPECIAL CONDITIONS

FILES RECEIVED: 16.03.2021

FILES CREATED & SENT TO CJC: 18.05.2021

REASON FOR CERTIFICATION: NEW TRAILER BUILD

I UNDERSTAND AND DECLARE THAT I AM THE CERTIFIER IDENTIFIED BELOW AND HOLD A CURRENT VALID APPOINTMENT. I CERTIFY THAT AT THE TIME OF INSPECTION THE ABOVE MENTIONED VEHICLE COMPONENT DESIGN AND THIS CERTIFICATION COMPLIES IN ALL RESPECTS WITH THE LAND TRANSPORT RULE VEHICLE STANDARDS COMPLIANCE 2002 AND MY DEED OF APPOINTMENT. TO THE BEST OF MY KNOWLEDGE THE INFORMATION CONTAINED IN THIS CERTIFICATE IS TRUE AND CORRECT.

NEW ZEALAND HEAVY VEHICLE BRAKE RULE 32015/5, SCHEDULE 5.

DATE:

18/05/2021

SIGNED:

CERTIFIER NAME & ID:

CHRIS CLARKE

CJC

SODC BY:

JOHN HIRST

JEH