

Heavy vehicle specialist inspector's or manufacturing inspecting organisation's name (PRINT IN CAPS)	ID
<b>CHRIS CLARKE</b>	<b>CJC</b>

Plate number (optional)	VIN/chassis number
	<b>7 A 9 D 5 0 0 2 0 M 2 0 2 3 1 0 2</b>
Make	Component being certified:
<b>DOMETT</b>	<input type="checkbox"/> Chassis <input type="checkbox"/> Load anchorage
Model (optional)	<input type="checkbox"/> Log bolsters <input type="checkbox"/> Towing connection <input checked="" type="checkbox"/> Brakes
<b>D5002</b>	<input type="checkbox"/> SRT <input type="checkbox"/> PSV stability <input type="checkbox"/> PSV rollover
Certification category	<input type="checkbox"/> Swept path <input type="checkbox"/> PBS
<b>HVEK</b>	

Description of work

CERTIFY TO SCHEDULE 5 OF LTR 32015/5: NZ HEAVY VEHICLE BRAKE SPECIFICATION.  
 CARRY OUT BRAKE CALCULATIONS, INSPECTION AND ECU END OF LINE PROTOCOL.  
 4AS SKELETAL **RSS ON TYRE: 355 50 R22.5**  
 FOR SYSTEM ARCHITECTURE, PLEASE REFER TO PDS WORKSHEET & SCHEMATIC.  
**REASON FOR CERTIFICATION: NEW TRAILER BUILD**

Code/standard/rule certified to	Component load rating(s)
<b>LTR 32015/5</b>	<b>42 Tonnes GVM</b>
General drawing number(s)	<b>26 Tonnes (Rear brake mass)</b>
<b>N/A</b>	

Supporting documents
<b>BRAKE RULE CERTIFICATE JH210634</b>
<b>BRAKE CALCULATION # TP52312</b>

Special conditions (optional)

**WARNING LAMP MUST ILLUMINATE WHEN IGNITION IS SWITCHED ON & THEN EXTINGUISH IMMEDIATELY OR WHEN VEHICLE SPEED EXCEEDS 7 KM/H**

Certification expiry date (if applicable)	or	Hubodometer reading (whichever comes first)
<b>N/A [UNLESS MODIFIED]</b>		<input type="checkbox"/> <input type="checkbox"/> <input type="checkbox"/> <input type="checkbox"/> <input type="checkbox"/> <input type="checkbox"/> <input type="checkbox"/> <input type="checkbox"/>

**Declaration**

I the undersigned, declare that I am the heavy vehicle specialist inspector identified and I hold a current valid appointment. I certify that the above mentioned vehicle component's design, manufacture and installation, and this certification complies in all respects with the Land Transport Rule: Vehicle Standards Compliance 2002 and my appointment. To the best of my knowledge the information contained in the certificate is true and correct.

Designer's ID (if different from inspector below)	
Inspector's signature	
Inspector's name (PRINT IN CAPS)	ID number
<b>CHRIS CLARKE</b>	<b>CJC</b>
Date	Number
<b>29.07.2021</b>	<b>795251</b>

CoF vehicle inspector ID (if applicable)	CoF vehicle inspector signature (if applicable)	Date

All fields are mandatory unless otherwise stated.

# WABCO START-UP LOG

System	Trailer EBS-E	WABCO part number	480 102 080 0
Production date	2021-01-14	Serial number	437009935200F
Serial number (modulator)	000000526512		
Fingerprint Customer EOL / Customer Development / Flash Program	W503643 / 2021-07-29 ; 00000000 / 0000-00-00 ; 00000000 / 0000-00-00		

## WABCO TRAILER EBS-E

GGVS/ADR TUEH TB 2007 - 019.00  
TDB0678

HERSTELLER MANUFACTURER CONSTRUCTEUR		DOMETT TRAILERS		GIO		Pin1	Pin3	Pin4
TYP TYPE TYPE		4AS SKELETAL		1		ILS1	---	---
VEHICLE IDENT. NUMBER CHASSIS NUMBER NUMERO DE CHASSIS		7A9D50020M2023102		2		eTASC	---	eTASC
BREMSBERECHNUNGS-NR. BRAKE CALCULATION NO. CALCUL DE FREINAGE NO.		TP52312S		3		---	RDL	SAC
POLRADZÄHNEZAHL c-d   e-f POLE WHEEL TEETH c-d   e-f DENTS ROUE DENTÉE c-d   e-f		90	90	ABS-System ABS-System Système ABS	4	---	---	LS1
Einfachbereifung Single Tire Monte simple		Lenkachse Steering axle Essieu Vitreur		5		DIAG	DIAG	DIAG
Zwillingsbereifung Twin Tire Monte jumelée		X		6		---	---	---
RSS RSS RSS		X		7		---	---	---
Subsystems		SB		I/O	24N			

ACHSE AXLE ESSIEU	pm (bar)			pm (bar)			pz			TYP TYPE	(mm)	(mm)	(bar)		
	1	2	3	1	2	3	1	2	3				1.0	Pz	
1	1000	0.3	1.6	6000	3.7	0.3	1.4	---	5.2	-	14 / 16	64	69	411	2648
2	1000	0.3	1.6	6000	3.7	0.3	1.4	---	5.2	-	14 / 16	64	69	411	2648
3	1000	0.3	1.6	6000	3.7	0.3	1.4	---	5.2	-	14	64	69	411	2648
4	1000	0.3	1.6	6000	3.7	0.3	1.4	---	5.2	1	14	64	69	411	2648
5	0	---	---	0	---	---	---	---	---	-	---	---	---	---	---

### TEBS-E

Diagnostic memory	OK	Warning lamp control	OK
Parameter setting	carried out	Stop light supply	OK
EBS pressure test	OK	Lifting axle test	Not tested
Redundancy test	OK	ECAS height sensor calibration	Not tested
ABS sensor assignment	OK	Height,sensor axle load	Not tested
RTR test	Not tested	Leak test	Not tested
Immobilizer test	Not tested	Signal outputs	Not tested
Signal inputs	Not tested	Tag axle test	Not tested

### Electronic Extension Module

Diagnostic memory	Not tested	Signal outputs	Not tested
TailGUARDlight	Not tested	TailGUARD	Not tested

Manufacturer	DOMETT TRAILERS	Vehicle ident. no.	7A9D50020M2023102
Vehicle type	4AS SKELETAL	Odometer reading	0.0 km
Next service	0 km	Trip reading	0.0 km

Tester	Chris Clarke	Signature 
Date	2021-07-29 3:57:51 pm	

trailer (full, semi-, centre-axle) with air brake system acc. to UN/ECE-R.13.11

distribution: DOMETT TRAILERS  
 7A9D50020M2023102  
 SoDC: JH210634  
 LT400: CJC 795251

please note!

This brake calculation is made under consideration of  
 -the legal precriptions mentioned above in the version valid at the time of making the program (V6.18.07.12).  
 -the functional characteristics of our products as well as the data of the brake out of the test approvals of the axle manufacturers, and  
 -the other vehicle data included in the brake calculation.  
 Please check whether these data correspond to the actual vehicle data. Our conditions of delivery apply (particularly section 9.0). In any case we commend to do a braking harmonisation!  
 WABCOBrake V6.18.07.12 db 31.08.2018

vehicle manufacturer: DOMETT TRAILERS  
 trailer model : 4AS SKELETAL  
 trailer type : 4-axle-semi-trailer  
 remarks : air / hydraulic / VA suspension  
 WABCO TRAILER - EBS  
 TRISTOP 1+2: T.14/24 [TSE1416HTLD ACTUALLY FITTED -  
 SEE PAGE 7 FOR PERFORMANCE DATA]  
 355/50 R 22,5

axle 1 + 2 + 3 + 4 : SAF, SBW 1937, TDB 0678 ECE,

		<u>unladen</u>		<u>laden</u>	
total mass	P in kg	6000	- 7000	42000	- 42000
king-pin	PS kg	2000	- 3000	16000	- 16000
axle 1	P1 in kg		1000		6500
axle 2	P2 in kg		1000		6500
axle 3	P3 in kg		1000		6500
axle 4	P4 in kg		1000		6500
total axle mass	PR in kg		4000		26000
wheel base	E in mm	9200	- 9910		
centre of gravity height	h in mm		615		2455
K-factor		Kv min	2.2596	Kc min	1.0341
K-factor		Kv max	2.2836	Kc max	1.0567

		<u>axle 1</u>	<u>axle 2</u>	<u>axle 3</u>	<u>axle 4</u>
no. of combined axles		1	1	1	1
no. of brake chambers per axle line	KDZ	2	2	2	2
The power output corresponds to		BZ 119.6	BZ 119.6	BZ 122.1	BZ 122.1
brake chamber manufacturer		Meritor	Meritor	Meritor	Meritor
chamber size		T.14/24	T.14/24	14.	14.
lever length	lBh in mm	69	69	69	69
brake factor	[-]	23.03	23.03	23.03	23.03
dyn. rolling radius	rdyn min in mm	449	449	449	449
dyn. rolling radius	rdyn max in mm	449	449	449	449
threshold torque	Co Nm	6.0	6.0	6.0	6.0

calculation:

chamber pressure(rdyn min)pH at z=22,5%bar	2.2	2.2	2.2	2.2
chamber pressure(rdyn max)pH at z=22,5%bar	2.2	2.2	2.2	2.2
chamber press.(servo)pcha at pm6,5bar bar	5.6	5.6	5.6	5.6
piston force ThA at pm6,5bar N	5387	5387	5387	5387
brake force(rdyn min)T lad. at pm6,5bar N	38198	38198	38198	38198
brake force(rdyn max)T lad. at pm6,5bar N	38198	38198	38198	38198
Brake force incl. 1 % rolling resistance proportion %	25.0	25.0	25.0	25.0

braking rate z laden 0.599 for rdyn min  
 z = sum (TR)/PRmax 0.599 for rdyn max

Trailer may only be operated in combination with trucks/tractors with ISO 7638 supply (5 or 7 polar).

brake diagram : 841 701 050 0

maximum pressure: 8.5 bar

axle 1:

valve 1: 971 002 ... 0 WABCO  
EBS emergency valve

valve 2: 480 102 ... 0 WABCO  
EBS trailer modulator

brake cylinder: Meritor 1424HTLD64

axle 2:

valve 1: 971 002 ... 0 WABCO  
EBS emergency valve

valve 2: 480 102 ... 0 WABCO  
EBS trailer modulator

brake cylinder: Meritor 1424HTLD64

axle 3:

valve 1: 971 002 ... 0 WABCO  
EBS emergency valve

valve 2: 480 102 ... 0 WABCO  
EBS trailer modulator

brake cylinder: Meritor 14HSCLD64

axle 4:

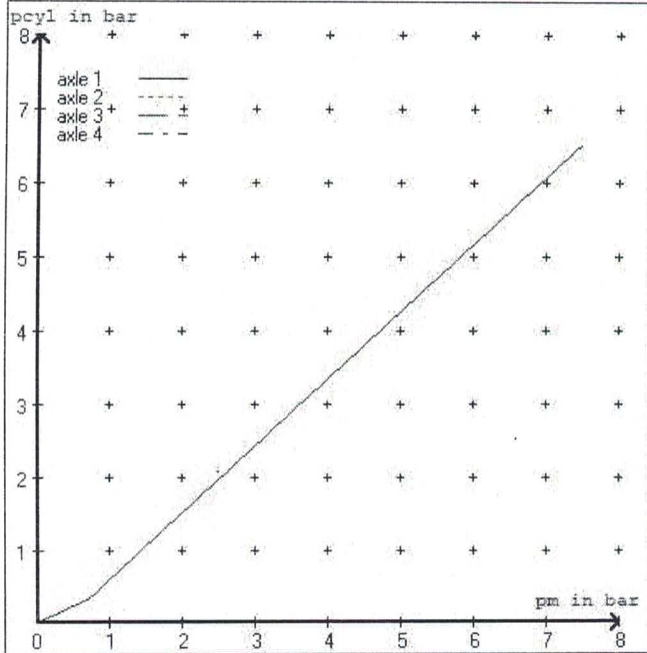
valve 1: 971 002 ... 0                    WABCO  
          EBS emergency valve

valve 2: 480 207 0.. 0                    WABCO        or 480 207 2.. 0  
          EBS relay valve

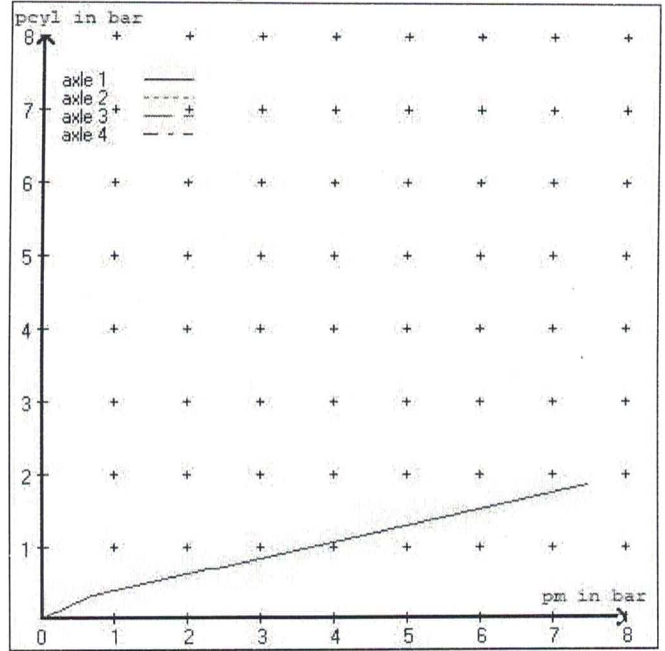
brake cylinder: Meritor    14HSCLD64

test type III (zIII = 0.30)	for rdyn min :	axle1	axle2	axle3	axle4
at pm 3.6 bar =>	pcha in bar :	2.9	2.9	2.9	2.9
test type III (zIII = 0.06)	for rdyn min :	axle1	axle2	axle3	axle4
at pm 1.2 bar =>	pcha in bar :	0.8	0.8	0.8	0.8

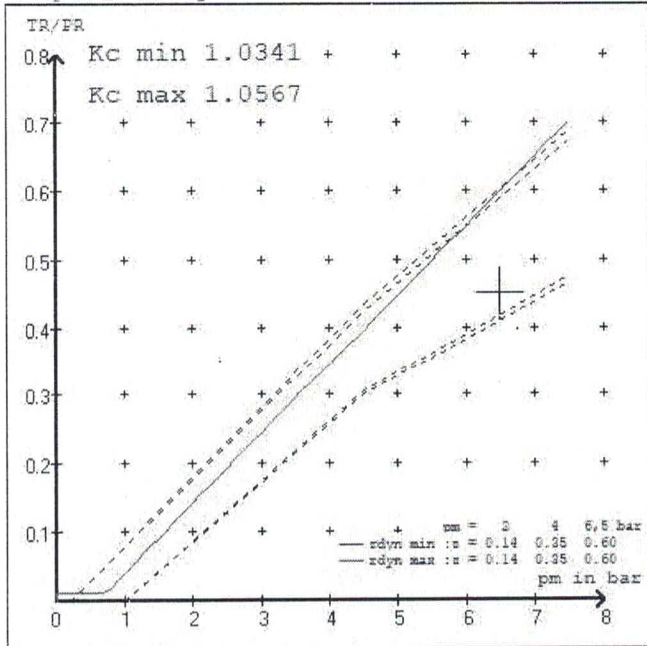
brake chamber pressure laden



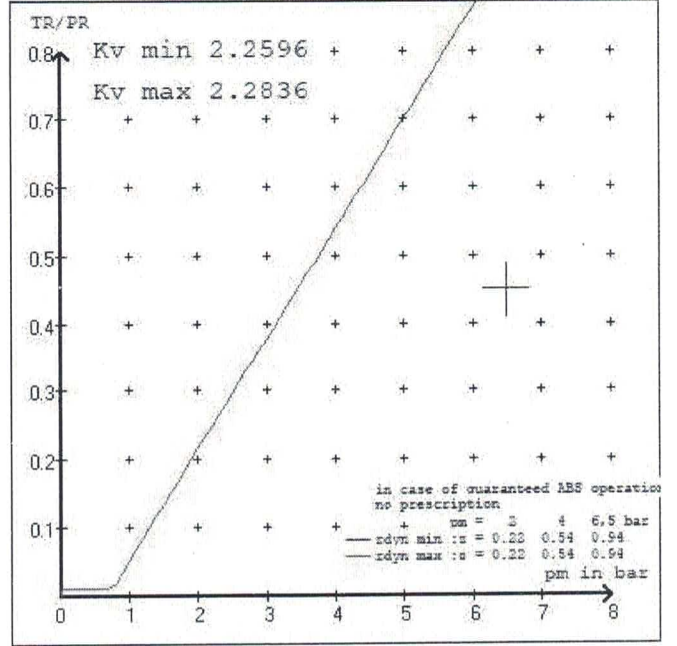
brake chamber pressure unladen



compatibility band laden



compatibility band unladen



vehicle manufacturer: DOMETT TRAILERS  
 trailer model : 4AS SKELETAL  
 trailer type : 4-axle-semi-trailer

brake chamber and lever length :

axle 1 : 2 x type/diameter T.14/24 (Meritor) lever length 69 mm  
 axle 2 : 2 x type/diameter T.14/24 (Meritor) lever length 69 mm  
 axle 3 : 2 x type/diameter 14. (Meritor) lever length 69 mm  
 axle 4 : 2 x type/diameter 14. (Meritor) lever length 69 mm

brake diagram : 841 701 050 0

valve :

971 002 ... 0 WABCO EBS emergency valve  
 480 102 ... 0 WABCO EBS trailer modulator  
 480 207 0.. 0 WABCO EBS relay valve or 480 207 2.. 0

EBS input data

=====

vehicle manufacturer: DOMETT TRAILERS  
 trailer model : 4AS SKELETAL  
 trailer type : 4-axle-semi-trailer  
 brake calculation no. : TP 52312S

tire circumference main axle : 2825 for rdyn max  
 tire circumference auxiliary axle : 2825 for rdyn max

assignment pm / deceleration z: pm 0.7 bar z = 0.010  
 (laden condition) 2.0 bar z = 0.142  
 6.5 bar z = 0.600

control pressure pm		6,5	control pressure pm		0.7	2.0	6.5	
axle	axle load unladen	bellow pr. unladen	brake pr. unladen	axle load laden	bellow pr. laden	brake pr. laden		
1	1000	to be	1.6	6500	to be	0.3	1.5	5.6
2	1000	entered by the vehicle manufact.	1.6	6500	entered by the vehicle manufact.	0.3	1.5	5.6
3	1000		1.6	6500		0.3	1.5	5.6
4	1000		1.6	6500		0.3	1.5	5.6
5	0		0,0	0		0,0	0,0	0,0

The unladen values indicated in the above table are values for the basic parameter set. Higher unladen axle loads and liftaxles are automatically recognized and do not require separate adjustment. The above unladen axle loads must not be fallen below.

=====

axle 1	axle 2	axle 3	axle 4
axle load pcyl	axle load pcyl	axle load pcyl	axle load pcyl
1000	1.6	1000	1.6
1500	2.0	1500	2.0
2000	2.3	2000	2.3
2500	2.7	2500	2.7
3000	3.1	3000	3.1
3500	3.4	3500	3.4
4000	3.8	4000	3.8
4500	4.1	4500	4.1
6500	5.6	6500	5.6

data sheet to ECE vehicle type-approval certificate concerning braking equipment: according to ECE R13 annex 11

axle 1 : reference axle: SAF	SBW 1937	brake lining: Jurid 539
test report :	TDB 0678 ECE	date : 20130927 27.09.2013
axle 2 : reference axle: SAF	SBW 1937	brake lining: Jurid 539
test report :	TDB 0678 ECE	date : 20130927 27.09.2013
axle 3 : reference axle: SAF	SBW 1937	brake lining: Jurid 539
test report :	TDB 0678 ECE	date : 20130927 27.09.2013
axle 4 : reference axle: SAF	SBW 1937	brake lining: Jurid 539
test report :	TDB 0678 ECE	date : 20130927 27.09.2013

calc. verific. of residual (hot) braking force type III  
(item 4.2.1 of appendix 2 to annex 11)

axle 1	(rdyn 449 mm)	T = 19.1 % Fe
axle 2	(rdyn 449 mm)	T = 19.1 % Fe
axle 3	(rdyn 449 mm)	T = 19.1 % Fe
axle 4	(rdyn 449 mm)	T = 19.1 % Fe

calculated actuator stroke in mm  
(item 4.3.1.1 of appendix 2 to annex 11)

axle 1	(sp = 56 mm)	s = 48 mm
axle 2	(sp = 56 mm)	s = 48 mm
axle 3	(sp = 56 mm)	s = 48 mm
axle 4	(sp = 56 mm)	s = 48 mm

average thrust output in N at pm = 6,5 bar (however max. pcha = 7,0 bar)

axle1	ThA = 5387 N
axle2	ThA = 5387 N
axle3	ThA = 5387 N
axle4	ThA = 5387 N

calc. residual (hot) braking force in N  
(item 4.3.1.4 of appendix 2 to annex 11)

axle 1	(rdyn 449 mm)	T = 31242 N
axle 2	(rdyn 449 mm)	T = 31242 N
axle 3	(rdyn 449 mm)	T = 31242 N
axle 4	(rdyn 449 mm)	T = 31242 N

	basic test	type III
	of subject	(calculated)
	trailer (E)	residual
braking rate of the vehicle		(hot)braking
(item 4.3.2 to appendix 2 to annex 11)	0.60	0.49

required braking rate		>= 0,4 and
(items 1.5.3 and 1.7.2 to annex 11)		>= 0,6*E (0.36)

axle 1	(rdyn 449 mm)	T = 31242 N
axle 2	(rdyn 449 mm)	T = 31242 N
axle 3	(rdyn 449 mm)	T = 31242 N
axle 4	(rdyn 449 mm)	T = 31242 N

	basic test	type III
	of subject	(calculated)
	trailer (E)	residual
braking rate of the vehicle		(hot)braking
(item 4.3.2 to appendix 2 to annex 11)	0.60	0.49

required braking rate		>= 0,4 and
(items 1.5.3 and 1.7.2 to annex 11)		>= 0,6*E (0.36)





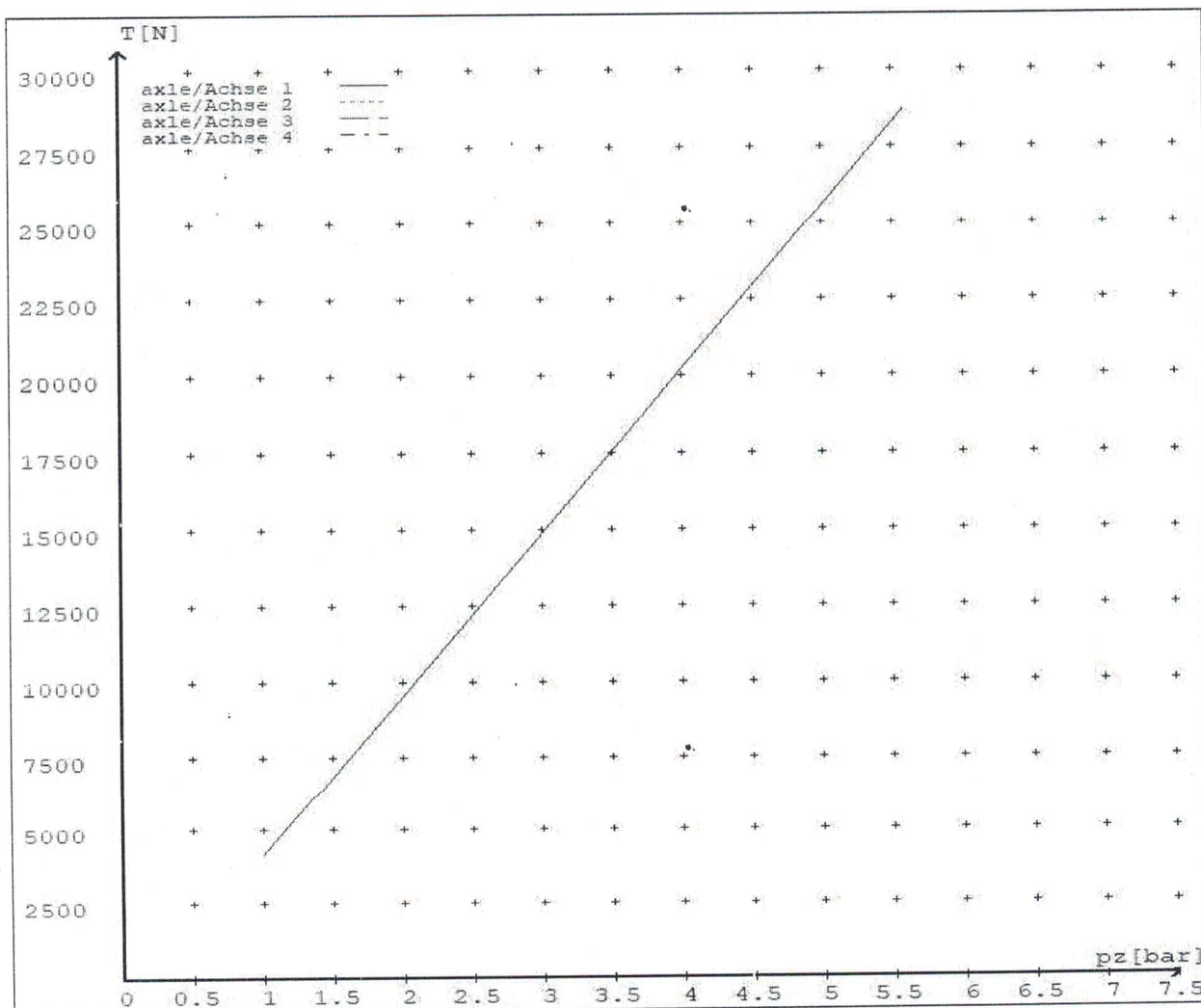
**reference values**


reference values for z = 45% for max rdyn: 449 mm

	pz [bar]	T [N]	T [N]
axle 1	1.0	4158	
	5.6	28697	
axle 2	1.0	4158	
	5.6	28697	
axle 3	1.0	4158	
	5.6	28697	
axle 4	1.0		4158
	5.6		28697

VIN - no.:

	Axle(s) / Achse(n)				
brake cylinder type (service / parking) Bremszylinder Typ (Betrieb / Fest)	T.14/24	T.14/24	14./	14./	/
Maximum stroke smax = ...mm maximaler Hub smax = ....mm	64	64	64	64	
Lever length = ....mm Hebellänge = ....mm	69.08	69.08	69.08	69.08	





## **NOTICE TO VEHICLE OPERATOR**

***THIS VEHICLE HAS A BRAKE SYSTEM WHICH HAS BEEN DESIGNED AND FITTED IN ACCORDANCE WITH THE LAND TRANSPORT HEAVY VEHICLE BRAKE RULE 32015/5.***

***IF THIS VEHICLE IS OPERATED IN CONJUNCTION WITH NON-CERTIFIED VEHICLES, THERE MAY BE OPERATIONAL FACTORS WHICH NEED TO BE TAKEN INTO CONSIDERATION.***

***PLEASE REFER TO THE CERTIFIER FOR FURTHER INFORMATION.***

**EXCERPT FROM LAND TRANSPORT RULE; HEAVY-VEHICLE BRAKES  
RULE 32015/5. SECTION 10,**

### **10.1 RESPONSIBILITIES OF OPERATORS**

A person who operates a vehicle must ensure that the vehicle complies with this rule.

### **10.2 RESPONSIBILITIES OF REPAIRERS**

A person who repairs or adjusts a brake must ensure that the repair or adjustment:

- a) does not prevent the vehicle from complying with this rule;
- b) complies with Land Transport Rule: Vehicle Repair 1998.


### **10.3 RESPONSIBILITIES OF MODIFIERS**

A person who modifies a vehicle so as to affect the braking performance of the vehicle must:

- a) ensure that the modification does not prevent the vehicle from complying with this Rule; and
- b) notify the operator that the vehicle must be inspected and, if necessary, certified by person or organisation appointed to carry out specialist inspection and certification of heavy vehicle brakes.

***IF YOU ARE UNSURE ABOUT YOUR RESPONSIBILITIES, PLEASE CONTACT THE VEHICLE MANUFACTURER, OR MYSELF.***

***COMPLAINTS. Complaints and Warranty issues which relate to Brake Certification will be acknowledged within 7 working days and a resolution proposed within 25 working days. Resolution of complaints and Warranty issues is subject to Transpecs Warranty policy. Customers have the right to appeal to the New Zealand Transport Authority if dissatisfied with a Compliance issue. (Refer NZTA Deed Of Appointment Para 47.4) NZTA Helpdesk 0800 699 000***



## **NOTICE TO VEHICLE OPERATOR**

This trailer is equipped with an Electronic Brake System.

To comply with the New Zealand Heavy Vehicle Brake Rule 32015/5, it must be used only in conjunction with a truck/tractor equipped with a 5 or 7 pin ABS/EBS power supply socket.


Failure to connect to such supply invalidates Brake Rule compliance.

The trailer ABS/EBS warning light on the towing vehicle dashboard must illuminate when the ignition is switched on and extinguish when the vehicle is in motion.

If the light does not illuminate when ignition is switched on, the system must be checked. If the light remains illuminated when the vehicle is in motion, Brake Rule compliance is compromised. Repairs must be made as soon as possible.

**If you are unsure of your responsibilities and/or obligations, please contact either the vehicle manufacturer or myself.**

J E Hirst  
(JEH HVEK)  
(09 980 7300)



## **NOTICE TO VEHICLE OPERATOR**

### **WABCO Park Release Emergency Valve** **(PREV)**

This trailer is equipped with a WABCO PREV  
Part # 971 002 900 0

Application of the park brake via the cab control valve will actuate and apply all service brakes on the trailer. In the event of a leak in the service brake system the Spring Brakes will automatically override and hold the vehicle in compliance to Land Transport Rule: Heavy-vehicle Brakes Rule 32015/5.

When the vehicle is presented for COF the trailer park brake system is tested by pulling the red actuation knob on the PREV, situated mid way down the chassis rail. The cab control in the prime mover does not have to be applied for this test procedure.

**If you are unsure of any aspect relating to this instruction please contact either the vehicle manufacturer or myself.**

J E Hirst  
(JEH HVEK)  
(09 980 7300)



**NEW ZEALAND HEAVY VEHICLE BRAKE RULE 32015-5  
WORKSHEET, PROCEDURE DOCUMENTATION SHEET  
& CONFIRMATION OF COMPLIANCE**

**CLIENT**

<b>MANUFACTURER:</b>	DOMETT TRAILERS
<b>ADDRESS:</b>	TAURIKURA DRIVE, TAURANGA 3110
<b>FLEET:</b>	RAYMOND TRANSPORT

**VEHICLE DETAILS**

<b>VEHICLE TYPE:</b>	4AS SKELETAL	<b>CERT #:</b>	JH210634
<b>YEAR:</b>	2021	<b>CALCULATION #:</b>	TP52312
<b>MAKE:</b>	DOMETT	<b>REGO #:</b>	N/A
<b>MODEL:</b>	D5002	<b>LT400 #:</b>	795251
<b>CHASSIS #:</b>	2102	<b>ORDER #:</b>	8102
<b>VIN #:</b>	7A9D50020M2023102		
<b>GVM: t</b>	42	<b>PRIME MOVER:</b>	UNKNOWN
<b>LOAD CONFIGURATION:</b>	UNIFORM DENSITY		
<b>GROUP RATINGS: t</b>	<b>FRONT</b>	<b>REAR</b>	
	16	26	
<b>WHEEL BASE: m</b>	9.2		
	<b>UNLADEN COG m</b>	<b>MAX HEIGHT m</b>	<b>HEIGHT DECK m</b>
	0.615	4.3	1.3
<b>COG: m</b>	2.455		
	<b>FRONT</b>	<b>REAR</b>	<b>TOTAL</b>
<b>TARE: t</b>	2.05	4.1	6.15
		<b>REAR</b>	
<b>TYRE SIZE:</b>		355 50 R22.5	
<b>ROLLING CIRCUMFERENCE: mm</b>		2860	
<b>AXLE SPACING: m</b>		4	

**BRAKE & AXLE DETAILS**

<b>AXLE:</b>	<b>MAKE</b> SAF	<b>MODEL</b> SAF-BI9	<b>TEST REPORT</b> TDB0678
<b>STEER AXLE[S]:</b>	YES	<b>POLE WHEEL:</b>	90
<b>LINING MATERIAL:</b>	JURID 539	<b>BRAKE FACTOR:</b>	23.03
<b>SENSED AXLES:</b>	# 2 + # 4	<b>NOTES:</b>	
<b>SERIAL NUMBERS:</b>	1		NG-IU28-BI9
	2		NG-IU28-BI9
	3		NG-IU28-BI9
	4		NG-IU28-BIL9

**CHAMBER AND VALVING DETAILS**

<b>CHAMBERS:</b>	<b>AXLE 1 &amp; 2</b>	<b>AXLE 3 &amp; 4</b>	
<b>BRAND:</b>	TSE_CHAMBERS	TSE_CHAMBERS	
<b>SIZE:</b>	1416HTLD	14HSCLD	
<b>STROKE: mm</b>	64	64	
<b>TEST REPORT #:</b>	BC0143.0	BZ 122.1 Sep '00	
<b>SPRINGBRAKE FORCE: kN</b>	6.16	N/A	
<b>HOLDOFF PRESSURE: Bar</b>	4.8	N/A	
<b>FOUNDATION BRAKE:</b>	WABCO PAN19	WABCO PAN19	
<b>LEVER LENGTH: mm</b>	69	69	
<b>BRAKE VALVES:</b>	<b>MAKE:</b>	<b>PART NUMBER:</b>	<b>PM PRESS. kPa</b>
<b>ECU PART #:</b>	WABCO	480 102 08. 0 (MV)	70 kPa
<b>3RD MODULATOR #:</b>	WABCO	480 207 202 0 (12V)	70 kPa
<b>ANTI-COMPOUNDING:</b>	YES		
<b>SPRING BRAKE RELAY:</b>	WABCO_PREV	971 002 900 0	
<b>YARD RELEASE VALVE:</b>	WABCO-PREV	971 002 900 0	
<b>INLINE RELAY FITTED:</b>	N/A	N/A	
<b>ECU DIRECTION:</b>	<input checked="" type="checkbox"/> FRONT	<input type="checkbox"/> REAR	
<b>SUBSYSTEMS:</b>	<input type="checkbox"/> SMARTBOARD	<input type="checkbox"/> OPTI-LINK	<input type="checkbox"/> CAN ROUTER 446 122 050 0
	<input type="checkbox"/> ELEX 446 122 070 0	<input type="checkbox"/> TAILGUARD	

## SUSPENSION

	REAR
SUSPENSION TYPE:	ELECTRONIC
MAKE:	SAF_AIRSPRING
MODEL:	SAF_INTRA
BELLOW SIZE:	2619, 300mm
HEIGHT CONTROL VALVE:	441 050 100 0
OTHER VALVES:	463 090 500 0 (eTASC)
RIDE HEIGHT <i>mm</i> :	280
HANGER HEIGHT <i>mm</i> :	200
PEDESTAL HEIGHT <i>mm</i> :	50
LIFTAXLE:	4TH AXLE
DUMP SWITCH:	N/A
LIFTAXLE VALVE:	463 084 050 0 (12v)

## AIR TANKS

AIR TANKS STANDARD:	SAE J10A / EN286-2
	REAR
BRAKE TANK SIZE: L	46 + 46
AUXILLARY TANK SIZE: L	46
PRESSURE PROTECTION:	WABCO PEM: 461 513 002 0

## AIR LINES

TEST POINTS:	
CONTROL LINE:	x1
FIXED AXLE CHAMBERS:	x2
STEER AXLE CHAMBERS:	x1
DUOMATIC COLOUR CODED:	YES
TANK:	X 1



**ELECTRONIC HEIGHT SENSOR CALIBRATION**

	TIMER TICKS [F/R]	MILLIMETRE mm [F / R]
UPPER LEVEL:		
NORMAL LEVEL:		280
LOWER LEVEL:		

**CHECKS AT COMMISSION OF VEHICLE**

CHAMBER BUNGS REMOVED:	<input checked="" type="checkbox"/>	VALVE MOUNTING:	<input checked="" type="checkbox"/>
ECU BLANKING PLUGS CHECKED:	<input checked="" type="checkbox"/>	DUOMATIC DRILLED:	<input checked="" type="checkbox"/>
RESPONSE TIME:	MODULATOR 2.1	MODULATOR 2.2	RELAY VALVE
ms:	<input type="text"/>	<input type="text"/>	<input type="text"/>

**NOTES AND SPECIAL CONDITIONS**

FILES RECEIVED: 25.05.21

FILES CREATED: 21.06.21

FILES RETURNED AS COMPLETE:

REASON FOR CERTIFICATION: NEW TRAILER BUILD

I UNDERSTAND AND DECLARE THAT I AM THE CERTIFIER IDENTIFIED BELOW AND HOLD A CURRENT VALID APPOINTMENT. I CERTIFY THAT AT THE TIME OF INSPECTION THE ABOVE MENTIONED VEHICLE COMPONENT DESIGN AND THIS CERTIFICATION COMPLIES IN ALL RESPECTS WITH THE LAND TRANSPORT RULE VEHICLE STANDARDS COMPLIANCE 2002 AND MY DEED OF APPOINTMENT. TO THE BEST OF MY KNOWLEDGE THE INFORMATION CONTAINED IN THIS CERTIFICATE IS TRUE AND CORRECT.

**NEW ZEALAND HEAVY VEHICLE BRAKE RULE 32015/5, SCHEDULE 5.**

DATE:

29/07/2021

SIGNED:

CERTIFIER NAME &amp; ID:

CHRIS CLARKECJC

SODC BY:

JOHN HIRSTJEH

PHONE (BUS):

09-980-7300

FAX:

POSTAL ADDRESS:

P.O. Box 98-971, Manukau 2241  
New Zealand