

Heavy vehicle specialist inspector's or manufacturing inspecting organisation's name <i>(PRINT IN CAPS)</i>	ID
CHRIS CLARKE	CJC

Plate number <i>(optional)</i>	VIN/chassis number
	7 A 9 E 2 5 0 1 6 N 2 0 2 3 1 4 1
Make	Component being certified:
DOMETT	<input type="checkbox"/> Chassis <input type="checkbox"/> Load anchorage
Model <i>(optional)</i>	<input type="checkbox"/> Log bolsters <input type="checkbox"/> Towing connection <input checked="" type="checkbox"/> Brakes
E2501 H	<input type="checkbox"/> SRT <input type="checkbox"/> PSV stability <input type="checkbox"/> PSV rollover
Certification category	<input type="checkbox"/> Swept path <input type="checkbox"/> PBS
HVEK	

Description of work

CERTIFY TO SCHEDULE 5 OF LTR 32015/5: NZ HEAVY VEHICLE BRAKE SPECIFICATION.
 CARRY OUT BRAKE CALCULATIONS, INSPECTION AND ECU END OF LINE PROTOCOL.
 5AFT LIVESTOCK **RSS ON TYRE: 215 75 R17.5**
 FOR SYSTEM ARCHITECTURE, PLEASE REFER TO PDS WORKSHEET & SCHEMATIC.
REASON FOR CERTIFICATION: NEW TRAILER BUILD

Code/standard/rule certified to	Component load rating(s)
LTR 32015/5	32 Tonnes GVM
General drawing number(s)	16 Tonne (Front brake mass)
N/A	19 Tonne (Rear brake mass)

Supporting documents	
BRAKE RULE CERTIFICATE	JH211020
BRAKE CALCULATION #	TP52172

Special conditions *(optional)*

WARNING LAMP MUST ILLUMINATE WHEN IGNITION IS SWITCHED ON & THEN
 EXTINGUISH IMMEDIATELY OR WHEN VEHICLE SPEED EXCEEDS 7 KM/H

Certification expiry date <i>(if applicable)</i>	or	Hubodometer reading <i>(whichever comes first)</i>
N/A [UNLESS MODIFIED]		<input type="checkbox"/> <input type="checkbox"/> <input type="checkbox"/> <input type="checkbox"/> <input type="checkbox"/> <input type="checkbox"/> <input type="checkbox"/> <input type="checkbox"/>

Declaration

I the undersigned, declare that I am the heavy vehicle specialist inspector identified and I hold a current valid appointment. I certify that the above mentioned vehicle component's design, manufacture and installation, and this certification complies in all respects with the Land Transport Rule: Vehicle Standards Compliance 2002 and my appointment. To the best of my knowledge the information contained in the certificate is true and correct.

Designer's ID *(if different from inspector below)*

JOHN HIRST **J E H**

Inspector's signature



Inspector's name *(PRINT IN CAPS)* ID number

CHRIS CLARKE **CJC**

Date Number

16.12.2021 **809724**

CoF vehicle inspector ID <i>(if applicable)</i>	CoF vehicle inspector signature <i>(if applicable)</i>	Date

All fields are mandatory unless otherwise stated.

WABCO START-UP LOG

System	Trailer EBS-E	WABCO part number	480 102 084 0
Production date	2021-05-14	Serial number	437010471000F
Serial number (modulator)	000000505745		
Fingerprint Customer EOL / Customer Development / Flash Program	W503643 / 2021-12-16 ; 00000000 / 0000-00-00 ; 00000000 / 0000-00-00		

WABCO TRAILER EBS-E

HERSTELLER MANUFACTURER CONSTRUCTEUR		DOMETT TRAILERS		GGVS/ADR TUEH TB 2007 - 019.00 40.175.090	
TYP TYPE TYPE		5AFT STOCK		GIO	
VEHICLE IDENT. NUMBER CHASSIS NUMBER NUMERO DE CHASSIS		7A9E25016N2023141		Pin1	
BREMSBERECHNUNGS NR. BRAKE CALCULATION NO. CALCUL DE FREINAGE NO.		TP52172A		Pin3	
POLRADZÄHNEZÄHL c-d e-f POLE WHEEL TEETH c-d e-f DENTS ROUE DENTEE c-d e-f		80	80	ABS-System ABS-System Système ABS	4S/3M
RSS RSS RSS		Einfachbereifung Single Tire Monte simple		Lenkachse Steering axle Essieu vireur	
Zwillingsbereifung Twin Tire Monte jumelée		X		Kippkritisches Fahrzeug Critical Trailer Véhicule critique	
Subsystems		SB		I/O	
				24N	

GIO	Pin1	Pin3	Pin4
1	ALS2	ALS2	LS2
2	eTASC2	---	eTASC2
3	eTASC	---	eTASC
4	---	---	LS1
5	DIAG	DIAG	DIAG
6	---	---	---
7	ILS1	---	---




ACHSE AXLE ESSIEU	6.5			0.8			2.0			6.5			TYP TYPE	(mm)	(mm)	(bar)	
	pm	1.2	2.6	pm	5.1	0.4	1.4	---	6.7	-	20	65				69	1.0
1	2400	1.2	2.6	8000	5.1	0.4	1.4	---	6.7	-	20	65	69	480	4437		
2	2400	1.2	2.6	8000	5.1	0.4	1.4	---	6.7	-	20	65	69	480	4437		
3	1850	0.9	1.9	6350	4.0	0.3	1.5	---	5.1	-	14 / 16	64	69	459	2775		
4	1850	0.9	1.9	6350	4.0	0.3	1.5	---	5.1	-	14 / 16	64	69	459	2775		
5	1850	0.9	1.9	6350	4.0	0.3	1.5	---	5.1	1	14	64	69	459	2775		

TEBS-E

Diagnostic memory	OK	Warning lamp control	OK
Parameter setting	carried out	Stop light supply	OK
EBS pressure test	OK	Lifting axle test	OK
Redundancy test	OK	ECAS height sensor calibration	Not tested
ABS sensor assignment	OK	Height sensor axle load	Not tested
RTR test	Not tested	Leak test	Not tested
Immobilizer test	Not tested	Signal outputs	Not tested
Signal inputs	Not tested	Tag axle test	Not tested

Electronic Extension Module

Diagnostic memory	Not tested	Signal outputs	Not tested
TailGUARDlight	Not tested	TailGUARD	Not tested

Manufacturer	DOMETT TRAILERS	Vehicle ident. no.	7A9E25016N2023141
Vehicle type	5AFT STOCK	Odometer reading	0.0 km
Next service	0 km	Trip reading	0.0 km
Tester	Chris Clarke	Signature 	
Date	2021-12-16 2:32:03 pm		

trailer (full, semi-, centre-axle) with air brake system acc. to 71/320/EEC, last amended by 98/12/EC and 2006/96/EC

distribution: DOMETT TRAILERS
7A9E25016N2023141
SODC: JH211020
LT400: CJC 809724

please note!

This brake calculation is made under consideration of
-the legal prescriptions mentioned above in the version valid at the time of making the program (V6.18.07.12).
-the functional characteristics of our products as well as the data of the brake out of the test approvals of the axle manufacturers, and
-the other vehicle data included in the brake calculation.
Please check whether these data correspond to the actual vehicle data.
Our conditions of delivery apply (particularly section 9.0).
In any case we commend to do a braking harmonisation!
WABCO Brake V6.18.07.12 db 31.08.2018

vehicle manufacturer: DOMETT TRAILERS
trailer model : 5AFT STOCK
trailer type : 5-axle-full-trailer
remarks : air / hydraulic / VA suspension
EC w.o.annexVII
WABCO TRAILER - EBS E
TRISTOP 3+4: T.14/24 [TSE1416HTLD64 ACTUALLY FITTED - SEE PAGE 6 FOR PERFORMANCE DATA]
215/75 R 17,5 - 235/75 R 17,5

axle 1 + 2 + 3 + 4 + 5 : IMT, WABCO PAN-17, 361-037-08 ECE [40.195.090],

		<u>unladen</u>	<u>laden</u>
total mass	P in kg	10350	35050
axle 1	P1 in kg	2400	8000
axle 2	P2 in kg	2400	8000
axle 3	P3 in kg	1850	6350
axle 4	P4 in kg	1850	6350
axle 5	P5 in kg	1850	6350
wheel base	E in mm	7350 - 7450	
centre of gravity height	h in mm	1466	2255

	<u>axle 1</u>	<u>axle 2</u>	<u>axle 3</u>	<u>axle 4</u>	<u>axle 5</u>
no. of combined axles	1	1	1	1	1
no. of brake chambers per axle line	2	2	2	2	2
The power output corresponds to	BZ 122.1	BZ 122.1	BZ 119.6	BZ 119.6	BZ 122.1
brake chamber manufacturer	Meritor	Meritor	Meritor	Meritor	Meritor
chamber size	20.	20.	T.14/24	T.14/24	14.
lever length	lBh in mm	69	69	69	69
brake factor	[-]	17.60	17.60	17.60	17.60
dyn. rolling radius	rdyn min in mm	373	373	373	373
dyn. rolling radius	rdyn max in mm	387	387	387	387
threshold torque	Co Nm	4.2	4.2	4.2	4.2

calculation:

chamber pressure(rdyn min)pH at z=22,5%bar	2.6	2.6	2.3	2.3	2.3
chamber pressure(rdyn max)pH at z=22,5%bar	2.6	2.6	2.3	2.3	2.3
chamber press.(servo)pcha at pm6,5bar bar	6.7	6.7	5.1	5.1	5.1
piston force ThA at pm6,5bar N	7810	7810	4886	4886	4886
brake force(rdyn min)T lad. at pm6,5bar N	51541	51541	32228	32228	32228
brake force(rdyn max)T lad. at pm6,5bar N	49705	49705	31084	31084	31084
Brake force incl. 1 % rolling resistance proportion %	22.3	22.3	18.5	18.5	18.5

braking rate z laden 0.581 for rdyn min
z = sum (TR)/PRmax 0.560 for rdyn max

Trailer may only be operated in combination with trucks/tractors with ISO 7638 supply (5 or 7 polar).

brake diagram :

maximum pressure: 8.5 bar

axle 1:

valve 1: 480 207 0.. 0 WABCO or 480 207 2.. 0
 EBS relay valve

brake cylinder: Meritor 20HSCLD65

axle 2:

valve 1: 480 207 0.. 0 WABCO or 480 207 2.. 0
 EBS relay valve

brake cylinder: Meritor 20HSCLD65

axle 3:

valve 1: 480 102 0.. 0 WABCO
 EBS trailer modulator

brake cylinder: Meritor 1424HTLD64

axle 4:

valve 1: 480 102 0.. 0 WABCO
EBS trailer modulator

brake cylinder: Meritor 1424HTLD64

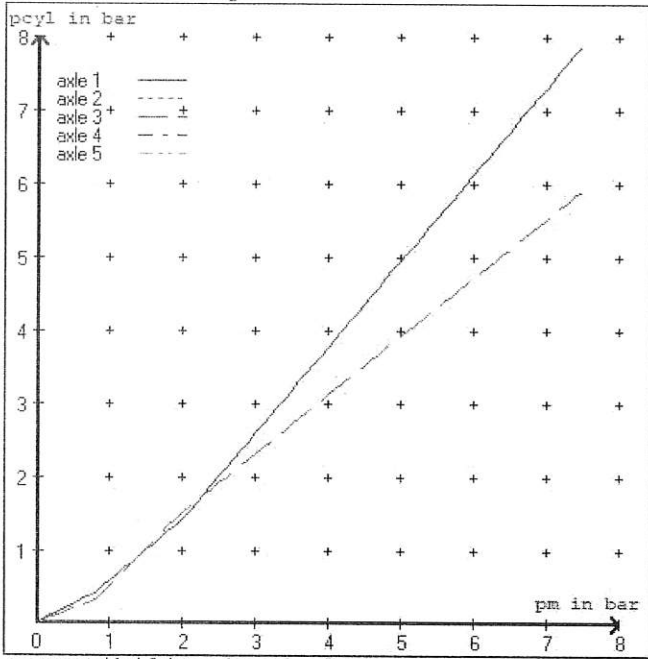
axle 5:

valve 1: 480 102 0.. 0 WABCO
EBS trailer modulator

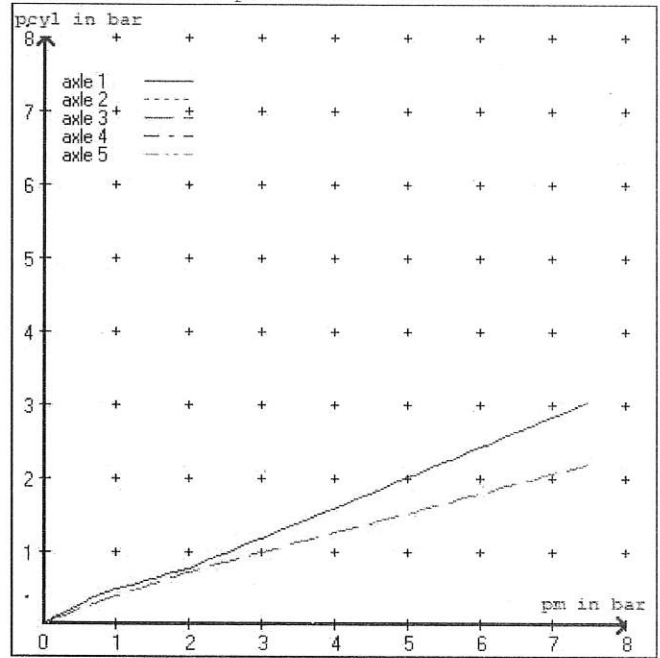
brake cylinder: Meritor 14HSCLD64

test type III (zIII = 0.30)	for rdyn min :	axle1	axle2	axle3	axle4	axle5			
at pm 3.7 bar =>	pcha in bar :	3.4	3.4	2.9	2.9	2.9			
test type III (zIII = 0.06)	for rdyn min :	axle1	axle2	axle3	axle4	axle5			
at pm 1.3 bar =>	pcha in bar :	0.8	0.8	0.8	0.8	0.8			

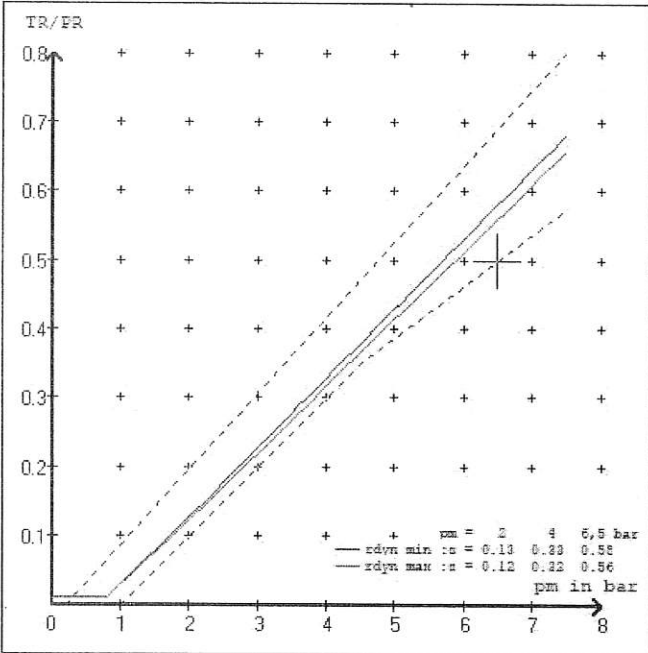
brake chamber pressure laden



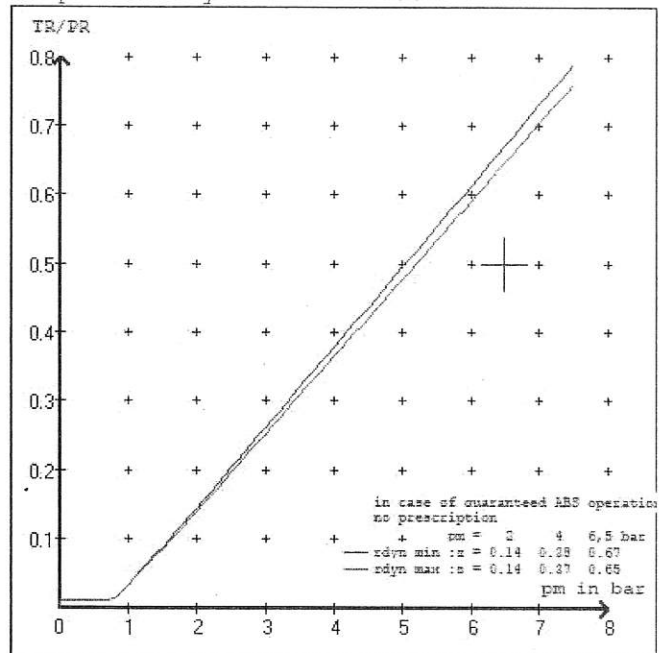
brake chamber pressure unladen



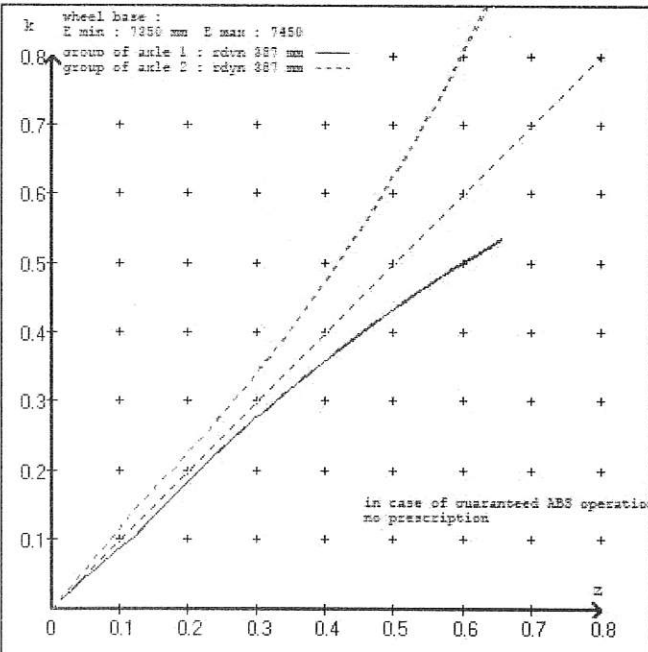
compatibility band laden



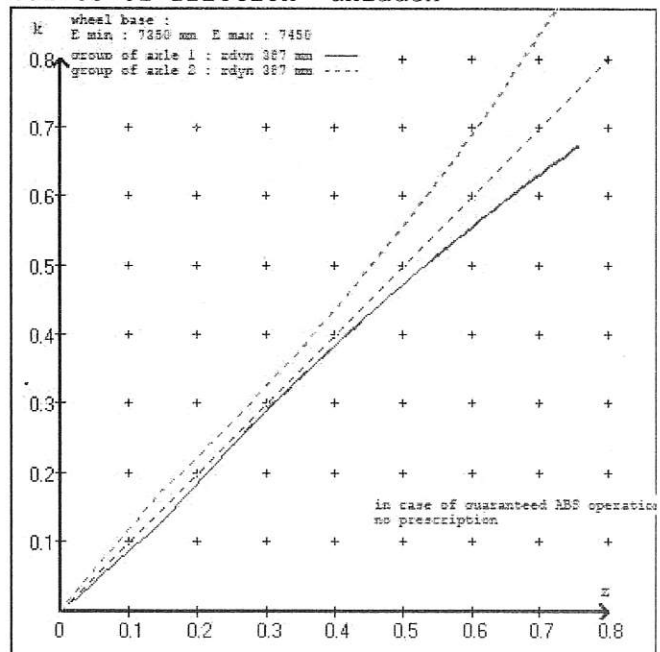
compatibility band unladen



curves of friction laden



curves of friction unladen



vehicle manufacturer: DOMETT TRAILERS
 trailer model : 5AFT STOCK
 trailer type : 5-axle-full-trailer

brake chamber and lever length :

axle 1 : 2 x type/diameter 20. (Meritor) lever length 69 mm
 axle 2 : 2 x type/diameter 20. (Meritor) lever length 69 mm
 axle 3 : 2 x type/diameter T.14/24 (Meritor) lever length 69 mm
 axle 4 : 2 x type/diameter T.14/24 (Meritor) lever length 69 mm
 axle 5 : 2 x type/diameter 14. (Meritor) lever length 69 mm

brake diagram :

valve :

480 207 0.. 0 WABCO EBS relay valve or 480 207 2.. 0
 480 102 0.. 0 WABCO EBS trailer modulator

EBS input data

=====

vehicle manufacturer: DOMETT TRAILERS
 trailer model : 5AFT STOCK
 trailer type : 5-axle-full-trailer
 brake calculation no. : TP 52172A

tire circumference main axle : 2425 for rdyn max
 tire circumference auxiliary axle : 2425 for rdyn max

assignment pm / deceleration z: pm 0.8 bar z = 0.010
 (laden condition) 2.0 bar z = 0.128
 6.5 bar z = 0.570

control pressure pm		6,5		control pressure pm		0.8	2.0	6.5
axle	axle load unladen	bellow pr. unladen	brake pr. unladen	axle load laden	bellow pr. laden	brake pr. laden		
1	2400	to be	2.6	8000	to be	0.4	1.4	6.7
2	2400	entered by the vehicle manufact.	2.6	8000	entered by the vehicle manufact.	0.4	1.4	6.7
3	1850		1.9	6350		0.3	1.5	5.1
4	1850		1.9	6350		0.3	1.5	5.1
5	1850		1.9	6350		0.3	1.5	5.1

The unladen values indicated in the above table are values for the basic parameter set. Higher unladen axle loads and liftaxles are automatically recognized and do not require separate adjustment. The above unladen axle loads must not be fallen below.

=====

axle 1	axle 2	axle 3	axle 4	axle 5
axle load pcyl	axle load pcyl	axle load pcyl	axle load pcyl	axle load pcyl
2400 2.6	2400 2.6	1850 1.9	1850 1.9	1850 1.9
2900 3.0	2900 3.0	2350 2.3	2350 2.3	2350 2.3
3400 3.3	3400 3.3	2850 2.6	2850 2.6	2850 2.6
3900 3.7	3900 3.7	3350 3.0	3350 3.0	3350 3.0
4400 4.1	4400 4.1	3850 3.3	3850 3.3	3850 3.3
4900 4.4	4900 4.4	4350 3.7	4350 3.7	4350 3.7
5400 4.8	5400 4.8	4850 4.0	4850 4.0	4850 4.0
5900 5.2	5900 5.2	5350 4.4	5350 4.4	5350 4.4
8000 6.7	8000 6.7	6350 5.1	6350 5.1	6350 5.1

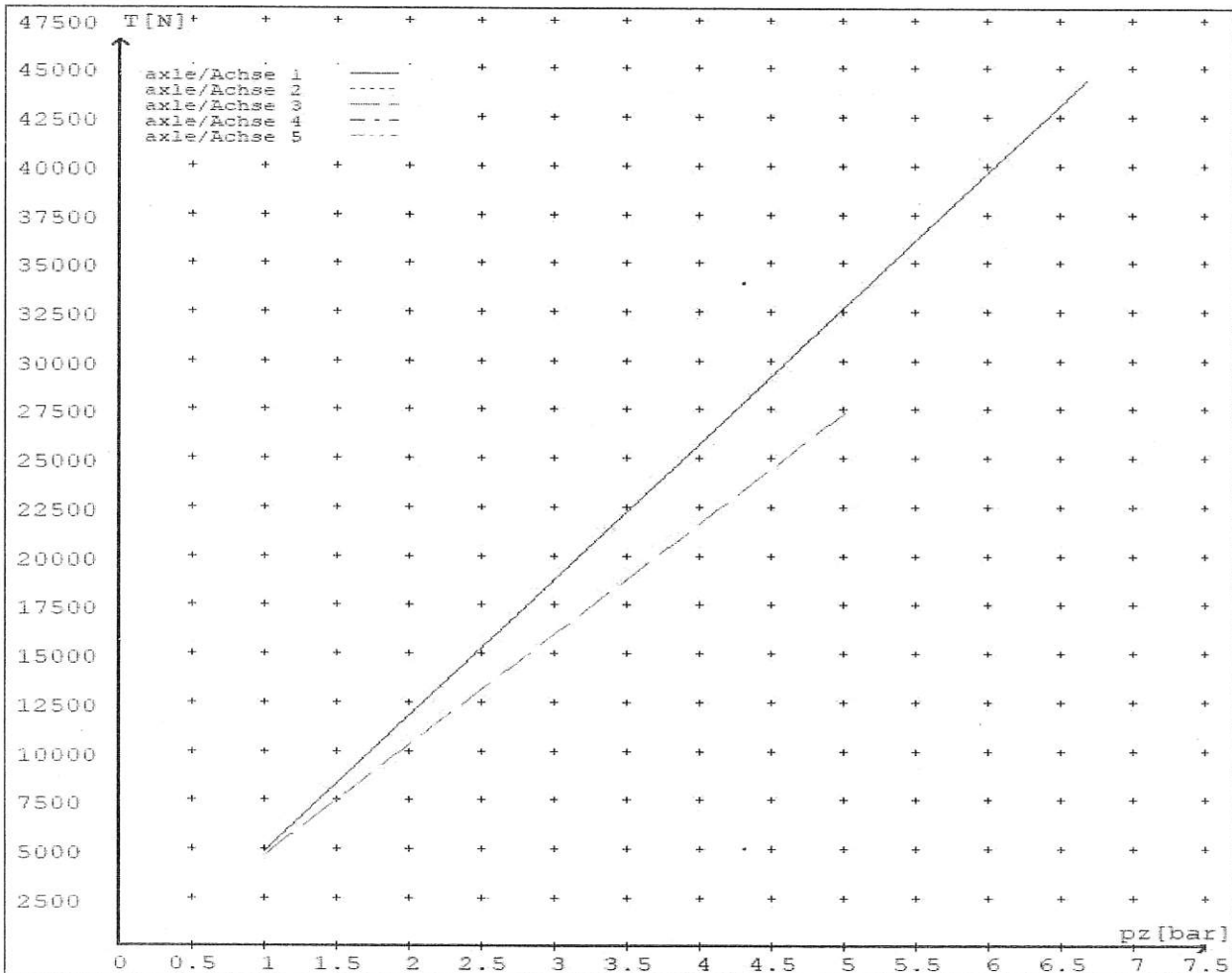
reference values

reference values for z = 50% for max rdyn: 387 mm

	pz [bar]	T [N]	T [N]
axle 1	1.0	4801	
	6.7	44379	
axle 2	1.0	4801	
	6.7	44379	
axle 3	1.0		4600
	5.1		27754
axle 4	1.0		4600
	5.1		27754
axle 5	1.0		4600
	5.1		27754

VIN - no.:

	Axle(s) / Achse(n)				
brake cylinder type (service / parking) Bremszylinder Typ (Betrieb / Fest)	20./	20./	T.14/24	T.14/24	14./
Maximum stroke smax = ...mm maximaler Hub smax =mm	65	65	64	64	64
Lever length =mm Hebellänge =mm	69.4	69.4	69.4	69.4	69.4



reference values for $z = 0.5$

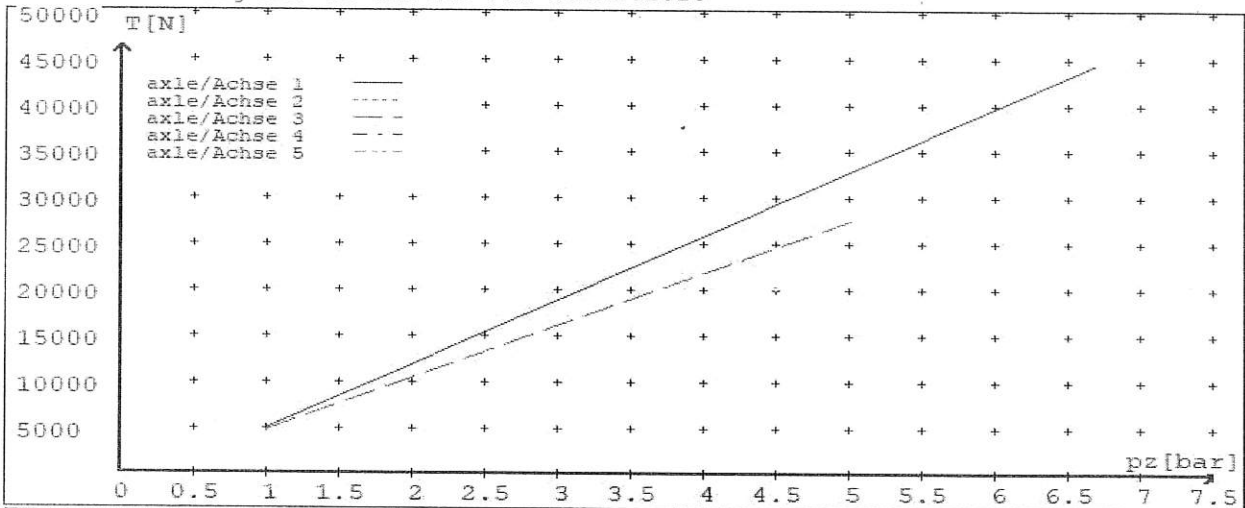
for max rdyn: 387 mm

Angabe der Referenzwerte für $z = 0.5$


für max rdyn: 387 mm

brake calculation no: TP 52172A date 08.11.2020

Bremsberechnung Nr: TP 52172A vom 08.11.2020



	Axle(s) / Achse(n)				
brake cylinder type (service / parking) Bremszylinder Typ (Betrieb / Fest)	20./	20./	T.14/24	T.14/24	14./
Maximum stroke smax = ...mm maximaler Hub smax = ...mm	65	65	64	64	64
Lever length = ...mm Hebellänge = ...mm	69.4	69.4	69.4	69.4	69.4



NOTICE TO VEHICLE OPERATOR

THIS VEHICLE HAS A BRAKE SYSTEM WHICH HAS BEEN DESIGNED AND FITTED IN ACCORDANCE WITH THE LAND TRANSPORT HEAVY VEHICLE BRAKE RULE 32015/5.

IF THIS VEHICLE IS OPERATED IN CONJUNCTION WITH NON-CERTIFIED VEHICLES, THERE MAY BE OPERATIONAL FACTORS WHICH NEED TO BE TAKEN INTO CONSIDERATION.

PLEASE REFER TO THE CERTIFIER FOR FURTHER INFORMATION.

**EXCERPT FROM LAND TRANSPORT RULE; HEAVY-VEHICLE BRAKES
RULE 32015/5. SECTION 10,**

10.1 RESPONSIBILITIES OF OPERATORS

A person who operates a vehicle must ensure that the vehicle complies with this rule.

10.2 RESPONSIBILITIES OF REPAIRERS

A person who repairs or adjusts a brake must ensure that the repair or adjustment:

- a) does not prevent the vehicle from complying with this rule;
- b) complies with Land Transport Rule: Vehicle Repair 1998.

10.3 RESPONSIBILITIES OF MODIFIERS

A person who modifies a vehicle so as to affect the braking performance of the vehicle must:

- a) ensure that the modification does not prevent the vehicle from complying with this Rule; and
- b) notify the operator that the vehicle must be inspected and, if necessary, certified by person or organisation appointed to carry out specialist inspection and certification of heavy vehicle brakes.

IF YOU ARE UNSURE ABOUT YOUR RESPONSIBILITIES, PLEASE CONTACT THE VEHICLE MANUFACTURER, OR MYSELF.

COMPLAINTS. Complaints and Warranty issues which relate to Brake Certification will be acknowledged within 7 working days and a resolution proposed within 25 working days. Resolution of complaints and Warranty issues is subject to Transpecs Warranty policy. Customers have the right to appeal to the New Zealand Transport Authority if dissatisfied with a Compliance issue. (Refer NZTA Deed Of Appointment Para 47.4) NZTA Helpdesk 0800 699 000

J.Hirst (JEH) HVEK)



NOTICE TO VEHICLE OPERATOR

This trailer is equipped with an Electronic Brake System.

To comply with the New Zealand Heavy Vehicle Brake Rule 32015/5, it must be used only in conjunction with a truck/tractor equipped with a 5 or 7 pin ABS/EBS power supply socket.

Failure to connect to such supply invalidates Brake Rule compliance.

The trailer ABS/EBS warning light on the towing vehicle dashboard must illuminate when the ignition is switched on and extinguish when the vehicle is in motion.

If the light does not illuminate when ignition is switched on, the system must be checked. If the light remains illuminated when the vehicle is in motion, Brake Rule compliance is compromised. Repairs must be made as soon as possible.

If you are unsure of your responsibilities and/or obligations, please contact either the vehicle manufacturer or myself.

J E Hirst
(JEH HVEK)
(09 980 7300)



**NEW ZEALAND HEAVY VEHICLE BRAKE RULE 32015-5
WORKSHEET, PROCEDURE DOCUMENTATION SHEET
& CONFIRMATION OF COMPLIANCE**

CLIENT

MANUFACTURER:	DOMETT TRAILERS
ADDRESS:	TAURIKURA DRIVE, TAURANGA 3110
FLEET:	LEONARD TRANSPORT

VEHICLE DETAILS

VEHICLE TYPE:	5AFT LIVESTOCK	CERT #:	JH211020
YEAR:	2021	CALCULATION #:	TP52172
MAKE:	DOMETT	REGO #:	N/A
MODEL:	E2501 H	LT400 #:	809724
CHASSIS #:	2141	ORDER #:	8041
VIN #:	7A9E25016N2023141		
GVM: t	32	PRIME MOVER:	EBS / EUROPEAN
LOAD CONFIGURATION:	UNIFORM DENSITY		
GROUP RATINGS: t	FRONT	REAR	
	16	19	
WHEEL BASE: m	7.405		
	UNLADEN COG m	MAX HEIGHT m	HEIGHT DECK m
	1.466	4.3	0.96
COG: m	2.255		
	FRONT	REAR	TOTAL
TARE: t	4.8	5.5	10.3
	FRONT	REAR	
TYRE SIZE:	215 75 R17.5	215 75 R17.5	
ROLLING CIRCUMFERENCE: mm	2344	2344	
AXLE SPACING: m	1.31	2.51	

BRAKE & AXLE DETAILS

	MAKE	MODEL	TEST REPORT
AXLE:	IMT	PAN 17 DISC	WABCO
POLE WHEEL FRONT:	80	POLE WHEEL REAR:	80
LINING MATERIAL:	JURID 539	BRAKE FACTOR:	17.6
SENSED AXLES:	2 + 4	NOTES:	
SERIAL NUMBERS:	1	N/A	U24/2904E3
	2	N/A	U24/2904E3
	3	N/A	U24/2904E3
	4	N/A	U24/2904E3
	5	N/A	U24/2904E3

CHAMBER AND VALVING DETAILS

CHAMBERS:	AXLE 1 & 2	AXLE 3 & 4	AXLE 5
BRAND:	TSE_CHAMBERS	TSE_CHAMBERS	TSE_CHAMBERS
SIZE:	20HSCLD	1416HTLD	14HSCLD
STROKE: mm	65	64	64
TEST REPORT #:	BC 0041.0 Jul '07	BC0143.0	BZ 122.1 Sep '00
SPRINGBRAKE FORCE: kN	N/A	6.16	N/A
HOLDOFF PRESSURE: Bar	N/A	4.8	N/A
FOUNDATION BRAKE:	WABCO PAN 17	WABCO PAN 17	WABCO PAN 17
LEVER LENGTH: mm	69	69	69
BRAKE VALVES:	MAKE:	PART NUMBER:	PM PRESS. kPa
ECU PART #:	WABCO	480 102 08. 0 (MV)	80 kPa
3RD MODULATOR #:	WABCO	480 207 202 0 (12V)	80 kPa
ANTI-COMPOUNDING:	YES		
SPRING BRAKE RELAY:	SEALCO_SBR	110701	
YARD RELEASE VALVE:	SEALCO_YR	17600B	
INLINE RELAY FITTED:	N/A	N/A	
ECU DIRECTION:	<input checked="" type="checkbox"/> FRONT <input type="checkbox"/> REAR	FRONT FRICTION: μ	0.465
SUBSYSTEMS:	<input checked="" type="checkbox"/> SMARTBOARD	<input type="checkbox"/> OPTI-LINK	<input type="checkbox"/> CAN ROUTER 446 122 050 0
	<input type="checkbox"/> ELEX 446 122 070 0	<input type="checkbox"/> TAILGUARD	

SUSPENSION

	FRONT	REAR
SUSPENSION TYPE:	ELECTRONIC	ELECTRONIC
MAKE:	SAF_AIRSPRING	SAF_AIRSPRING
MODEL:	SAF_MODULAR	SAF_MODULAR
BELLOW SIZE:	2618, 300mm	2618, 300mm
HEIGHT CONTROL VALVE:	441 050 100 0	441 050 100 0
OTHER VALVES:	463 090 500 0 (eTASC)	463 090 500 0 (eTASC)
RIDE HEIGHT mm :	240	240
HANGER HEIGHT mm :	290	290
PEDESTAL HEIGHT mm :	40	40
LIFTAXLE:		5TH AXLE
TIPPING DUMP SWITCH:		N/A
LIFTAXLE VALVE:		463 084 050 0 (12v)
PRESSURE LIMITING:		N/A

AIR TANKS

AIR TANKS STANDARD:	SAE J10A / EN286-2	
	FRONT	REAR
BRAKE TANK SIZE: L	46	46 + 25
AUXILLARY TANK SIZE: L	N/A	46
PRESSURE PROTECTION:	WABCO PEM: 461 513 002 0	

AIR LINES

TEST POINTS:

CONTROL LINE:	X 1	TANK:	X 1
REAR CHAMBER:	X 2	FRONT CHAMBER:	X 1
DUOMATIC COLOUR CODED:	YES		

ELECTRONIC HEIGHT SENSOR CALIBRATION

	TIMER TICKS [F/R]	MILLIMETRE [F / R]
UPPER LEVEL:	1352/1345	315/325
NORMAL LEVEL:	1298/1264	240/240
LOWER LEVEL:	1227/1195	175/170

CHECKS AT COMMISSION OF VEHICLE

CHAMBER BUNGS REMOVED: VALVE MOUNTING:

ECU BLANKING PLUGS CHECKED:

RESPONSE TIME:	MODULATOR 2.1	MODULATOR 2.2	RELAY VALVE
ms:	210	225	420

NOTES AND SPECIAL CONDITIONS

FILES RECEIVED 10.09.21

FILES CREATED: 01.11.2021


REASON FOR CERTIFICATION: NEW TRAILER BUILD

I UNDERSTAND AND DECLARE THAT I AM THE CERTIFIER IDENTIFIED BELOW AND HOLD A CURRENT VALID APPOINTMENT. I CERTIFY THAT AT THE TIME OF INSPECTION THE ABOVE MENTIONED VEHICLE COMPONENT DESIGN AND THIS CERTIFICATION COMPLIES IN ALL RESPECTS WITH THE LAND TRANSPORT RULE VEHICLE STANDARDS COMPLIANCE 2002 AND MY DEED OF APPOINTMENT. TO THE BEST OF MY KNOWLEDGE THE INFORMATION CONTAINED IN THIS CERTIFICATE IS TRUE AND CORRECT.

NEW ZEALAND HEAVY VEHICLE BRAKE RULE 32015/5, SCHEDULE 5.

DATE: 16/12/2021

SIGNED:



CERTIFIER NAME & ID: CHRIS CLARKE CJC

SODC BY: JOHN HIRST JEH

PHONE (BUS): 09-980-7300

FAX:

POSTAL ADDRESS: P.O. Box 98-971, Manukau 2241
New Zealand