

Heavy vehicle specialist inspector's or manufacturing inspecting organisation's name (PRINT IN CAPS) **JOHN HIRST** ID **JEH**

Plate number (optional) **7A9E25010M2023151** VIN/chassis number

Make **DOMETT** Component being certified:  Chassis  Load anchorage  
 Model (optional) **E2501 H**  Log bolsters  Towing connection  Brakes  
 Certification category **HVEK**  SRT  PSV stability  PSV rollover  
 Swept path  PBS

Description of work  
 CERTIFY TO SCHEDULE 5 OF LTR 32015/5: NZ HEAVY VEHICLE BRAKE SPECIFICATION.  
 CARRY OUT BRAKE CALCULATIONS, INSPECTION AND ECU END OF LINE PROTOCOL.  
 5AFT LIVESTOCK **RSS ON TYRE: 265 70 R19.5**  
 FOR SYSTEM ARCHITECTURE, PLEASE REFER TO PDS WORKSHEET & SCHEMATIC.  
**REASON FOR CERTIFICATION: NEW TRAILER BUILD**

Code/standard/rule certified to **LTR 32015/5** Component load rating(s) **32 Tonnes GVM**  
 General drawing number(s) **N/A** **16 Tonne (Front brake mass)**  
**19 Tonne (Rear brake mass)**


Supporting documents  
**BRAKE RULE CERTIFICATE JH220315**  
**BRAKE CALCULATION # TP52418**

Special conditions (optional)  
**WARNING LAMP MUST ILLUMINATE WHEN IGNITION IS SWITCHED ON & THEN EXTINGUISH IMMEDIATELY OR WHEN VEHICLE SPEED EXCEEDS 7 KM/H**

Certification expiry date (if applicable) **N/A [UNLESS MODIFIED]** or Hubodometer reading (whichever comes first)

**Declaration**

I the undersigned, declare that I am the heavy vehicle specialist inspector identified and I hold a current valid appointment. I certify that the above mentioned vehicle component's design, manufacture and installation, and this certification complies in all respects with the Land Transport Rule: Vehicle Standards Compliance 2002 and my appointment. To the best of my knowledge the information contained in the certificate is true and correct.

Designer's ID (if different from inspector below)  
 Inspector's signature   
 Inspector's name (PRINT IN CAPS) **JOHN HIRST** ID number **JEH**  
 Date **18-Mar-22** Number **814565**

CoF vehicle inspector ID (if applicable) CoF vehicle inspector signature (if applicable) Date

All fields are mandatory unless otherwise stated.

# WABCO START-UP LOG

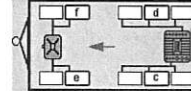
System	Trailer EBS-E	WABCO part number	480 102 084 0
Production date	2021-11-15	Serial number	897040685800H
Serial number (modulator)	000000511755		
Fingerprint Customer EOL / Customer Development / Flash Program	W041610 / 2022-03-18 ; 00000000 / 0000-00-00 ; 00000000 / 0000-00-00		

## WABCO TRAILER EBS-E

GGVS/ADR TUEH TB 2007 - 019.00  
ATPR0185

HERSTELLER MANUFACTURER CONSTRUCTEUR	DOMETT TRAILERS		
TYP TYPE TYPE	5AFT CURTAINSIDE		
VEHICLE IDENT. NUMBER CHASSIS NUMBER NUMERO DE CHASSIS	7A9E25010M2023151		
BREMSEBERECHNUNGS-NR. BRAKE CALCULATION NO. CALCUL DE FREINAGE NO.	TP52418A		
POLRADZÄHNEZAHL, c-d   e-f POLE WHEEL TEETH c-d   e-f DENTS ROUE DENTÉE c-d   e-f	100	100	ABS-System ABS-System Système ABS
			4S/3M
RSS RSS RSS	Einachsbereifung Single Tire Monte simple		Lenkachse Steering axle Essieu vireur
	Zwillingsbereifung Twin Tire Monte jumelé	X	Kippkritisches Fahrzeug Critical Trailer Véhicule critique
Subsystems	SB	I/O	24N

GIO	Pin1	Pin3	Pin4
1	---	---	---
2	---	---	---
3	ALS2	ALS2	---
4	---	---	---
5	DIAG	DIAG	DIAG
6	---	---	---
7	---	---	---



ACHSE AXLE ESSIEU	pm (bar)		6.5		pm (bar)		0.8		2.0		---		6.5		TYP TYPE	(mm)	(mm)	(bar)	
	(kg)	(kg)	(kg)	(kg)	(kg)	(kg)	(kg)	(kg)	(kg)	(kg)	(kg)	(kg)	1.0	Pz					
1	2400	1.1	3.2	8000	4.5	0.4	1.3	---	6.4	-	20	65	69	514	4773				
2	2400	1.1	3.2	8000	4.5	0.4	1.3	---	6.4	-	20	65	69	514	4773				
3	1800	0.7	2.0	6350	3.5	0.3	1.4	---	4.2	-	14 / 16	64	69	494	2547				
4	1800	0.7	2.0	6350	3.5	0.3	1.4	---	4.2	-	14 / 16	64	69	494	2547				
5	1800	0.7	2.0	6350	3.5	0.3	1.4	---	4.2	-	14	64	69	494	2547				

### TEBS-E

Diagnostic memory	OK	Warning lamp control	OK
Parameter setting	carried out	Stop light supply	OK
EBS pressure test	Not tested	Lifting axle test	Not tested
Redundancy test	OK	ECAS height sensor calibration	Not tested
ABS sensor assignment	OK	Height sensor axle load	Not tested
RTR test	Not tested	Leak test	Not tested
Immobilizer test	Not tested	Signal outputs	Not tested
Signal inputs	Not tested	Tag axle test	Not tested

### Electronic Extension Module

Diagnostic memory	Not tested	Signal outputs	Not tested
TailGUARDlight	Not tested	TailGUARD	Not tested

Manufacturer	DOMETT TRAILERS	Vehicle ident. no.	7A9E25010M2023151
Vehicle type	5AFT CURTAINSIDE	Odometer reading	10.6 km
Next service	0 km	Trip reading	10.6 km
Tester	J Hirst	Signature	
Date	2022-03-18 10:04:20 am		

trailer (full, semi-, centre-axle) with air brake system acc. to UN/ECE-R.13.11

distribution: DOMETT TRAILERS  
 7A9E25010M2023151  
 JH220315  
 LT400: 814565

please note! This brake calculation is made under consideration of  
 -the legal precriptions mentioned above in the version valid at the time of making the program (V6.18.07.12).  
 -the functional characteristics of our products as well as the data of the brake out of the test approvals of the axle manufacturers, and  
 -the other vehicle data included in the brake calculation.  
 Please check whether these data correspond to the actual vehicle data.  
 Our conditions of delivery apply (particularly section 9.0).  
 In any case we commend to do a braking harmonisation!  
 WABCOBrake V6.18.07.12 db 31.08.2018

vehicle manufacturer: DOMETT TRAILERS  
 trailer model : 5AFT CURTAINSIDE  
 trailer type : 5-axle-full-trailer  
 remarks : air / hydraulic / VA suspension  
 WABCO TRAILER - EBS  
 TRISTOP 3+4: T.14/24 [TSE1416HTLD64 ACTUALLY FITTED -  
 SEE PAGE 7 FOR PERFORMANCE DATA]  
 265/70 R 19,5

axle 1 + 2 + 3 + 4 + 5 : HENDRICKSON, SBW 1937, ATRP0185,

		unladen	laden
total mass	P in kg	10200	35050
axle 1	P1 in kg	2400	8000
axle 2	P2 in kg	2400	8000
axle 3	P3 in kg	1800	6350
axle 4	P4 in kg	1800	6350
axle 5	P5 in kg	1800	6350
wheel base	E in mm	6450 - 6550	
centre of gravity height	h in mm	1484	2275

	axle 1	axle 2	axle 3	axle 4	axle 5
no. of combined axles	1	1	1	1	1
no. of brake chambers per axle line K D Z	2	2	2	2	2
The power output corresponds to	BZ 122.1	BZ 122.1	BZ 119.6	BZ 119.6	BZ 122.1
brake chamber manufacturer	Meritor	Meritor	Meritor	Meritor	Meritor
chamber size	20.	20.	T.14/24	T.14/24	14.
lever length lbh in mm	69	69	69	69	69
brake factor [-]	23.49	23.49	23.49	23.49	23.49
dyn. rolling radius rdyn min in mm	421	421	421	421	421
dyn. rolling radius rdyn max in mm	421	421	421	421	421
threshold torque Co Nm	6.0	6.0	6.0	6.0	6.0

calculation:

chamber pressure (rdyn min) pH at z=22,5%bar	2.3	2.3	2.0	2.0	2.0
chamber pressure (rdyn max) pH at z=22,5%bar	2.3	2.3	2.0	2.0	2.0
chamber press. (servo) pcha at pm6,5bar bar	6.4	6.4	4.2	4.2	4.2
piston force ThA at pm6,5bar N	7441	7441	3984	3984	3984
brake force (rdyn min) T lad. at pm6,5bar N	57474	57474	30668	30668	30668
brake force (rdyn max) T lad. at pm6,5bar N	57474	57474	30668	30668	30668
Brake force incl. 1 % rolling resistance proportion %	22.3	22.3	18.5	18.5	18.5

braking rate z laden 0.602 for rdyn min  
 z = sum (TR)/PRmax 0.602 for rdyn max

Trailer may only be operated in combination with trucks/tractors with ISO 7638 supply (5 or 7 polar).

brake diagram :

maximum pressure: 8.5 bar

axle 1:

valve 1: 480 207 0.. 0                    WABCO            or 480 207 2.. 0  
          EBS relay valve

brake cylinder: Meritor    20HSCLD65

axle 2:

valve 1: 480 207 0.. 0                    WABCO            or 480 207 2.. 0  
          EBS relay valve

brake cylinder: Meritor    20HSCLD65

axle 3:

valve 1: 480 102 0.. 0                    WABCO  
          EBS trailer modulator

brake cylinder: Meritor    1424HTLD64

axle 4:

valve 1: 480 102 0.. 0 WABCO  
EBS trailer modulator

brake cylinder: Meritor 1424HTLD64

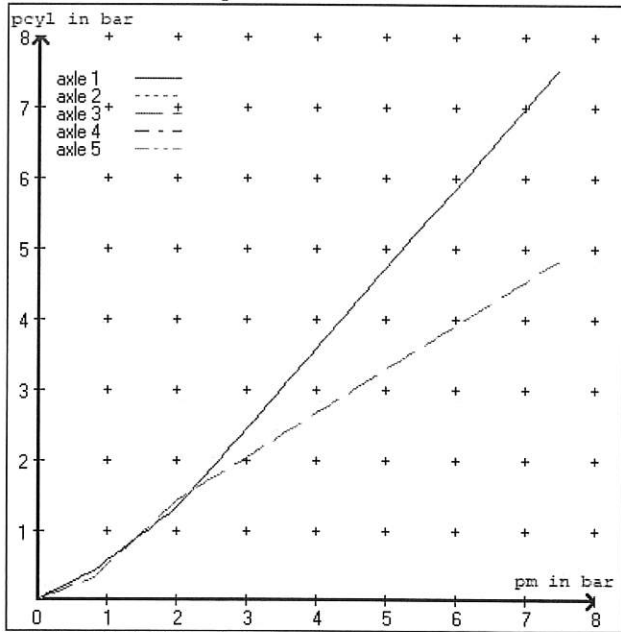
axle 5:

valve 1: 480 102 0.. 0 WABCO  
EBS trailer modulator

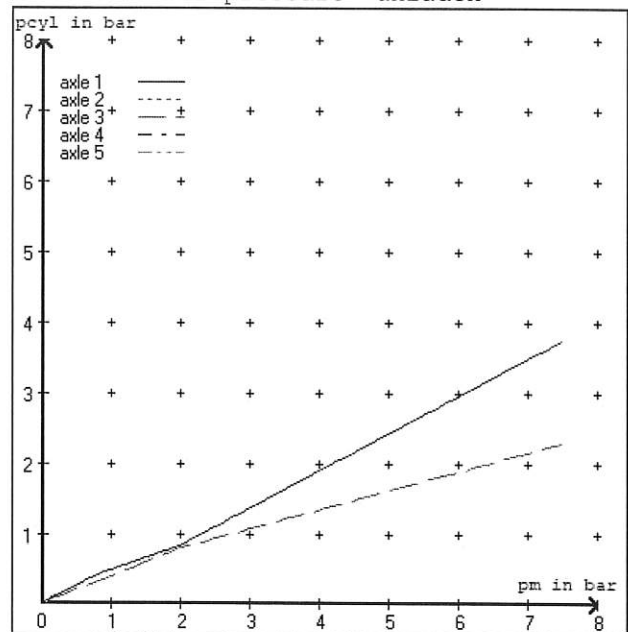
brake cylinder: Meritor 14HSCLD64

test type III (zIII = 0.30)	for rdyn min :	axle1	axle2	axle3	axle4	axle5	
at pm 3.6 bar =>	pcha in bar :	3.1	3.1	2.4	2.4	2.4	
test type III (zIII = 0.06)	for rdyn min :	axle1	axle2	axle3	axle4	axle5	
at pm 1.3 bar =>	pcha in bar :	0.8	0.8	0.8	0.8	0.8	

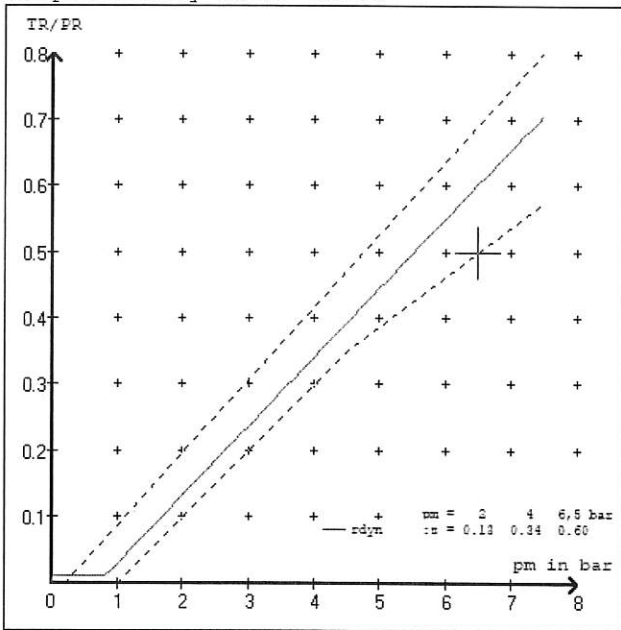
brake chamber pressure laden



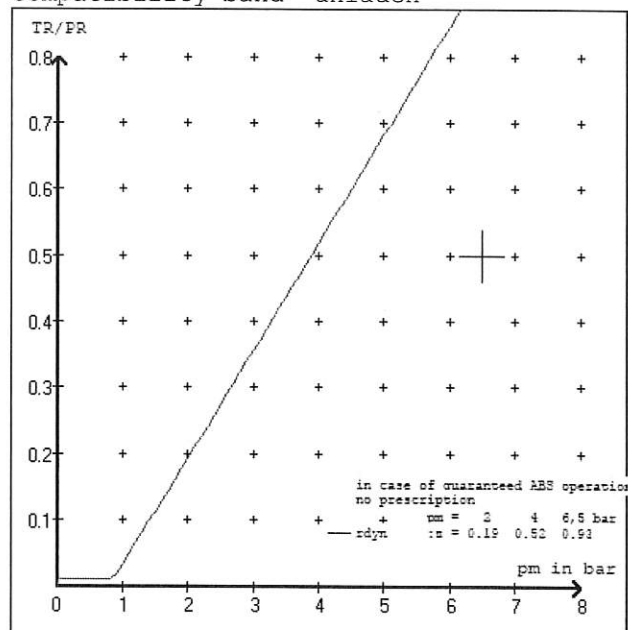
brake chamber pressure unladen



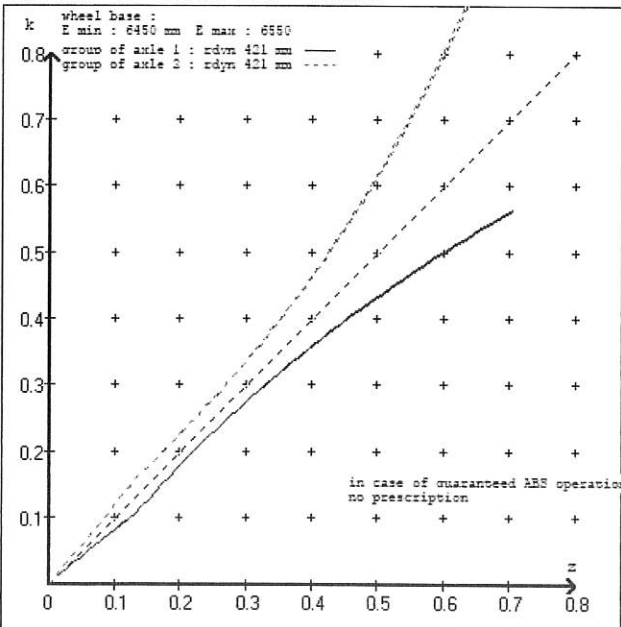
compatibility band laden



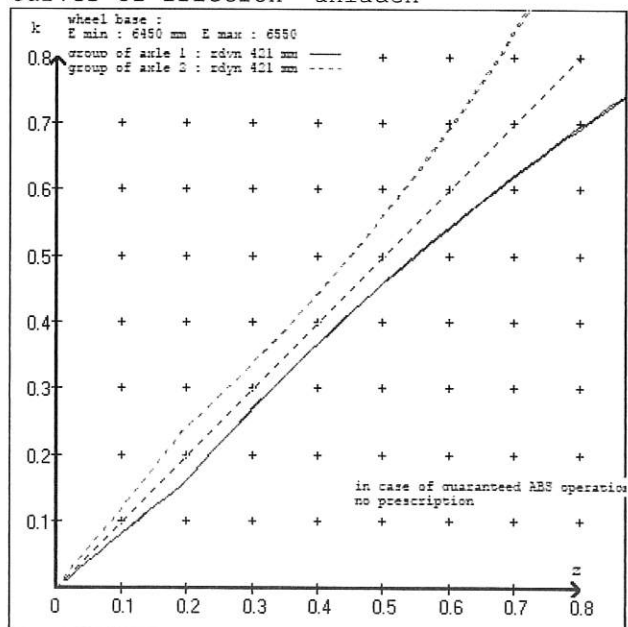
compatibility band unladen



curves of friction laden



curves of friction unladen



vehicle manufacturer: DOMETT TRAILERS  
 trailer model : 5AFT CURTAINSIDE  
 trailer type : 5-axle-full-trailer

brake chamber and lever length :

axle 1 : 2 x type/diameter 20. (Meritor) lever length 69 mm  
 axle 2 : 2 x type/diameter 20. (Meritor) lever length 69 mm  
 axle 3 : 2 x type/diameter T.14/24 (Meritor) lever length 69 mm  
 axle 4 : 2 x type/diameter T.14/24 (Meritor) lever length 69 mm  
 axle 5 : 2 x type/diameter 14. (Meritor) lever length 69 mm

brake diagram :

valve :

480 207 0.. 0 WABCO EBS relay valve or 480 207 2.. 0  
 480 102 0.. 0 WABCO EBS trailer modulator

EBS input data

=====

vehicle manufacturer: DOMETT TRAILERS  
 trailer model : 5AFT CURTAINSIDE  
 trailer type : 5-axle-full-trailer  
 brake calculation no. : TP 52418A

tire circumference main axle : 2650 for rdyn max  
 tire circumference auxiliary axle : 2650 for rdyn max

assignment pm / deceleration z: pm 0.8 bar z = 0.010  
 (laden condition) 2.0 bar z = 0.134  
 6.5 bar z = 0.600

control pressure pm		6,5	control pressure pm		0.8	2.0	6.5	
axle	axle load unladen	bellow pr. unladen	brake pr. unladen	axle load laden	bellow pr. laden	brake pr. laden		
1	2400	to be	3.2	8000	to be	0.4	1.3	6.4
2	2400	entered by the vehicle manufact.	3.2	8000	entered by the vehicle manufact.	0.4	1.3	6.4
3	1800		2.0	6350		0.3	1.4	4.2
4	1800		2.0	6350		0.3	1.4	4.2
5	1800		2.0	6350		0.3	1.4	4.2

The unladen values indicated in the above table are values for the basic parameter set. Higher unladen axle loads and liftaxles are automatically recognized and do not require separate adjustment. The above unladen axle loads must not be fallen below.

=====

axle 1	axle 2	axle 3	axle 4	axle 5
axle load pcyl	axle load pcyl	axle load pcyl	axle load pcyl	axle load pcyl
2400 3.2	2400 3.2	1800 2.0	1800 2.0	1800 2.0
2900 3.5	2900 3.5	2300 2.2	2300 2.2	2300 2.2
3400 3.8	3400 3.8	2800 2.5	2800 2.5	2800 2.5
3900 4.1	3900 4.1	3300 2.7	3300 2.7	3300 2.7
4400 4.3	4400 4.3	3800 3.0	3800 3.0	3800 3.0
4900 4.6	4900 4.6	4300 3.2	4300 3.2	4300 3.2
5400 4.9	5400 4.9	4800 3.5	4800 3.5	4800 3.5
5900 5.2	5900 5.2	5300 3.7	5300 3.7	5300 3.7
8000 6.4	8000 6.4	6350 4.2	6350 4.2	6350 4.2

data sheet to ECE vehicle type-approval certificate concerning braking equipment: according to ECE R13 annex 11

axle 1 : reference axle: HENDRICKSONSBW 1937	brake lining: WABCO 230
test report : ATRP0185	date : 02.03.2017
axle 2 : reference axle: HENDRICKSONSBW 1937	brake lining: WABCO 230
test report : ATRP0185	date : 02.03.2017
axle 3 : reference axle: HENDRICKSONSBW 1937	brake lining: WABCO 230
test report : ATRP0185	date : 02.03.2017
axle 4 : reference axle: HENDRICKSONSBW 1937	brake lining: WABCO 230
test report : ATRP0185	date : 02.03.2017
axle 5 : reference axle: HENDRICKSONSBW 1937	brake lining: WABCO 230
test report : ATRP0185	date : 02.03.2017

calc. verific. of residual (hot) braking force type III  
(item 4.2.1 of appendix 2 to annex 11)

axle 1	(rdyn 421 mm)	T = 26.4 % Fe
axle 2	(rdyn 421 mm)	T = 26.4 % Fe
axle 3	(rdyn 421 mm)	T = 16.8 % Fe
axle 4	(rdyn 421 mm)	T = 16.8 % Fe
axle 5	(rdyn 421 mm)	T = 16.8 % Fe

calculated actuator stroke in mm  
(item 4.3.1.1 of appendix 2 to annex 11)

axle 1	(sp = 58 mm)	s = 48 mm
axle 2	(sp = 58 mm)	s = 48 mm
axle 3	(sp = 56 mm)	s = 48 mm
axle 4	(sp = 56 mm)	s = 48 mm
axle 5	(sp = 56 mm)	s = 48 mm

average thrust output in N at pm = 6,5 bar (however max. pcha = 7,0 bar)

axle1	ThA = 7441 N
axle2	ThA = 7441 N
axle3	ThA = 3984 N
axle4	ThA = 3984 N
axle5	ThA = 3984 N

calc. residual (hot) braking force in N  
(item 4.3.1.4 of appendix 2 to annex 11)

axle 1	(rdyn 421 mm)	T = 45944 N
axle 2	(rdyn 421 mm)	T = 45944 N
axle 3	(rdyn 421 mm)	T = 24561 N
axle 4	(rdyn 421 mm)	T = 24561 N
axle 5	(rdyn 421 mm)	T = 24561 N

	basic test	type III
	of subject	(calculated)
	trailer (E)	residual
braking rate of the vehicle		(hot)braking
(item 4.3.2 to appendix 2 to annex 11)	0.60	0.48

required braking rate	>= 0,4 and
(items 1.5.3 and 1.7.2 to annex 11)	>= 0,6*E (0.36)

axle 1	(rdyn 421 mm)	T = 45944 N
axle 2	(rdyn 421 mm)	T = 45944 N
axle 3	(rdyn 421 mm)	T = 24561 N
axle 4	(rdyn 421 mm)	T = 24561 N
axle 5	(rdyn 421 mm)	T = 24561 N

	basic test	type III
	of subject	(calculated)
	trailer (E)	residual
braking rate of the vehicle		(hot)braking
(item 4.3.2 to appendix 2 to annex 11)	0.60	0.48

required braking rate	>= 0,4 and
(items 1.5.3 and 1.7.2 to annex 11)	>= 0,6*E (0.36)



spring parking brake

		<u>axle 3</u>	<u>axle 4</u>
no of TRISTOP-actuators per axle line KDZ		2	2
TRISTOP-actuator type		T.14/16	T.14/16
lever length	lBh in mm	69	69
stat. tyre radius	rstat max in mm	401	401
at a stroke of	s in mm	30	30
min. force of spring brake	TFZ in N	6160	6160
sp.brake chamber no Meritor.....		4	4
release pressure	pLs in bar	4.8	4.8

calculation:

ratio until road		4.0466	4.0466
iFb = lBh*Eta*C*rBt/(rBn*rstat)			
	for rstat in mm	401	401
brake force of spring br. Tf in N		49151	49151
Tf = (TFZ*KDZ-2*Co/lBh)*iFb			
braking rate	zf laden	0.296	
zf = sum (Tf)/P + 0,01			

Test of the frictional connection required by the parking brake

minimum wheelbase/minimum supporting width min Ef necessary  
to fulfil the regulations

$$\min Ef = E * (1 - PR/P + zferf * h/E) / (1 - zferf / (fzul * nf/ng))$$

$$\min Ef = 5062 \text{ mm} \quad \text{for } E = 6450 \text{ mm}$$

=====

$$\min Ef = 5131 \text{ mm} \quad \text{for } E = 6550 \text{ mm}$$

=====

min Ef = minimum distance between front axle(s) (trailer) or support (semitrailer)  
and the rear axle(s) (resultant of the bogie)

E = wheel base

fzul = 0.80 maximum permissible frictional connection required

zferf = 0.18 maximum required braking ratio of the parking brake

h = 2275 mm height of center of gravity - laden

PR = 19050 kg maximum bogie mass - laden

P = 35050 kg maximum total mass - laden

nf = 2 no. of axle(s) with TRISTOP spring brake actuators

ng = 3 no. of bogie axle(s)

axle manufacturer	axle 1 + 2 + 3 + 4 + 5
type of brake	HENDRICKSON
type of axle	SBW 1937
	SBW 1937
	ATRP0185
test report of characteristic value	
adm. stat. axle load	Pstat in kg 9000
tested axle load	Pe in kg 10200
max. adm. tyre radius	Rezul in mm 999
adm. cam. torque (6,5 bar)	Czul in Nm 640
lining area per brake	AB in cm <sup>2</sup> 292
no. of brake cylinder	- 2
brakefactor (SB) Bf	- 23.49
brakefactor (PB) Bf	- 23.49
threshold torque (Co,dec)	Mo in Nm 6
date	
brake lining	02.03.2017
cam torque	WABCO 230
brake force	Ce in Nm 638
stroke	TeIII in daN 4649
tested tyre radius	seIII in mm 48
tested lever length	Re in mm 520
threshold torque (Co,e)	le in mm 69
	in Nm 5

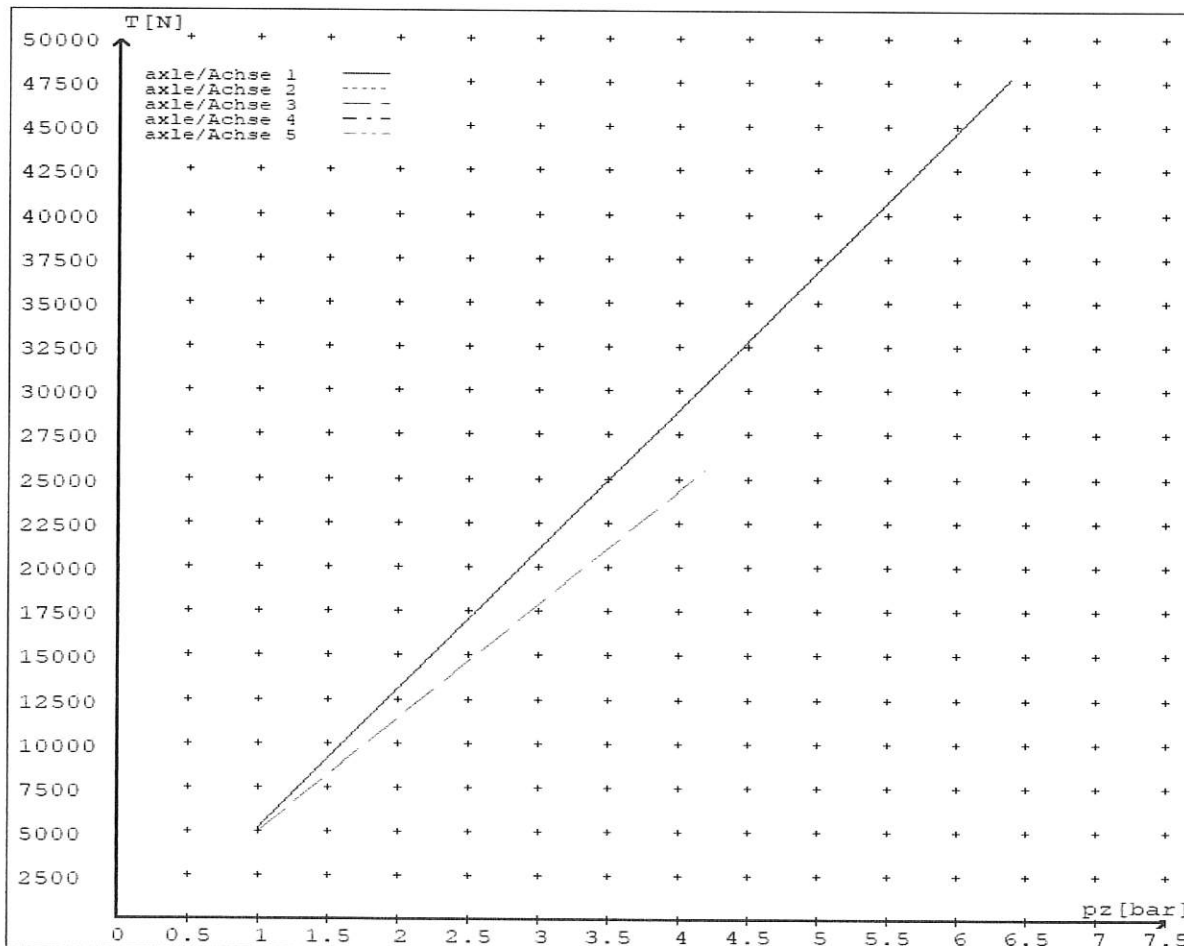
**reference values**

reference values for z = 50% for max rdyn: 421 mm

	pz [bar]	T [N]	T [N]
axle 1	1.0	5141	
	6.4	47736	
axle 2	1.0	5141	
	6.4	47736	
axle 3	1.0		4943
	4.2		25472
axle 4	1.0		4943
	4.2		25472
axle 5	1.0		4943
	4.2		25472

VIN - no.:

	Axle(s) / Achse(n)				
brake cylinder type (service / parking) Bremszylinder Typ (Betrieb / Fest)	20./	20./	T.14/24	T.14/24	14./
Maximum stroke smax = ...mm maximaler Hub smax = ....mm	65	65	64	64	64
Lever length = ....mm Hebellänge = ....mm	69.08	69.08	69.08	69.08	69.08



reference values for  $z = 0.5$

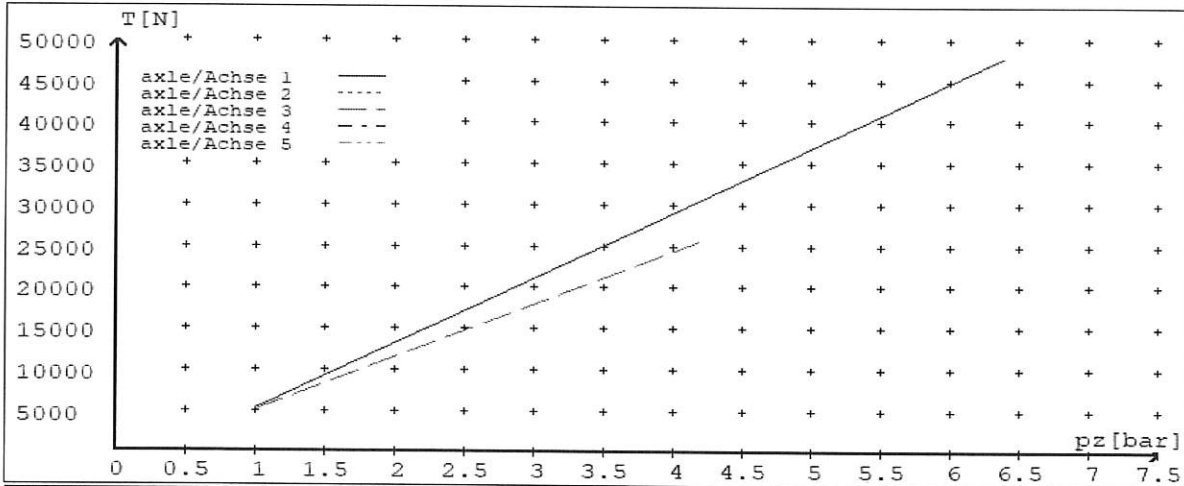
Angabe der Referenzwerte für  $z = 0.5$

for max rdyn: 421 mm

für max rdyn: 421 mm

brake calculation no: TP 52418A date 14.12.2021

Bremsberechnung Nr: TP 52418A vom 14.12.2021



	Axle(s) / Achse(n)				
brake cylinder type (service / parking) Bremszylinder Typ (Betrieb / Fest)	20./	20./	T.14/24	T.14/24	14./
Maximum stroke $s_{max} = \dots$ mm maximaler Hub $s_{max} = \dots$ mm	65	65	64	64	64
Lever length = $\dots$ mm Hebellänge = $\dots$ mm	69.08	69.08	69.08	69.08	69.08



## **NOTICE TO VEHICLE OPERATOR**

***THIS VEHICLE HAS A BRAKE SYSTEM WHICH HAS BEEN DESIGNED AND FITTED IN ACCORDANCE WITH THE LAND TRANSPORT HEAVY VEHICLE BRAKE RULE 32015/5.***

***IF THIS VEHICLE IS OPERATED IN CONJUNCTION WITH NON-CERTIFIED VEHICLES, THERE MAY BE OPERATIONAL FACTORS WHICH NEED TO BE TAKEN INTO CONSIDERATION.***

***PLEASE REFER TO THE CERTIFIER FOR FURTHER INFORMATION.***

**EXCERPT FROM LAND TRANSPORT RULE; HEAVY-VEHICLE BRAKES RULE 32015/5. SECTION 10,**

### **10.1 RESPONSIBILITIES OF OPERATORS**

A person who operates a vehicle must ensure that the vehicle complies with this rule.

### **10.2 RESPONSIBILITIES OF REPAIRERS**

A person who repairs or adjusts a brake must ensure that the repair or adjustment:

- a) does not prevent the vehicle from complying with this rule;
- b) complies with Land Transport Rule: Vehicle Repair 1998.

### **10.3 RESPONSIBILITIES OF MODIFIERS**

A person who modifies a vehicle so as to affect the braking performance of the vehicle must:

- a) ensure that the modification does not prevent the vehicle from complying with this Rule; and
- b) notify the operator that the vehicle must be inspected and, if necessary, certified by person or organisation appointed to carry out specialist inspection and certification of heavy vehicle brakes.

***IF YOU ARE UNSURE ABOUT YOUR RESPONSIBILITIES, PLEASE CONTACT THE VEHICLE MANUFACTURER, OR MYSELF.***

***COMPLAINTS. Complaints and Warranty issues which relate to Brake Certification will be acknowledged within 7 working days and a resolution proposed within 25 working days. Resolution of complaints and Warranty issues is subject to Transpecs Warranty policy. Customers have the right to appeal to the New Zealand Transport Authority if dissatisfied with a Compliance issue. (Refer NZTA Deed Of Appointment Para 47.4) NZTA Helpdesk 0800 699 000***

**J.Hirst (JEH) HVEK)**



## **NOTICE TO VEHICLE OPERATOR**

**This trailer is equipped with an Electronic Brake System.**

To comply with the New Zealand Heavy Vehicle Brake Rule 32015/5, it must be used only in conjunction with a truck/tractor equipped with a 5 or 7 pin ABS/EBS power supply socket.

Failure to connect to such supply invalidates Brake Rule compliance.

The trailer ABS/EBS warning light on the towing vehicle dashboard must illuminate when the ignition is switched on and extinguish when the vehicle is in motion.

If the light does not illuminate when ignition is switched on, the system must be checked. If the light remains illuminated when the vehicle is in motion, Brake Rule compliance is compromised. Repairs must be made as soon as possible.

**If you are unsure of your responsibilities and/or obligations, please contact either the vehicle manufacturer or myself.**

A handwritten signature in black ink, appearing to read 'J E Hirst', written in a cursive style.

J E Hirst  
(JEH HVEK)  
(09 980 7300)



**NEW ZEALAND HEAVY VEHICLE BRAKE RULE 32015-5  
WORKSHEET, PROCEDURE DOCUMENTATION SHEET  
& CONFIRMATION OF COMPLIANCE**

**CLIENT**

<b>MANUFACTURER:</b>	DOMETT TRAILERS
<b>ADDRESS:</b>	TAURIKURA DRIVE, TAURANGA 3110
<b>FLEET:</b>	ELLESMERE TRANSPORT

**VEHICLE DETAILS**

<b>VEHICLE TYPE:</b>	5AFT LIVESTOCK	<b>CERT #:</b>	JH220315
<b>YEAR:</b>	2022	<b>CALCULATION #:</b>	TP52418
<b>MAKE:</b>	DOMETT	<b>REGO #:</b>	N/A
<b>MODEL:</b>	E2501 H	<b>LT400 #:</b>	814565
<b>CHASSIS #:</b>	2151	<b>ORDER #:</b>	8729
<b>VIN #:</b>	7A9E25010M2023151		
<b>GVM: t</b>	32	<b>PRIME MOVER:</b>	EBS / EUROPEAN
<b>LOAD CONFIGURATION:</b>	UNIFORM DENSITY		
<b>GROUP RATINGS: t</b>	<b>FRONT</b>	<b>REAR</b>	
	16	19	
<b>WHEEL BASE: m</b>	6.49		
	<b>UNLADEN COG m</b>	<b>MAX HEIGHT m</b>	<b>HEIGHT DECK m</b>
	1.484	4.3	0.99
<b>COG: m</b>	2.275		
	<b>FRONT</b>	<b>REAR</b>	<b>TOTAL</b>
<b>TARE: t</b>	4.8	5.4	10.2
	<b>FRONT</b>	<b>REAR</b>	
<b>TYRE SIZE:</b>	265 70 R19.5	265 70 R19.5	
<b>ROLLING CIRCUMFERENCE: mm</b>	2645	2645	
<b>AXLE SPACING: m</b>	1.31	2.51	

## BRAKE & AXLE DETAILS

	MAKE	MODEL	TEST REPORT
AXLE:	HENDRICKSON	HND-PAN 19 DISC	ATPR0185
POLE WHEEL FRONT:	100	POLE WHEEL REAR:	100
LINING MATERIAL:	WABCO 230	BRAKE FACTOR:	23.49
SENSED AXLE(S):	2 + 4	<b>NOTES:</b>	
SERIAL NUMBERS:	1	N/A	AANL ZMD
	2	N/A	AANL ZMD
	3	N/A	AANL ZMD
	4	N/A	AANL ZMD
	5	N/A	AANL ZMD

## CHAMBER AND VALVING DETAILS

CHAMBERS:	AXLE 1 & 2	AXLE 3 & 4	AXLE 5
BRAND:	TSE_CHAMBERS	TSE_CHAMBERS	TSE_CHAMBERS
SIZE:	20HSCLD	1416HTLD	14HSCLD
STROKE: <i>mm</i>	65	64	64
TEST REPORT #:	BC 0041.0 Jul '07	BC0143.0	TSE derived
SPRINGBRAKE FORCE: <i>kN</i>	N/A	6.16	N/A
HOLDOFF PRESSURE: <i>Bar</i>	N/A	4.8	N/A
FOUNDATION BRAKE:	WABCO PAN19	WABCO PAN19	WABCO PAN19
LEVER LENGTH: <i>mm</i>	69	69	69
BRAKE VALVES:	<b>MAKE:</b>	<b>PART NUMBER:</b>	<b>PM PRESS. <i>kPa</i></b>
ECU PART #:	WABCO	480 102 08. 0 (MV)	80 kPa
3RD MODULATOR #:	WABCO	480 207 202 0 (12V)	80 kPa
ANTI-COMPOUNDING:	YES		
SPRING BRAKE RELAY:	SEALCO_SBR	110701	
YARD RELEASE VALVE:	SEALCO_YR	17600B	
INLINE RELAY FITTED:	N/A	N/A	
ECU DIRECTION:	<input checked="" type="checkbox"/> FRONT <input type="checkbox"/> REAR	<b>FRONT FRICTION: <math>\mu</math></b>	0.49
SUBSYSTEMS:	<input checked="" type="checkbox"/> SMARTBOARD	<input type="checkbox"/> OPTI-LINK	<input type="checkbox"/> CAN ROUTER 446 122 050 0
	<input type="checkbox"/> ELEX 446 122 070 0	<input type="checkbox"/> TAILGUARD	



## SUSPENSION

	FRONT	REAR
SUSPENSION TYPE:	PNEUMATIC	PNEUMATIC
MAKE:	HENDRICKSON_AIR	HENDRICKSON_AIR
MODEL:	HENDRICKSON_INTRAX	HENDRICKSON_INTRAX
BELLOW SIZE:	ZMD SHOCKLESS	ZMD SHOCKLESS
HEIGHT CONTROL VALVE:	HALDEX 90554950	HALDEX 90554950
OTHER VALVES:	N/A	N/A
RIDE HEIGHT <i>mm</i> :	260	260
HANGER HEIGHT <i>mm</i> :	203	203
PEDESTAL HEIGHT <i>mm</i> :	40	40
LIFTAXLE:		N/A
TIPPING DUMP SWITCH:		N/A
LIFTAXLE VALVE:		N/A
PRESSURE LIMITING:		N/A

## AIR TANKS

AIR TANKS STANDARD:	SAE J10A / EN286-2	
	FRONT	REAR
BRAKE TANK SIZE: <i>L</i>	46	46 + 25
AUXILLARY TANK SIZE: <i>L</i>	N/A	46
PRESSURE PROTECTION:	WABCO PEM: 461 513 002 0	

## AIR LINES

TEST POINTS:			
CONTROL LINE:	X 1	TANK:	X 1
REAR CHAMBER:	X 2	FRONT CHAMBER:	X 1
DUOMATIC COLOUR CODED:	YES		

**ELECTRONIC HEIGHT SENSOR CALIBRATION**

	TIMER TICKS [F/R]	MILLIMETRE [ F / R ]
UPPER LEVEL:	N/A	N/A
NORMAL LEVEL:	N/A	N/A
LOWER LEVEL:	N/A	N/A

**CHECKS AT COMMISSION OF VEHICLE**

CHAMBER BUNGS REMOVED:  VALVE MOUNTING:

ECU BLANKING PLUGS CHECKED:

RESPONSE TIME:	MODULATOR 2.1	MODULATOR 2.2	RELAY VALVE
ms:	200	205	375

**NOTES AND SPECIAL CONDITIONS**

FILES RECEIVED: 09.03.2022

FILES CREATED: 09.03.2022

SCHEDULE FINAL INSPECTION & SIGN OFF: 18.03.2022

REASON FOR CERTIFICATION: NEW TRAILER BUILD

*I UNDERSTAND AND DECLARE THAT I AM THE CERTIFIER IDENTIFIED BELOW AND HOLD A CURRENT VALID APPOINTMENT. I CERTIFY THAT AT THE TIME OF INSPECTION THE ABOVE MENTIONED VEHICLE COMPONENT DESIGN AND THIS CERTIFICATION COMPLIES IN ALL RESPECTS WITH THE LAND TRANSPORT RULE VEHICLE STANDARDS COMPLIANCE 2002 AND MY DEED OF APPOINTMENT. TO THE BEST OF MY KNOWLEDGE THE INFORMATION CONTAINED IN THIS CERTIFICATE IS TRUE AND CORRECT.*

**NEW ZEALAND HEAVY VEHICLE BRAKE RULE 32015/5, SCHEDULE 5.**

DATE: 18/03/2022

SIGNED:

CERTIFIER NAME & ID: JOHN HIRST JEH

SODC BY: N/A N/A

PHONE (BUS): 09-980-7300

FAX:

POSTAL ADDRESS: P.O. Box 98-971, Manukau 2241  
New Zealand