

Heavy vehicle specialist inspector's or manufacturing inspecting organisation's name *(PRINT IN CAPS)* **JOHN HIRST** ID **JEH**

Plate number *(optional)* **7A9D50026N2023154** VIN/~~chassis~~ number

Make **DOMETT** Component being certified: Chassis Load anchorage
 Model *(optional)* **D5002** Log bolsters Towing connection Brakes
 Certification category **HVEK** SRT PSV stability PSV rollover
 Swept path PBS

Description of work
CERTIFY TO SCHEDULE 5 OF LTR 32015/5: NZ HEAVY VEHICLE BRAKE SPECIFICATION.
CARRY OUT BRAKE CALCULATIONS, INSPECTION AND ECU END OF LINE PROTOCOL.
4AS SKELETAL RSS ON TYRE: 355 50 R22.5
FOR SYSTEM ARCHITECTURE, PLEASE REFER TO PDS WORKSHEET & SCHEMATIC.
REASON FOR CERTIFICATION: NEW TRAILER BUILD

Code/standard/rule certified to **LTR 32015/5** Component load rating(s) **42 Tonnes GVM**
 General drawing number(s) **N/A** **26 Tonnes (Rear brake mass)**

Supporting documents
BRAKE RULE CERTIFICATE JH220223
BRAKE CALCULATION # TP52371

Special conditions *(optional)*
WARNING LAMP MUST ILLUMINATE WHEN IGNITION IS SWITCHED ON & THEN EXTINGUISH IMMEDIATELY OR WHEN VEHICLE SPEED EXCEEDS 7 KM/H

Certification expiry date *(if applicable)* **N/A [UNLESS MODIFIED]** or Hubodometer reading *(whichever comes first)*

Declaration

I the undersigned, declare that I am the heavy vehicle specialist inspector identified and I hold a current valid appointment. I certify that the above mentioned vehicle component's design, manufacture and installation, and this certification complies in all respects with the Land Transport Rule: Vehicle Standards Compliance 2002 and my appointment. To the best of my knowledge the information contained in the certificate is true and correct.

Designer's ID *(if different from inspector below)*
 Inspector's signature 
 Inspector's name *(PRINT IN CAPS)* **JOHN HIRST** ID number **JEH**
 Date **04-Mar-22** Number **814559**

CoF vehicle inspector ID *(if applicable)* CoF vehicle inspector signature *(if applicable)* Date

All fields are mandatory unless otherwise stated.

trailer (full, semi-, centre-axle) with air brake system acc. to UN/ECE-R.13.11

distribution: DOMETT TRAILERS
 7A9D50026N2023154
 JH220223
 LT400: 814559

please note!

This brake calculation is made under consideration of
 -the legal prescriptions mentioned above in the version valid at the time of making the program (V6.18.07.12).
 -the functional characteristics of our products as well as the data of the brake out of the test approvals of the axle manufacturers, and
 -the other vehicle data included in the brake calculation.
 Please check whether these data correspond to the actual vehicle data. Our conditions of delivery apply (particularly section 9.0). In any case we commend to do a braking harmonisation!
 WABCO Brake V6.18.07.12 db 31.08.2018

vehicle manufacturer: DOMETT TRAILERS
 trailer model : 4AS SKELETAL
 trailer type : 4-axle-semi-trailer
 remarks : air / hydraulic / VA suspension
 WABCO TRAILER - EBS
 TRISTOP 1+2: T.14/24 [TSE1416HTLD ACTUALLY FITTED
 - SEE PAGE 7 FOR PERFORMANCE DATA]
 355/50 R 22,5

axle 1 + 2 + 3 + 4 : SAF, SBW 1937, TDB 0678 ECE,

		<u>unladen</u>		<u>laden</u>	
total mass	P in kg	6000	- 7000	42000	- 42000
king-pin	PS kg	2000	- 3000	16000	- 16000
axle 1	P1 in kg		1000		6500
axle 2	P2 in kg		1000		6500
axle 3	P3 in kg		1000		6500
axle 4	P4 in kg		1000		6500
total axle mass	PR in kg		4000		26000
wheel base	E in mm	9200	- 9910		
centre of gravity height	h in mm		660		2500
K-factor		Kv min	2.2331	Kc min	1.0265
K-factor		Kv max	2.2562	Kc max	1.0497

		<u>axle 1</u>	<u>axle 2</u>	<u>axle 3</u>	<u>axle 4</u>
no. of combined axles		1	1	1	1
no. of brake chambers per axle line	KDZ	2	2	2	2
The power output corresponds to		BZ 119.6	BZ 119.6	BZ 122.1	BZ 122.1
brake chamber manufacturer		Meritor	Meritor	Meritor	Meritor
chamber size		T.14/24	T.14/24	14.	14.
lever length	lBh in mm	69	69	69	69
brake factor	[-]	23.03	23.03	23.03	23.03
dyn. rolling radius	rdyn min in mm	449	449	449	449
dyn. rolling radius	rdyn max in mm	449	449	449	449
threshold torque	Co Nm	6.0	6.0	6.0	6.0

calculation:

chamber pressure(rdyn min)pH at z=22,5%bar		2.2	2.2	2.2	2.2
chamber pressure(rdyn max)pH at z=22,5%bar		2.2	2.2	2.2	2.2
chamber press.(servo)pcha at pm6,5bar bar		5.6	5.6	5.6	5.6
piston force ThA at pm6,5bar N		5387	5387	5387	5387
brake force(rdyn min)T lad. at pm6,5bar N		38198	38198	38198	38198
brake force(rdyn max)T lad. at pm6,5bar N		38198	38198	38198	38198
Brake force incl. 1 % rolling resistance proportion	%	25.0	25.0	25.0	25.0

braking rate z laden 0.599 for rdyn min
 z = sum (TR)/PRmax 0.599 for rdyn max

Trailer may only be operated in combination with trucks/tractors with ISO 7638 supply (5 or 7 polar).

brake diagram : 841 701 050 0

maximum pressure: 8.5 bar

axle 1:

valve 1: 971 002 ... 0 WABCO
EBS emergency valve

valve 2: 480 102 ... 0 WABCO
EBS trailer modulator

brake cylinder: Meritor 1424HTLD64

axle 2:

valve 1: 971 002 ... 0 WABCO
EBS emergency valve

valve 2: 480 102 ... 0 WABCO
EBS trailer modulator

brake cylinder: Meritor 1424HTLD64

axle 3:

valve 1: 971 002 ... 0 WABCO
EBS emergency valve

valve 2: 480 102 ... 0 WABCO
EBS trailer modulator

brake cylinder: Meritor 14HSCLD64

axle 4:

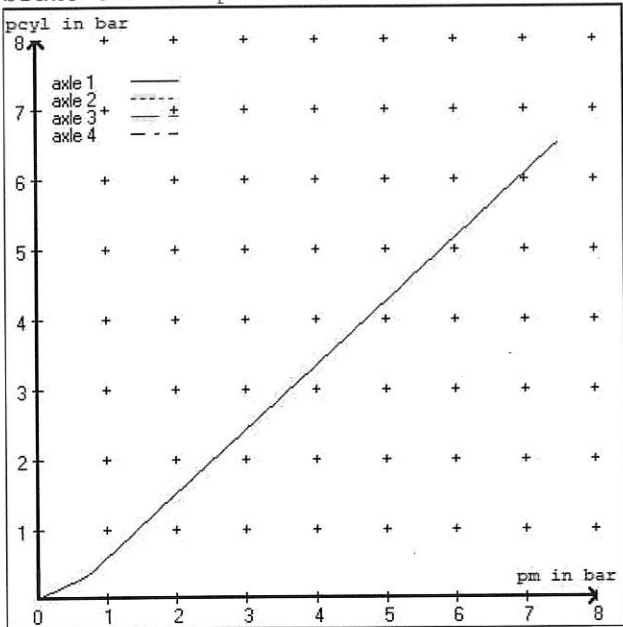
valve 1: 971 002 ... 0 WABCO
 EBS emergency valve

valve 2: 480 207 0.. 0 WABCO or 480 207 2.. 0
 EBS relay valve

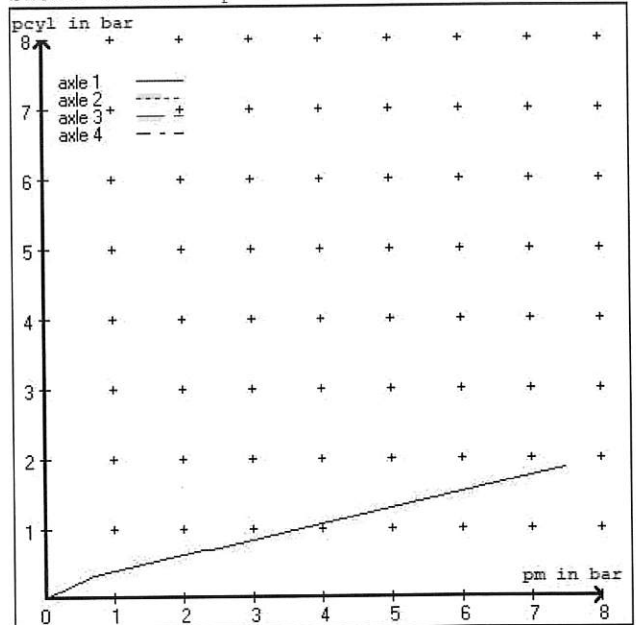
brake cylinder: Meritor 14HSCLD64

test type III (zIII = 0.30) for rdyn min : axle1 axle2 axle3 axle4
at pm 3.6 bar => pcha in bar : 2.9 2.9 2.9 2.9
test type III (zIII = 0.06) for rdyn min : axle1 axle2 axle3 axle4
at pm 1.2 bar => pcha in bar : 0.8 0.8 0.8 0.8

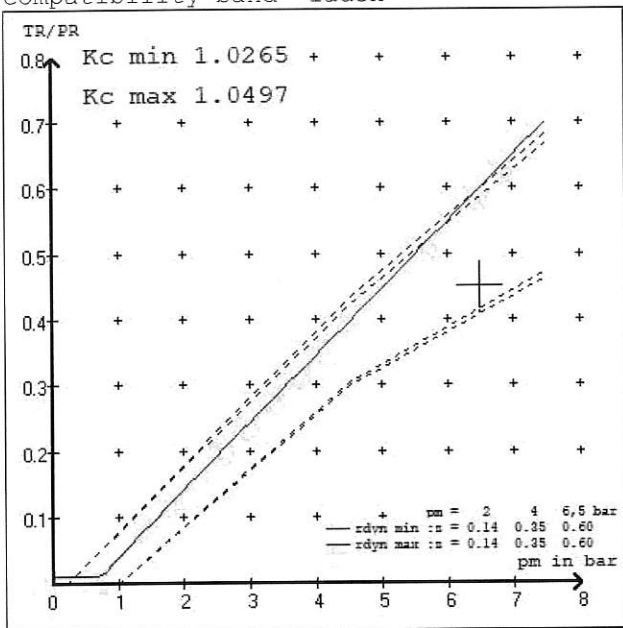
brake chamber pressure laden



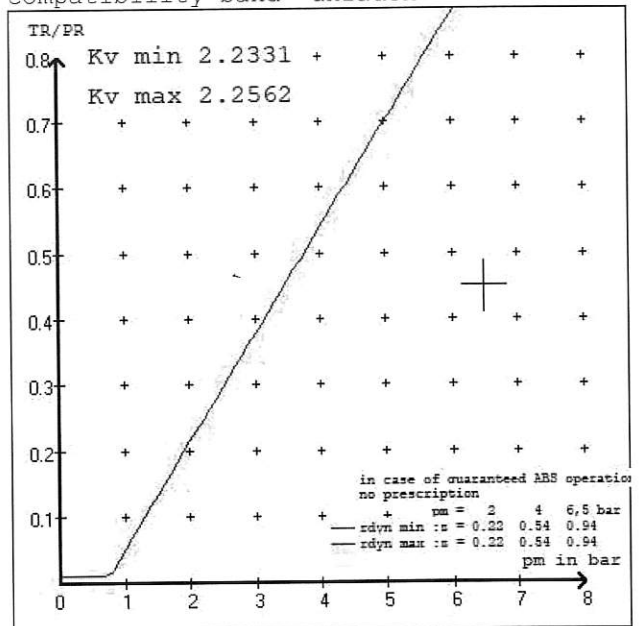
brake chamber pressure unladen



compatibility band laden



compatibility band unladen



vehicle manufacturer: DOMETT TRAILERS
 trailer model : 4AS SKELETAL
 trailer type : 4-axle-semi-trailer

brake chamber and lever length :

axle 1 : 2 x type/diameter T.14/24 (Meritor) lever length 69 mm
 axle 2 : 2 x type/diameter T.14/24 (Meritor) lever length 69 mm
 axle 3 : 2 x type/diameter 14. (Meritor) lever length 69 mm
 axle 4 : 2 x type/diameter 14. (Meritor) lever length 69 mm

brake diagram : 841 701 050 0

valve :

971 002 ... 0 WABCO EBS emergency valve
 480 102 ... 0 WABCO EBS trailer modulator
 480 207 0.. 0 WABCO EBS relay valve or 480 207 2.. 0

EBS input data

=====

vehicle manufacturer: DOMETT TRAILERS
 trailer model : 4AS SKELETAL
 trailer type : 4-axle-semi-trailer
 brake calculation no. : TP 52371S

tire circumference main axle : 2825 for rdyn max
 tire circumference auxiliary axle : 2825 for rdyn max

assignment pm / deceleration z: pm 0.7 bar z = 0.010
 (laden condition) 2.0 bar z = 0.142
 6.5 bar z = 0.600

control pressure pm			6,5	control pressure pm			0.7	2.0	6.5
axle	axle load unladen	bellow pr. unladen	brake pr. unladen	axle load laden	bellow pr. laden	brake pr. laden			
1	1000	to be	1.6	6500	to be	0.3	1.5	5.6	
2	1000	entered by the vehicle manufact.	1.6	6500	entered by the vehicle manufact.	0.3	1.5	5.6	
3	1000		1.6	6500		0.3	1.5	5.6	
4	1000		1.6	6500		0.3	1.5	5.6	
5	0		0,0	0		0,0	0,0	0,0	

The unladen values indicated in the above table are values for the basic parameter set. Higher unladen axle loads and liftaxles are automatically recognized and do not require separate adjustment. The above unladen axle loads must not be fallen below.

=====

axle 1	axle 2	axle 3	axle 4
axle load pcy1	axle load pcy1	axle load pcy1	axle load pcy1
1000	1.6	1000	1.6
1500	2.0	1500	2.0
2000	2.3	2000	2.3
2500	2.7	2500	2.7
3000	3.1	3000	3.1
3500	3.4	3500	3.4
4000	3.8	4000	3.8
4500	4.1	4500	4.1
6500	5.6	6500	5.6

data sheet to ECE vehicle type-approval certificate concerning braking equipment: according to ECE R13 annex 11

axle 1 : reference axle: SAF	SBW 1937	brake lining: Jurid 539
test report :	TDB 0678 ECE	date : 20130927 27.09.2013
axle 2 : reference axle: SAF	SBW 1937	brake lining: Jurid 539
test report :	TDB 0678 ECE	date : 20130927 27.09.2013
axle 3 : reference axle: SAF	SBW 1937	brake lining: Jurid 539
test report :	TDB 0678 ECE	date : 20130927 27.09.2013
axle 4 : reference axle: SAF	SBW 1937	brake lining: Jurid 539
test report :	TDB 0678 ECE	date : 20130927 27.09.2013

calc. verific. of residual (hot) braking force type III
(item 4.2.1 of appendix 2 to annex 11)

axle 1	(rdyn 449 mm)	T = 19.1 % Fe
axle 2	(rdyn 449 mm)	T = 19.1 % Fe
axle 3	(rdyn 449 mm)	T = 19.1 % Fe
axle 4	(rdyn 449 mm)	T = 19.1 % Fe

calculated actuator stroke in mm
(item 4.3.1.1 of appendix 2 to annex 11)

axle 1	(sp = 56 mm)	s = 48 mm
axle 2	(sp = 56 mm)	s = 48 mm
axle 3	(sp = 56 mm)	s = 48 mm
axle 4	(sp = 56 mm)	s = 48 mm

average thrust output in N at pm = 6,5 bar (however max. pcha = 7,0 bar)

axle1	ThA = 5387 N
axle2	ThA = 5387 N
axle3	ThA = 5387 N
axle4	ThA = 5387 N

calc. residual (hot) braking force in N
(item 4.3.1.4 of appendix 2 to annex 11)

axle 1	(rdyn 449 mm)	T = 31242 N
axle 2	(rdyn 449 mm)	T = 31242 N
axle 3	(rdyn 449 mm)	T = 31242 N
axle 4	(rdyn 449 mm)	T = 31242 N

	basic test	type III
	of subject	(calculated)
	trailer (E)	residual
braking rate of the vehicle		(hot)braking
(item 4.3.2 to appendix 2 to annex 11)	0.60	0.49

required braking rate	>= 0,4 and
(items 1.5.3 and 1.7.2 to annex 11)	>= 0,6*E (0.36)

axle 1	(rdyn 449 mm)	T = 31242 N
axle 2	(rdyn 449 mm)	T = 31242 N
axle 3	(rdyn 449 mm)	T = 31242 N
axle 4	(rdyn 449 mm)	T = 31242 N

	basic test	type III
	of subject	(calculated)
	trailer (E)	residual
braking rate of the vehicle		(hot)braking
(item 4.3.2 to appendix 2 to annex 11)	0.60	0.49

required braking rate	>= 0,4 and
(items 1.5.3 and 1.7.2 to annex 11)	>= 0,6*E (0.36)

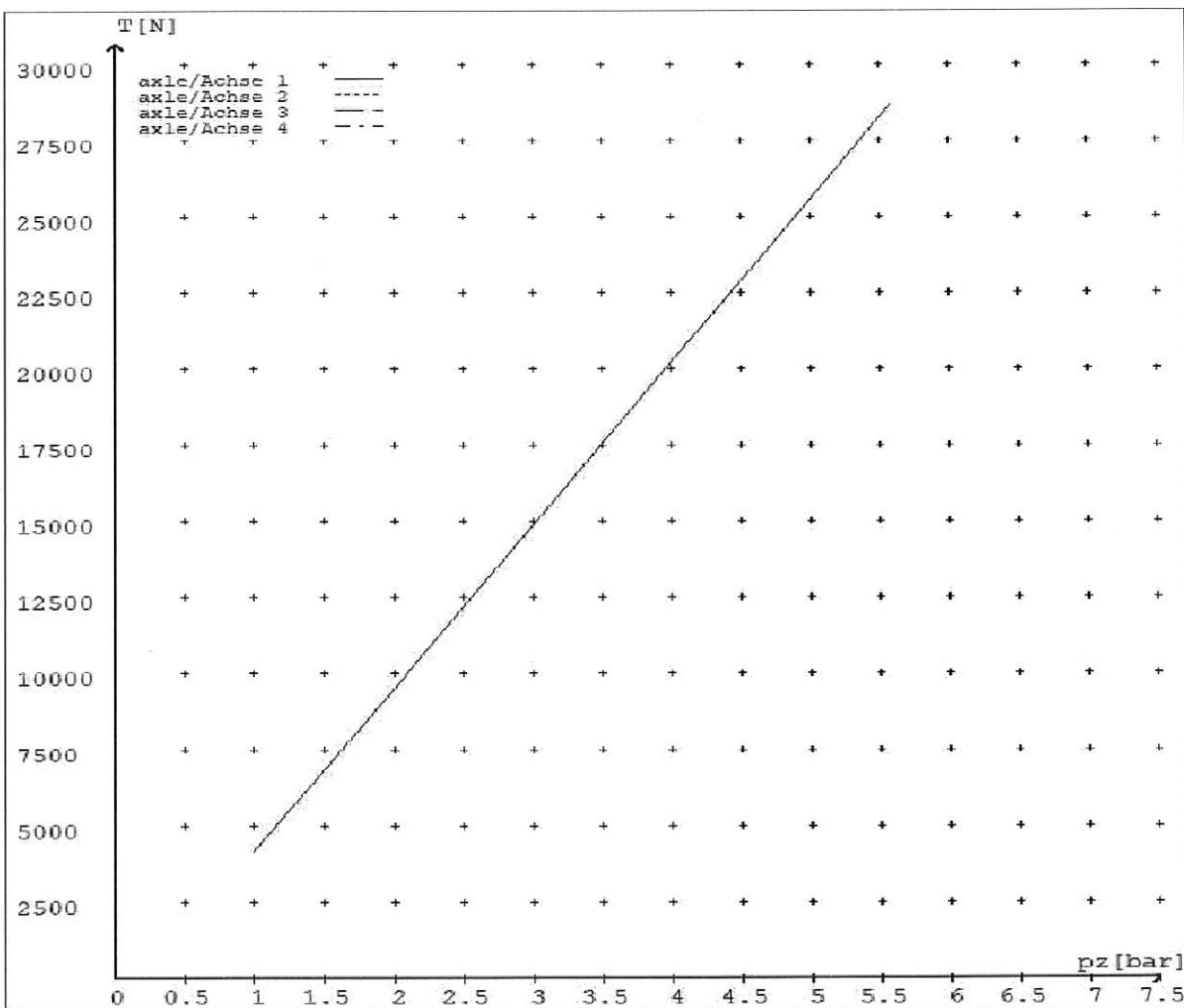
reference values

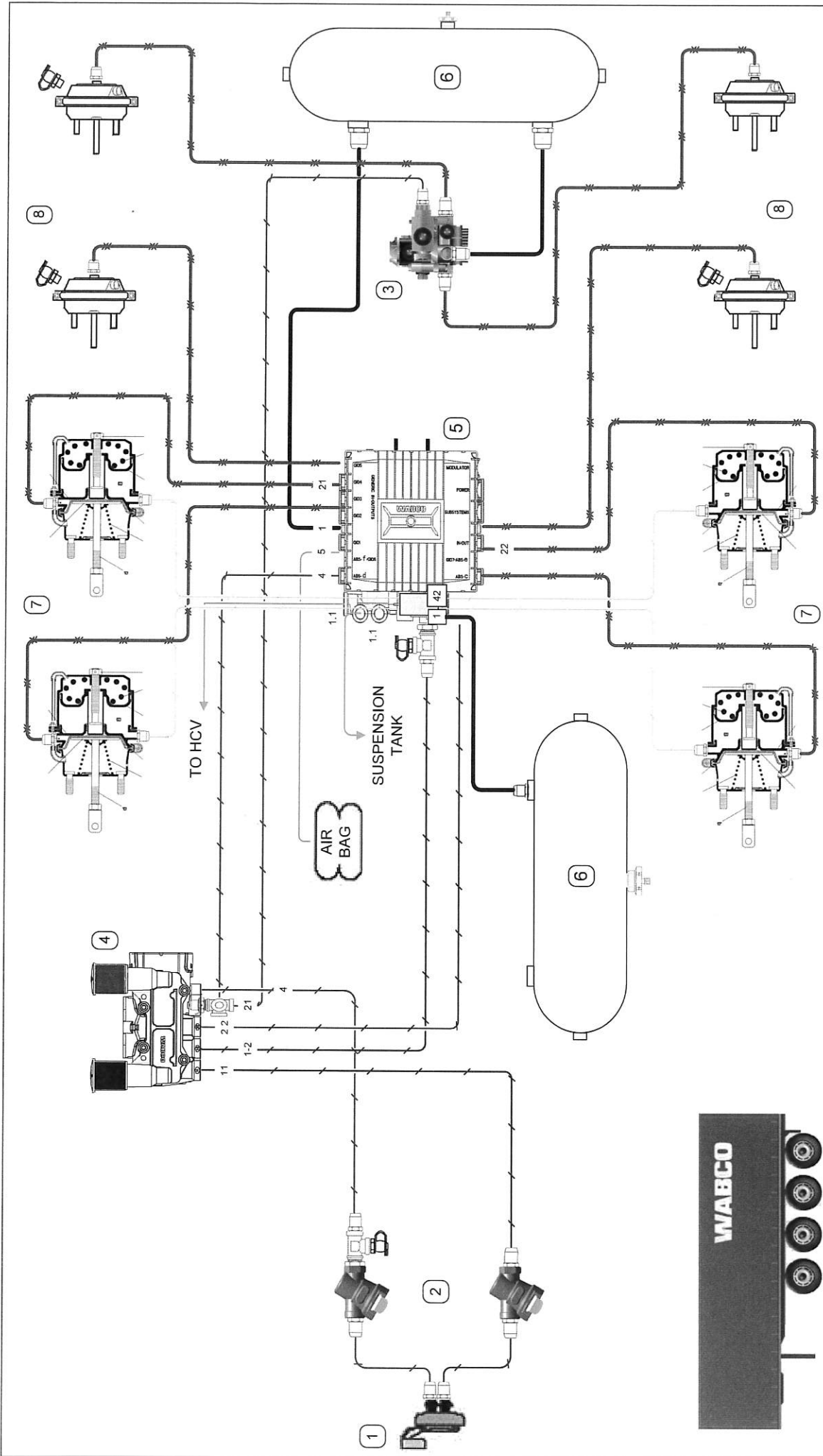
reference values for z = 45% for max rdyn: 449 mm

	pz [bar]	T [N]	T [N]
axle 1	1.0	4158	
	5.6	28697	
axle 2	1.0	4158	
	5.6	28697	
axle 3	1.0	4158	
	5.6	28697	
axle 4	1.0		4158
	5.6		28697

VIN - no.:

	Axle(s) / Achse(n)				
brake cylinder type (service / parking) Bremszylinder Typ (Betrieb / Fest)	T.14/24	T.14/24	14./	14./	/
Maximum stroke s _{max} = ...mm maximaler Hub s _{max} =mm	64	64	64	64	
Lever length =mm Hebellänge =mm	69.08	69.08	69.08	69.08	





PIPING LEGEND:

	3/8" Rubber
	3/8" Rubber
	1/2" Rubber
	15mm Nylon
	12mm Nylon
	8mm Nylon
	8mm Nylon
	8mm Nylon

ITEM	QTY.	PART NO.	DESCRIPTION
1	1	452 802 000 S	WABCO DUOMATIC SEMTRA
2	2	432 500 020 0	WABCO FILTER
3	1	480 207 202 0	WABCO 3 RD MODULATOR
4	1	971 002 900 0	WABCO PREV
5	1	480 102 08 0	WABCO EBS ECU
6	3	97A3104600	Minimum 46 Ltr AIR TANK
7	4	1418HTLD84	TSE SPRING BRAKE CHAMBER
8	4	14HSCLD64	TSE SERVICE BRAKE CHAMBER


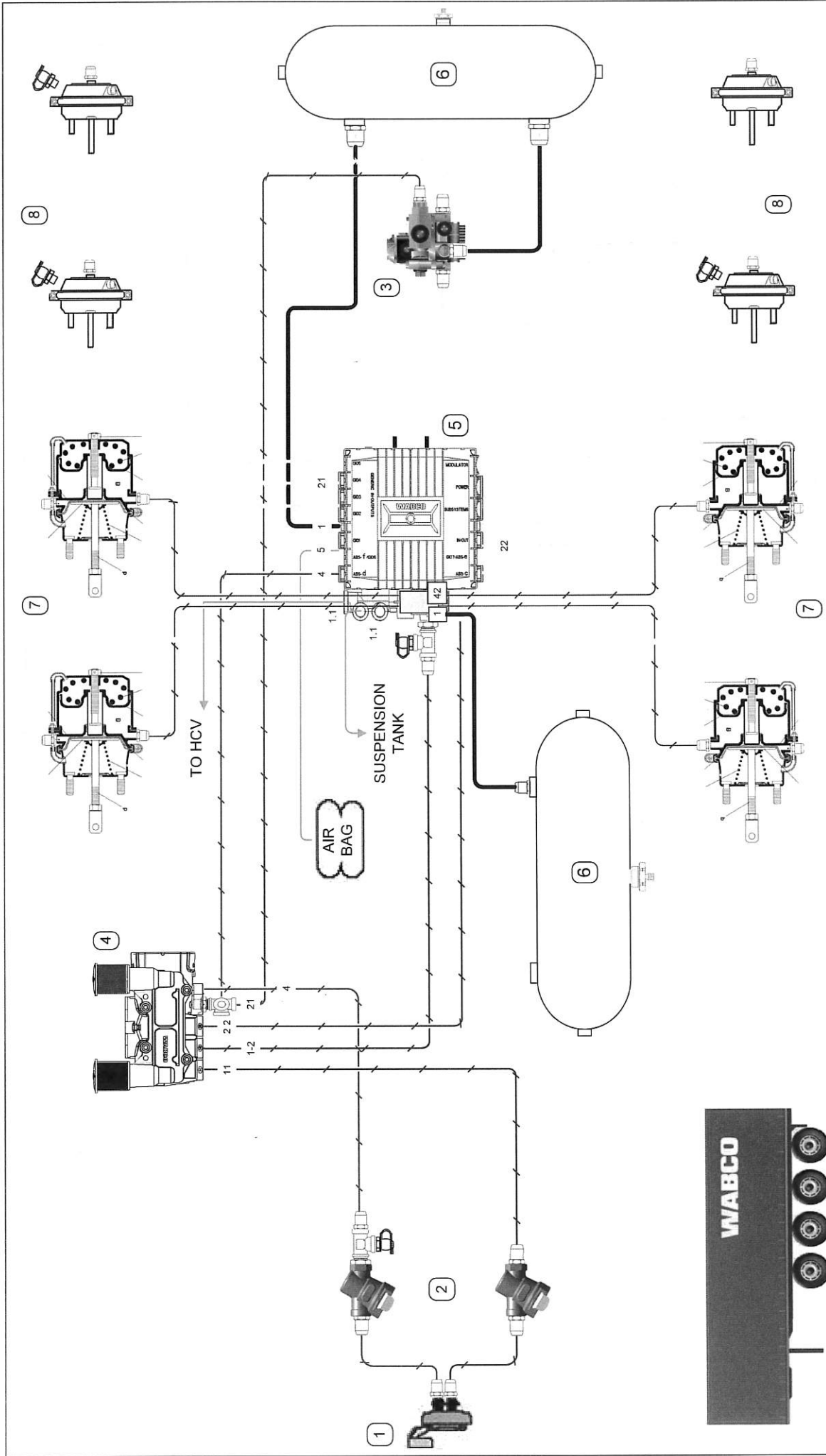
WABCO
Copyright Transpecs 2010
All rights reserved

DOMETT

EBS 4 AXLE SEMI DISC
[SERVICE BRAKE LINES]

ITEM: 2154
DRAWING NUMBER: DOMQUAD/D/EBS
ASSY/KIT NUMBER: E & OE
DATE: J HIRST

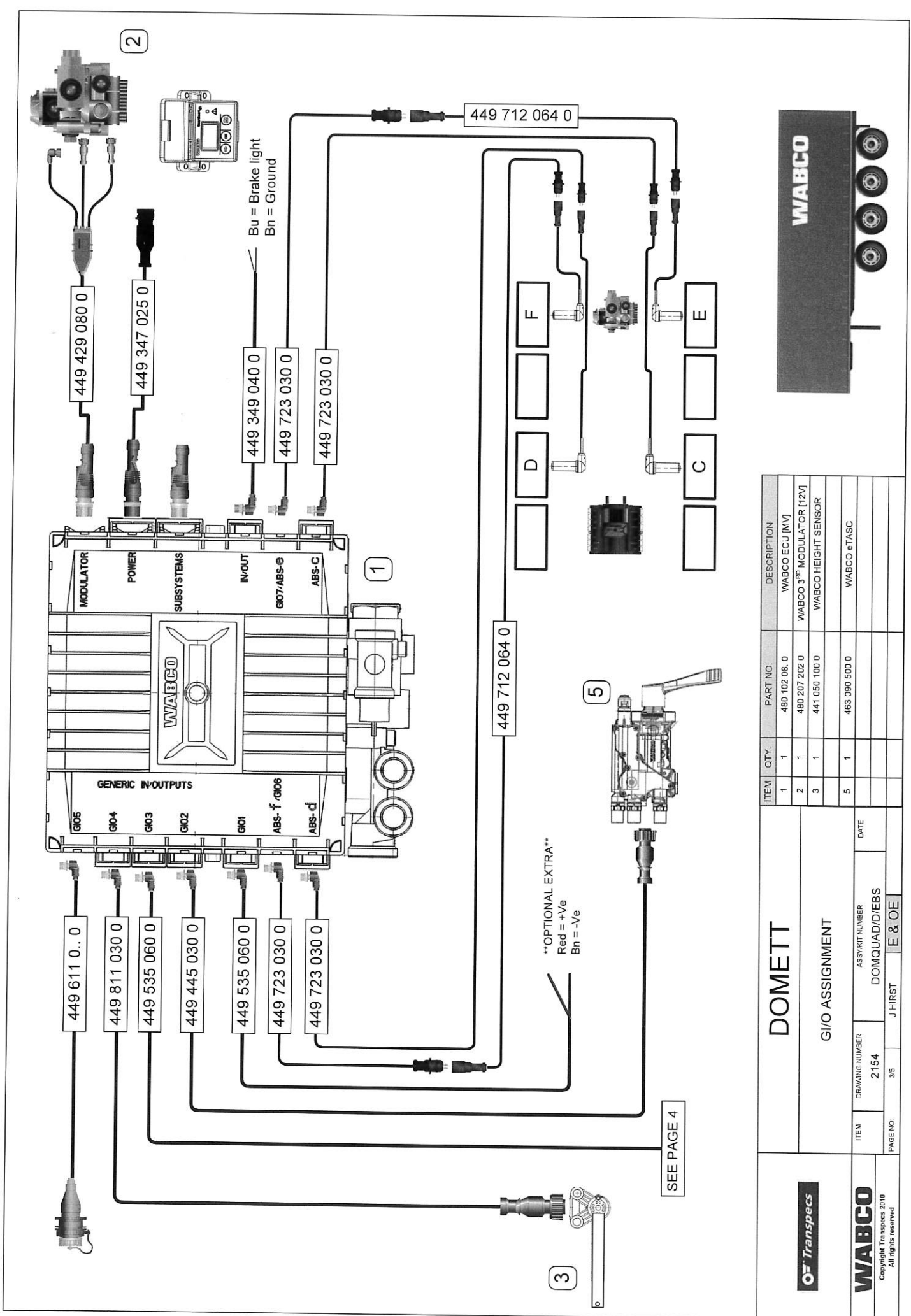
PAGE NO.: 1/5



Transpecs		DOMETT		DESCRIPTION	
WABCO Copyright Transpecs 2010 All rights reserved		EBS 4 AXLE SEMI DISC [PARK BRAKE LINES]		WABCO DUOMATIC SEMTRA	
ITEM	DRAWING NUMBER	ASSEMBLY NUMBER	DATE	ITEM	QTY.
2154	DOMQUAD/D/EBS			1	1
PAGE NO.	2/5	J HIRST	E & OE	2	2
			PART NO.		
			452 802 000 S		
			432 500 020 0		
			480 207 202 0		
			971 002 900 0		
			480 102 08 0		
			97A3104600		
			1416H/LD64		
			14HSCLD64		
			Minimum 46 Ltr AIR TANK		
			TSE SPRING BRAKE CHAMBER		
			TSE SERVICE BRAKE CHAMBER		


PIPING LEGEND:

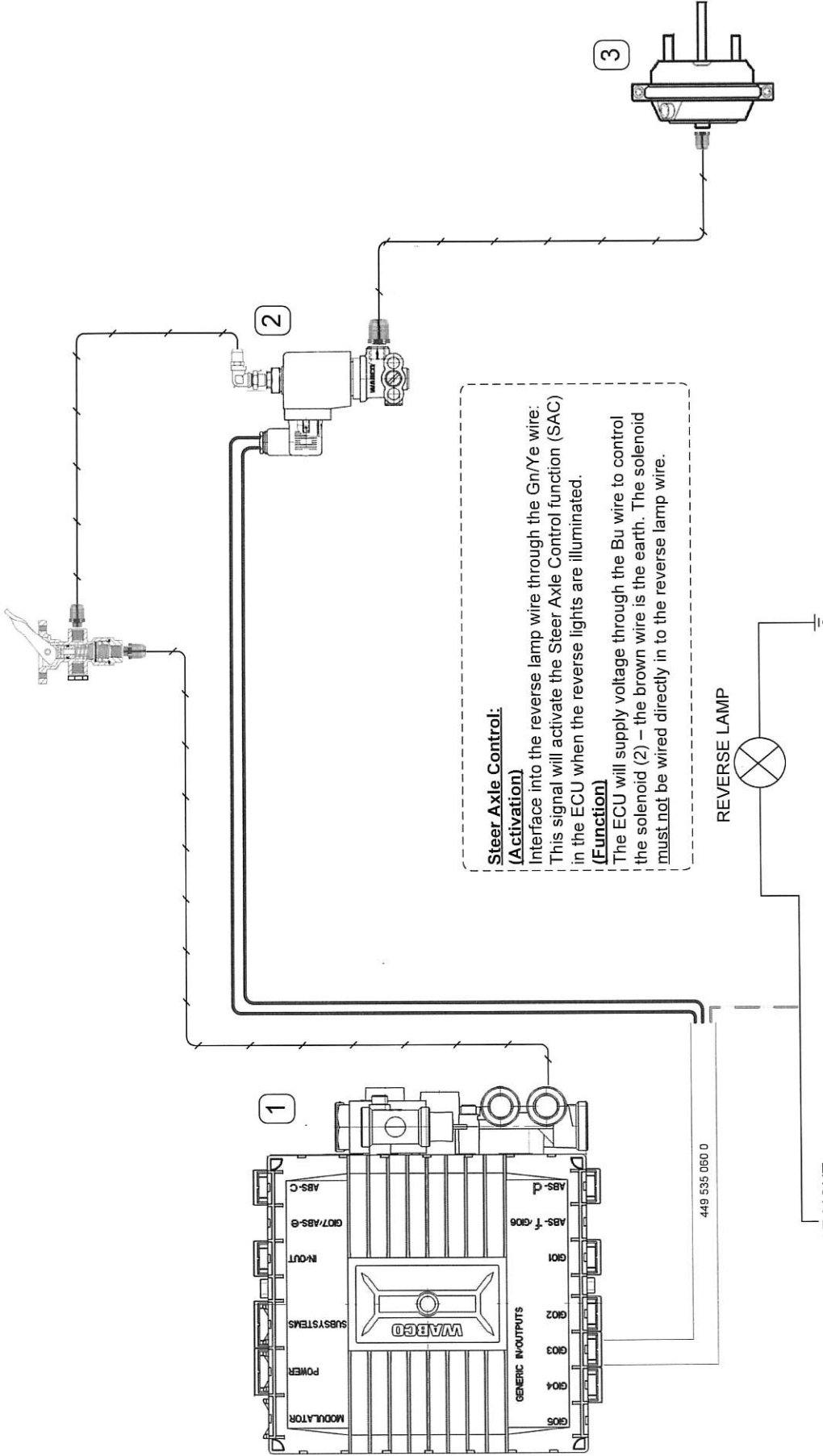
	3/8" Rubber
	3/8" Rubber
	1/2" Rubber
	15mm Nylon
	12mm Nylon
	8mm Nylon
	8mm Nylon
	8mm Nylon



ITEM	QTY.	PART NO.	DESCRIPTION
1	1	480 102 08. 0	WABCO ECU [MV]
2	1	480 207 202 0	WABCO 3 RD MODULATOR [12V]
3	1	441 050 100 0	WABCO HEIGHT SENSOR
5	1	463 090 500 0	WABCO eTASC

DOMETT	
GIO ASSIGNMENT	
ITEM	DATE
DRAWING NUMBER	ASSYKIT NUMBER
2154	DOMQUAD/D/EBS
PAGE NO.	J HIRST
35	E & OE



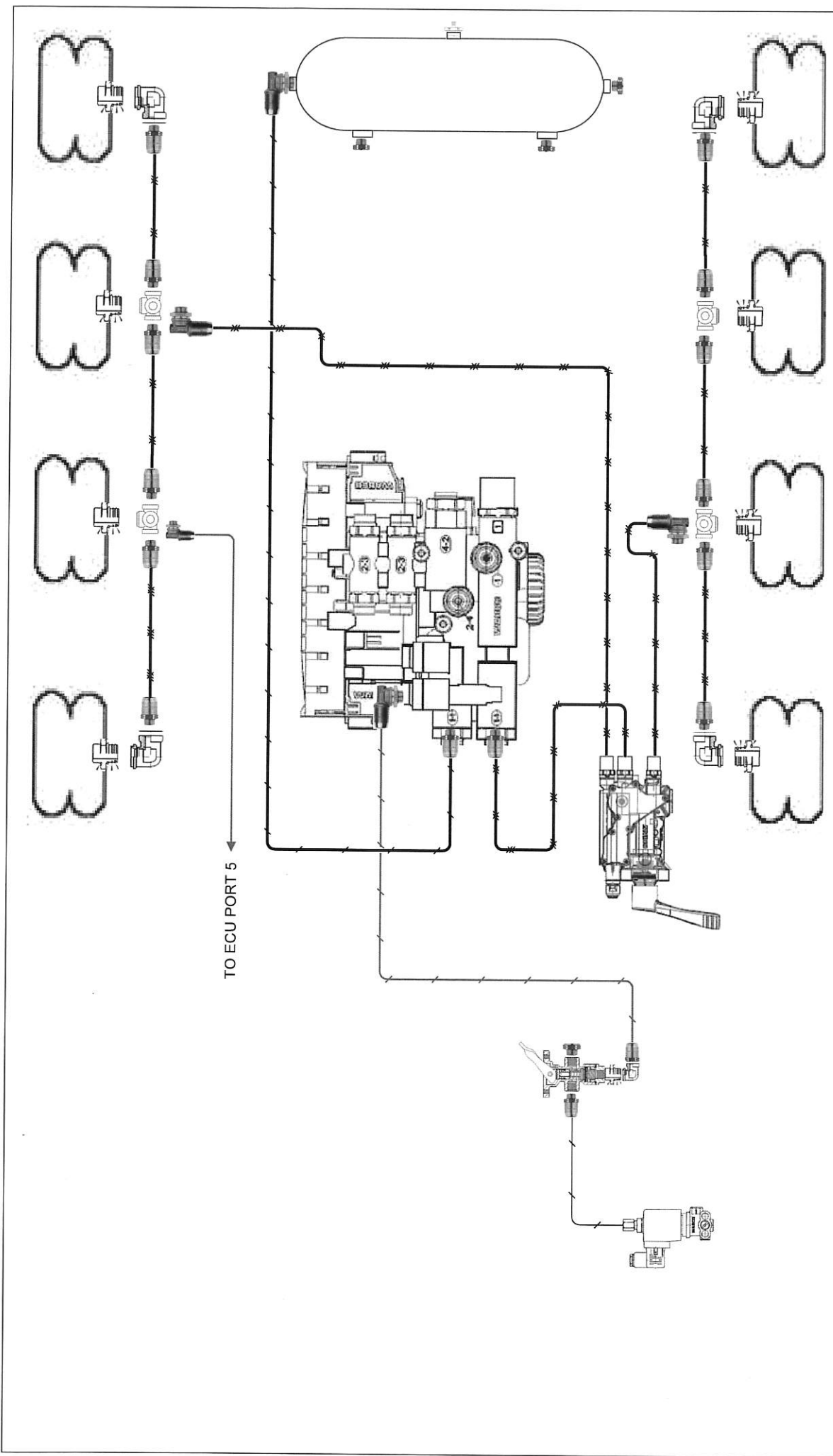


PIPING LEGEND:

	12mm Nylon
	15mm Nylon
	8mm Nylon
	8mm Nylon
	6mm Nylon

ITEM	QTY.	PART NO.	DESCRIPTION
1	1	480 102 08.0	WABCO TEBSE
2	1	472 102 040.0	WABCO N.O. SOLENOID
3	1		AXLE LOCK CYLINDER
5			
6			
7			
8			


DOMETT		ASSY/KIT NUMBER	DATE
REVERSE LOCK		DOMQUAD/D/EBS	
ITEM	DRAWING NUMBER	J HIRST	E & OE
	2154	4/5	
PAGE NO.	4/5		



TO ECU PORT 5

PIPING LEGEND:

	12mm Nylon
	15mm Nylon
	8mm Nylon
	8mm Nylon
	6mm Nylon



		DOMETT SUSPENSION SCHEMATIC		DATE
				ITEM DRAWING NUMBER ASSY/KIT NUMBER DATE 2154 DOMQUAD/D/EBS
 Copyright Transpecs 2019 All rights reserved		PAGE NO. 5/5	J HIRST E & OE	



**NEW ZEALAND HEAVY VEHICLE BRAKE RULE 32015-5
WORKSHEET, PROCEDURE DOCUMENTATION SHEET
& CONFIRMATION OF COMPLIANCE**

CLIENT

MANUFACTURER:	DOMETT TRAILERS
ADDRESS:	TAURIKURA DRIVE, TAURANGA 3110
FLEET:	TR GROUP

VEHICLE DETAILS

VEHICLE TYPE:	4AS SKELETAL	CERT #:	JH220223
YEAR:	2022	CALCULATION #:	TP52371
MAKE:	DOMETT	REGO #:	N/A
MODEL:	D5002	LT400 #:	814559
CHASSIS #:	2154	ORDER #:	8800
VIN #:	7A9D50026N2023154		
GVM: <i>t</i>	42	PRIME MOVER:	UNKNOWN
LOAD CONFIGURATION:	UNIFORM DENSITY		
GROUP RATINGS: <i>t</i>	FRONT	REAR	
	16	26	
WHEEL BASE: <i>m</i>	9.2		
	UNLADEN COG <i>m</i>	MAX HEIGHT <i>m</i>	HEIGHT DECK <i>m</i>
	0.66	4.3	1.38
COG: <i>m</i>	2.496		
TARE: <i>t</i>	FRONT	REAR	TOTAL
	1.05	4.1	5.15
TYRE SIZE:		REAR	
		355 50 R22.5	
ROLLING CIRCUMFERENCE: <i>mm</i>		2860	
AXLE SPACING: <i>m</i>		4	

BRAKE & AXLE DETAILS

	MAKE	MODEL	TEST REPORT
AXLE:	SAF	SAF-BI9	TDB0678
STEER AXLE[S]:	YES	POLE WHEEL:	90
LINING MATERIAL:	JURID 539	BRAKE FACTOR:	23.03
SENSED AXLES:	# 2 + # 4	NOTES:	
SERIAL NUMBERS:	1		NG-IU28-BI9-19W
	2		NG-IU28-BI9-19W
	3		NG-IU28-BI9-19W
	4		NG-IU28-BI9-19W

CHAMBER AND VALVING DETAILS

CHAMBERS:	AXLE 1 & 2	AXLE 3 & 4	
BRAND:	TSE_CHAMBERS	TSE_CHAMBERS	
SIZE:	1416HTLD	14HSCLD	
STROKE: <i>mm</i>	64	64	
TEST REPORT #:	BC0143.0	BZ 122.1 Sep '00	
SPRINGBRAKE FORCE: <i>kN</i>	6.16	N/A	
HOLDOFF PRESSURE: <i>Bar</i>	4.8	N/A	
FOUNDATION BRAKE:	WABCO PAN19	WABCO PAN19	
LEVER LENGTH: <i>mm</i>	69	69	
BRAKE VALVES:	MAKE:	PART NUMBER:	PM PRESS. <i>kPa</i>
ECU PART #:	WABCO	480 102 08. 0 (MV)	70 kPa
3RD MODULATOR #:	WABCO	480 207 202 0 (12V)	70 kPa
ANTI-COMPOUNDING:	YES		
SPRING BRAKE RELAY:	WABCO_PREV	971 002 900 0	
YARD RELEASE VALVE:	WABCO-PREV	971 002 900 0	
INLINE RELAY FITTED:	N/A	N/A	
ECU DIRECTION:	<input checked="" type="checkbox"/> FRONT	<input type="checkbox"/> REAR	
SUBSYSTEMS:	<input type="checkbox"/> SMARTBOARD	<input type="checkbox"/> OPTI-LINK	<input type="checkbox"/> CAN ROUTER 446 122 050 0
	<input type="checkbox"/> ELEX 446 122 070 0	<input type="checkbox"/> TAILGUARD	

SUSPENSION

	REAR
SUSPENSION TYPE:	ELECTRONIC
MAKE:	SAF_AIRSPRING
MODEL:	SAF_INTRA
BELLOW SIZE:	2619, 300mm
HEIGHT CONTROL VALVE:	441 050 100 0
OTHER VALVES:	463 090 500 0 (eTASC)
RIDE HEIGHT <i>mm</i> :	295
HANGER HEIGHT <i>mm</i> :	200
PEDESTAL HEIGHT <i>mm</i> :	50
LIFTAXLE:	N/A
DUMP SWITCH:	N/A
LIFTAXLE VALVE:	N/A

AIR TANKS

AIR TANKS STANDARD:	SAE J10A / EN286-2
	REAR
BRAKE TANK SIZE: L	46 + 46
AUXILLARY TANK SIZE: L	46
PRESSURE PROTECTION:	WABCO PEM: 461 513 002 0

AIR LINES

TEST POINTS:	
CONTROL LINE:	x1
FIXED AXLE CHAMBERS:	x2
STEER AXLE CHAMBERS:	x1
DUOMATIC COLOUR CODED:	YES
TANK:	X 1

ELECTRONIC HEIGHT SENSOR CALIBRATION

	TIMER TICKS [F/R]	MILLIMETRE mm [F / R]
UPPER LEVEL:		
NORMAL LEVEL:		295
LOWER LEVEL:		

CHECKS AT COMMISSION OF VEHICLE

CHAMBER BUNGS REMOVED:	<input checked="" type="checkbox"/>	VALVE MOUNTING:	<input checked="" type="checkbox"/>
ECU BLANKING PLUGS CHECKED:	<input checked="" type="checkbox"/>	DUOMATIC DRILLED:	<input checked="" type="checkbox"/>
RESPONSE TIME:	MODULATOR 2.1	MODULATOR 2.2	RELAY VALVE
ms:			

NOTES AND SPECIAL CONDITIONS

FILES RECEIVED: 30.11.2021

FILES CREATED: 14.02.2022

INSPECTION & SIGN OFF SCHEDULED FOR: 04.03.2022

REASON FOR CERTIFICATION: NEW TRAILER BUILD

I UNDERSTAND AND DECLARE THAT I AM THE CERTIFIER IDENTIFIED BELOW AND HOLD A CURRENT VALID APPOINTMENT. I CERTIFY THAT AT THE TIME OF INSPECTION THE ABOVE MENTIONED VEHICLE COMPONENT DESIGN AND THIS CERTIFICATION COMPLIES IN ALL RESPECTS WITH THE LAND TRANSPORT RULE VEHICLE STANDARDS COMPLIANCE 2002 AND MY DEED OF APPOINTMENT. TO THE BEST OF MY KNOWLEDGE THE INFORMATION CONTAINED IN THIS CERTIFICATE IS TRUE AND CORRECT.

NEW ZEALAND HEAVY VEHICLE BRAKE RULE 32015/5, SCHEDULE 5.

DATE: 4/03/2022

SIGNED:



CERTIFIER NAME & ID:

JOHN HIRSTJEH

SODC BY:

N/AN/A

PHONE (BUS):

09-980-7300

FAX:

POSTAL ADDRESS:

P.O. Box 98-971, Manukau 2241
New Zealand



NOTICE TO VEHICLE OPERATOR

THIS VEHICLE HAS A BRAKE SYSTEM WHICH HAS BEEN DESIGNED AND FITTED IN ACCORDANCE WITH THE LAND TRANSPORT HEAVY VEHICLE BRAKE RULE 32015/5.

IF THIS VEHICLE IS OPERATED IN CONJUNCTION WITH NON-CERTIFIED VEHICLES, THERE MAY BE OPERATIONAL FACTORS WHICH NEED TO BE TAKEN INTO CONSIDERATION.

PLEASE REFER TO THE CERTIFIER FOR FURTHER INFORMATION.

EXCERPT FROM LAND TRANSPORT RULE; HEAVY-VEHICLE BRAKES RULE 32015/5. SECTION 10,

10.1 RESPONSIBILITIES OF OPERATORS

A person who operates a vehicle must ensure that the vehicle complies with this rule.

10.2 RESPONSIBILITIES OF REPAIRERS

A person who repairs or adjusts a brake must ensure that the repair or adjustment:

- a) does not prevent the vehicle from complying with this rule;
- b) complies with Land Transport Rule: Vehicle Repair 1998.

10.3 RESPONSIBILITIES OF MODIFIERS

A person who modifies a vehicle so as to affect the braking performance of the vehicle must:

- a) ensure that the modification does not prevent the vehicle from complying with this Rule; and
- b) notify the operator that the vehicle must be inspected and, if necessary, certified by person or organisation appointed to carry out specialist inspection and certification of heavy vehicle brakes.

IF YOU ARE UNSURE ABOUT YOUR RESPONSIBILITIES, PLEASE CONTACT THE VEHICLE MANUFACTURER, OR MYSELF.

COMPLAINTS. Complaints and Warranty issues which relate to Brake Certification will be acknowledged within 7 working days and a resolution proposed within 25 working days. Resolution of complaints and Warranty issues is subject to Transpecs Warranty policy. Customers have the right to appeal to the New Zealand Transport Authority if dissatisfied with a Compliance issue. (Refer NZTA Deed Of Appointment Para 47.4) NZTA Helpdesk 0800 699 000

(p.p.).....

(J.Hirst (JEH) HVEK)



NOTICE TO VEHICLE OPERATOR

This trailer is equipped with an Electronic Brake System.

To comply with the New Zealand Heavy Vehicle Brake Rule 32015/5, it must be used only in conjunction with a truck/tractor equipped with a 5 or 7 pin ABS/EBS power supply socket.

Failure to connect to such supply invalidates Brake Rule compliance.

The trailer ABS/EBS warning light on the towing vehicle dashboard must illuminate when the ignition is switched on and extinguish when the vehicle is in motion.

If the light does not illuminate when ignition is switched on, the system must be checked. If the light remains illuminated when the vehicle is in motion, Brake Rule compliance is compromised. Repairs must be made as soon as possible.

If you are unsure of your responsibilities and/or obligations, please contact either the vehicle manufacturer or myself.

(p.p.)
J E Hirst
(JEH HVEK)
(09 980 7300)