

Heavy vehicle specialist inspector's or manufacturing inspecting organisation's name (PRINT IN CAPS) **CHRIS CLARKE** ID **CJC**

Plate number (optional)
 VIN/chassis number **7A9D50028N2023155**

Make **DOMETT** Component being certified: Chassis Load anchorage
 Model (optional) **D5002** Log bolsters Towing connection Brakes
 Certification category **HVEK** SRT PSV stability PSV/roll-over
 Swept path PBS

Description of work
 CERTIFY TO SCHEDULE 5 OF LTR 32015/5: NZ HEAVY VEHICLE BRAKE SPECIFICATION.
 CARRY OUT BRAKE CALCULATIONS. INSPECTION AND ECU END OF LINE PROTOCOL.
 4AS SKELETAL **RSS ON TYRE: 355 50 R22.5**
 FOR SYSTEM ARCHITECTURE, PLEASE REFER TO PDS WORKSHEET & SCHEMATIC.
REASON FOR CERTIFICATION: NEW TRAILER BUILD

Code/standard/rule certified to	Component load rating(s)
LTR 32015/5	42 Tonnes GVM
General drawing number(s) N/A	26 Tonnes (Rear brake mass)


Supporting documents
 BRAKE RULE CERTIFICATE JH220614
 BRAKE CALCULATION # TP52371

Special conditions (optional)
WARNING LAMP MUST ILLUMINATE WHEN IGNITION IS SWITCHED ON & THEN EXTINGUISH IMMEDIATELY OR WHEN VEHICLE SPEED EXCEEDS 7 KM/H

Certification expiry date (if applicable) **N/A [UNLESS MODIFIED]**
 Hubodometer reading (whichever comes first)

Declaration

I the undersigned, declare that I am the heavy vehicle specialist inspector identified and I hold a current valid appointment. I certify that the above mentioned vehicle component's design, manufacture and installation, and this certification complies in all respects with the Land Transport Rule: Vehicle Standards Compliance 2002 and my appointment. To the best of my knowledge the information contained in the certificate is true and correct.

Designer's ID (if different from inspector below)
 Inspector's signature 
 Inspector's name (PRINT IN CAPS) **CHRIS CLARKE** ID number
 Date **17.06.2022** Number **830373**

CoF vehicle inspector ID (if applicable) CoF vehicle inspector signature (if applicable) Date

All fields are mandatory unless otherwise stated.

WABCO START-UP LOG

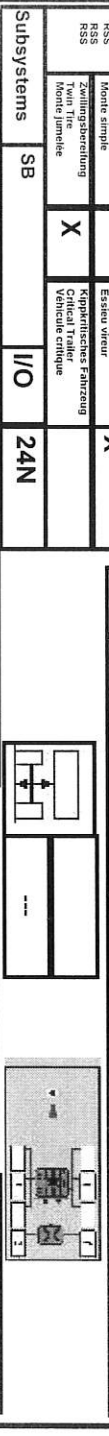
System	Trailer EBS-E	WABCO part number	480 102 080 0
Production date	2022-01-21	Serial number	897040910400A
Serial number (modulator)	000000546630		
Fingerprint Customer EOL / Customer Development / Flash Program	W503643 / 2022-06-17 ; 00000000 / 0000-00-00 ; 00000000 / 0000-00-00		

WABCO

TRAILER EBS-E

GGV/ADR TÜEH TB 2007 - 019.00
TDB0678

HERSTELLER MANUFACTURER CONSTRUCTEUR	DOMETT TRAILERS		
TYPE	4AS SKELETAL		
VEHICLE IDENT. NUMBER CLASS NUMBER NUMERO DE CHASSIS	7A9D50028N2023155		
BREMSEBERECHNUNGS-NR. BRAKE CALCULATION NO. NOMBRE DE CALCUL NO.	TP52371S		
POLE POSITION POLYVALENTS DEUTS ROUE DEVENTE c-d e-d	90	90	ASS-System Ass-System Systeme ABS
Einlenkvorrichtung Single Tie Monte simple			X
Zwillingsschaltung Twin Tie Monte jumele	X		
Lenkbohle Steering axle Essieu Vieur			X
Kippmechanisches Fahrzeug Critical Trailer Vehicule critique			



Achse AXLE ESSIEU	pm (bar)	pm (bar)	pm (bar)	0.7	2.0	6.5	pZ	TYP	TYP	(mm)	(mm)	(bar)		
												1.0	Pz	
1	1000	0.3	1.6	6500	4.0	0.3	1.5	5.6	-	14 / 16	64	69	415	2869
2	1000	0.3	1.6	6500	4.0	0.3	1.5	5.6	-	14 / 16	64	69	415	2869
3	1000	0.3	1.6	6500	4.0	0.3	1.5	5.6	-	14	64	69	415	2869
4	1000	0.3	1.6	6500	4.0	0.3	1.5	5.6	-	14	64	69	415	2869
5	0	---	---	---	---	---	---	---	-	---	---	---	---	---

TEBS-E

Diagnostic memory	OK	Warning lamp control	OK
Parameter setting	carried out	Stop light supply	OK
EBS pressure test	OK	Lifting axle test	Not tested
Redundancy test	OK	ECAS height sensor calibration	Not tested
ABS sensor assignment	OK	Height sensor axle load	Not tested
RTR test	Not tested	Leak test	Not tested
Immobilizer test	Not tested	Signal outputs	Not tested
Signal inputs	Not tested	Tag axle test	Not tested

Electronic Extension Module

Diagnostic memory	Not tested	Signal outputs	Not tested
TailGUARDlight	Not tested	TailGUARD	Not tested
Manufacturer	DOMETT TRAILERS	Vehicle ident. no.	7A9D50028N2023155
Vehicle type	4AS SKELETAL	Odometer reading	0.0 km
Next service	0 km	Trip reading	0.0 km
Tester	Chris Clarke	Signature	
Date	2022-06-17 12:23:15 pm		

trailer (full, semi-, centre-axle) with air brake system acc. to UN/ECE-R.13.11

distribution: DOMETT TRAILERS
 7A9D50028N2023155
 JH220614
 LT400:CJC 830373

Please note!

This brake calculation is made under consideration of the legal prescriptions mentioned above in the version valid at the time of making the program (V6.18.07.12).
 -the functional characteristics of our products as well as the data of the brake out of the test approvals of the axle manufacturers, and
 -the other vehicle data included in the brake calculation.
 Please check whether these data correspond to the actual vehicle data.
 Our conditions of delivery apply (particularly section 9.0).
 In any case we commend to do a braking harmonisation!
 WABCObrake V6.18.07.12 db 31.08.2018

vehicle manufacturer: DOMETT TRAILERS
 trailer model : 4AS SKELETAL
 trailer type : 4-axle-semi-trailer
 remarks : air / hydraulic / VA suspension
 WABCO TRAILER - EBS
 TRISTOP 1+2: T.14/24 [TSE1416HTTD ACTUALLY FITTED
 - SEE PAGE 7 FOR PERFORMANCE DATA]
 355/50 R 22,5

axle 1 + 2 + 3 + 4 : SAF, SBW 1937, TDB 0678 ECE,

		unladen		laden	
total mass	P in kg	6000	- 7000	42000	- 42000
king-pin	PS kg	2000	- 3000	16000	- 16000
axle 1	P1 in kg		1000		6500
axle 2	P2 in kg		1000		6500
axle 3	P3 in kg		1000		6500
axle 4	P4 in kg		1000		6500
total axle mass	PR in kg		4000		26000
wheel base	E in mm		9200 - 9910		2500
centre of gravity height	h in mm		660		1.0265
K-factor	Kv min		2.2331		Kc min
K-factor	Kv max		2.2562		Kc max
					1.0497

	axle 1	axle 2	axle 3	axle 4
no. of combined axles	1	1	1	1
no. of brake chambers per axle line	2	2	2	2
The power output corresponds to	BZ 119.6	BZ 119.6	BZ 122.1	BZ 122.1
brake chamber manufacturer	Meritor	Meritor	Meritor	Meritor
chamber size	T.14/24	T.14/24	14.	14.
Lever length	69	69	69	69
brake factor	23.03	23.03	23.03	23.03
dyn. rolling radius	449	449	449	449
dyn. rolling radius	449	449	449	449
threshold torque	6.0	6.0	6.0	6.0

calculation:

chamber pressure(rdyn min)pH at z=22,5%bar	2.2	2.2	2.2	2.2
chamber pressure(rdyn max)pH at z=22,5%bar	2.2	2.2	2.2	2.2
chamber press.(servo)pcha at pm6,5bar	5.6	5.6	5.6	5.6
piston force	5387	5387	5387	5387
brake force(rdyn min)T lad. at pm6,5bar N	38198	38198	38198	38198
brake force(rdyn max)T lad. at pm6,5bar N	38198	38198	38198	38198
Brake force incl. 1 % rolling resistance	25.0	25.0	25.0	25.0
proportion	%			

braking rate z laden 0.599 for rdyn min
 z = sum (TR)/PRmax 0.599 for rdyn max

Trailer may only be operated in combination with trucks/tractors with ISO 7638 supply (5 or 7 polar).

brake diagram : 841 701 050 0

maximum pressure: 8.5 bar

axle 1:

valve 1: 971 002 ... 0 WABCO
EBS emergency valve

valve 2: 480 102 ... 0 WABCO
EBS trailer modulator

brake cylinder: Meritor 1424HTLD64

axle 2:

valve 1: 971 002 ... 0 WABCO
EBS emergency valve

valve 2: 480 102 ... 0 WABCO
EBS trailer modulator

brake cylinder: Meritor 1424HTLD64

axle 3:

valve 1: 971 002 ... 0 WABCO
EBS emergency valve

valve 2: 480 102 ... 0 WABCO
EBS trailer modulator

brake cylinder: Meritor 14HSCLD64

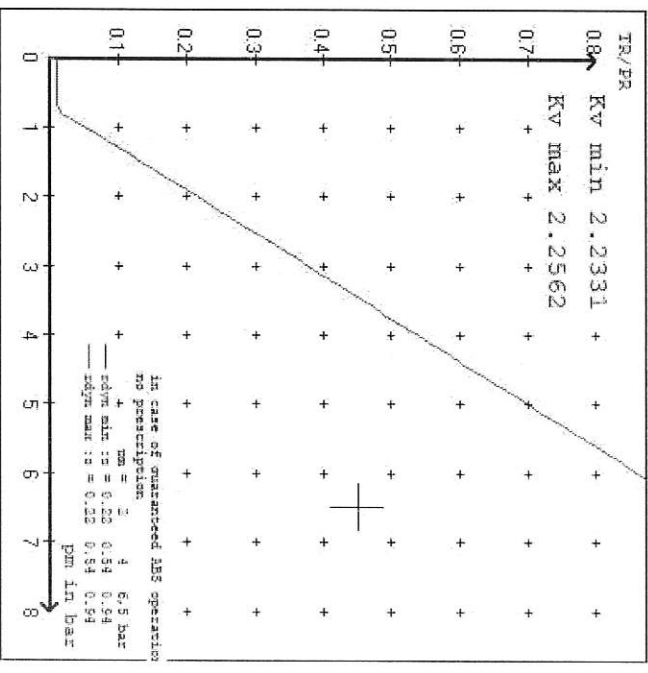
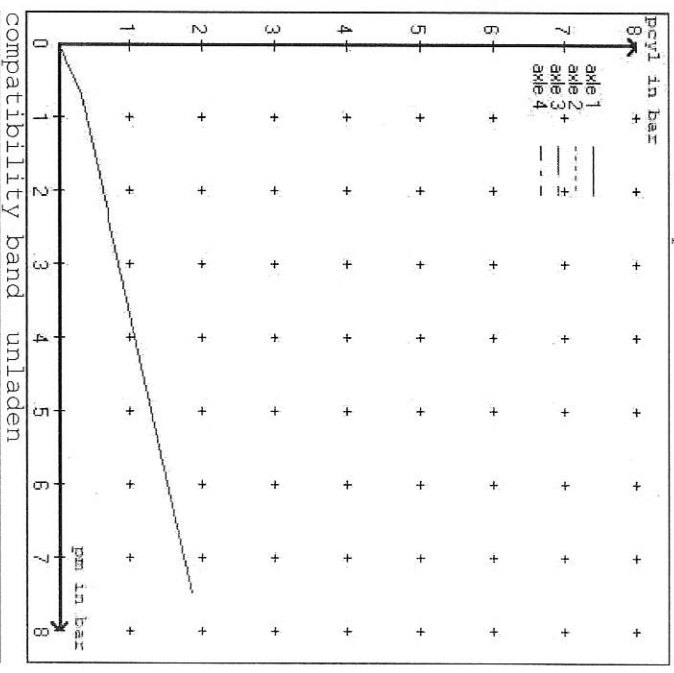
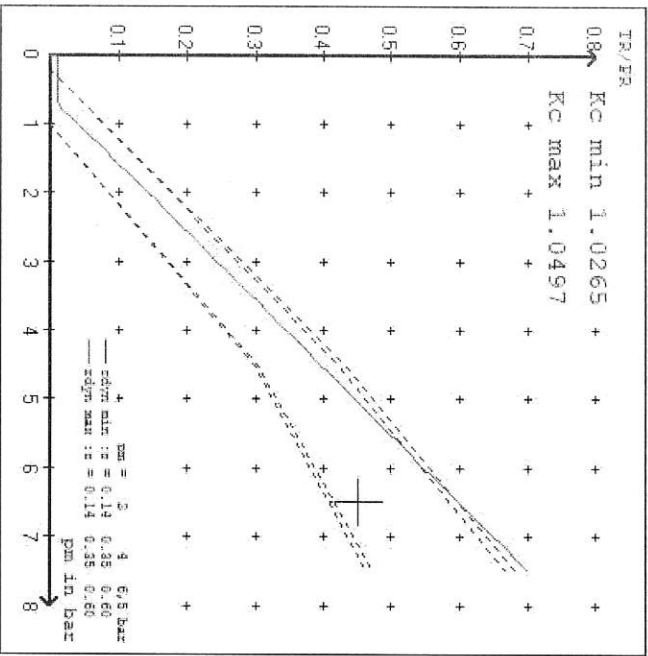
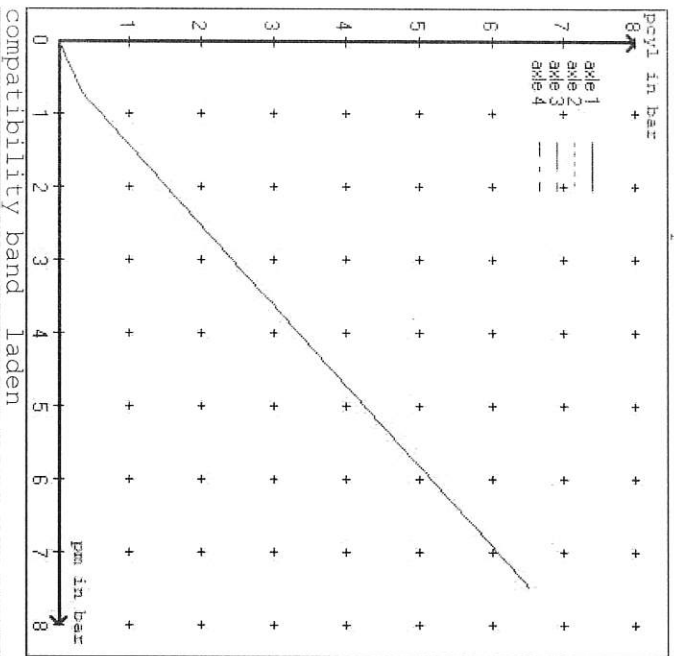
axle 4:

valve 1: 971 002 ... 0 WABCO
EBS emergency valve

valve 2: 480 207 0... 0 WABCO or 480 207 2... 0
EBS relay valve

brake cylinder: Meritor 14HSCLD64

test type III	(ZIII = 0.30)	for rdyn min :	axle1	axle2	axle3	axle4
at pm 3.6 bar =>		pcha in bar :	2.9	2.9	2.9	2.9
test type III	(ZIII = 0.06)	for rdyn min :	axle1	axle2	axle3	axle4
at pm 1.2 bar =>		pcha in bar :	0.8	0.8	0.8	0.8



vehicle manufacturer: DOMETT TRAILERS
 trailer model : 4AS SKELETAL
 trailer type : 4-axle-semi-trailer

brake chamber and lever length :
 axle 1 : 2 x type/diameter T.14/24 (Meritor) lever length 69 mm
 axle 2 : 2 x type/diameter T.14/24 (Meritor) lever length 69 mm
 axle 3 : 2 x type/diameter 14. (Meritor) lever length 69 mm
 axle 4 : 2 x type/diameter 14. (Meritor) lever length 69 mm

brake diagram : 841 701 050 0

valve :
 971 002 ... 0 WABCO EBS emergency valve
 480 102 ... 0 WABCO EBS trailer modulator
 480 207 0.. 0 WABCO EBS relay valve or 480 207 2.. 0

EBS input data

vehicle manufacturer: DOMETT TRAILERS
 trailer model : 4AS SKELETAL
 trailer type : 4-axle-semi-trailer
 brake calculation no. : TP 52371S

tire circumference main axle : 2825 for rdyn max
 tire circumference auxilliary axle : 2825 for rdyn max

assignment pm / deceleration z: pm 0.7 bar z = 0.010
 2.0 bar z = 0.142
 6.5 bar z = 0.600

axle	control pressure pm		brake pr. unladen	axle load laden	control pressure pm		brake pr. laden			
	axle load unladen	bellow pr. unladen			bellow pr. laden	brake pr. laden				
1	1000	to be	1.6	6500	to be	0.3	1.5	5.6		
2	1000	entered by	1.6	6500	entered by	0.3	1.5	5.6		
3	1000	the vehicle	1.6	6500	the vehicle	0.3	1.5	5.6		
4	1000	manufact.	1.6	6500	manufact.	0.3	1.5	5.6		
5	0		0,0	0		0,0	0,0	0,0		

The unladen values indicated in the above table are values for the basic parameter set. Higher unladen axle loads and liftaxles are automatically recognized and do not require separate adjustment. The above unladen axle loads must not be fallen below.

axle 1	axle 2	axle 3	axle 4
axle load	axle load	axle load	axle load
1000	1000	1000	1000
1500	1500	1500	1500
2000	2000	2000	2000
2500	2500	2500	2500
3000	3000	3000	3000
3500	3500	3500	3500
4000	4000	4000	4000
4500	4500	4500	4500
6500	6500	6500	6500
pcyl	pcyl	pcyl	pcyl
1.6	1.6	1.6	1.6
2.0	2.0	2.0	2.0
2.3	2.3	2.3	2.3
2.7	2.7	2.7	2.7
3.1	3.1	3.1	3.1
3.4	3.4	3.4	3.4
3.8	3.8	3.8	3.8
4.1	4.1	4.1	4.1
5.6	5.6	5.6	5.6

data sheet to ECE vehicle type-approval certificate concerning braking equipment: according to ECE R13 annex 11

axle 1 : reference axle: SAF	SBW 1937	brake lining: Jurid 539
test report :	TDB 0678 ECE	date : 20130927 27.09.2013
axle 2 : reference axle: SAF	SBW 1937	brake lining: Jurid 539
test report :	TDB 0678 ECE	date : 20130927 27.09.2013
axle 3 : reference axle: SAF	SBW 1937	brake lining: Jurid 539
test report :	TDB 0678 ECE	date : 20130927 27.09.2013
axle 4 : reference axle: SAF	SBW 1937	brake lining: Jurid 539
test report :	TDB 0678 ECE	date : 20130927 27.09.2013

calc. verif. of residual (hot) braking force type III
(item 4.2.1 of appendix 2 to annex 11)

axle 1	(rdyn 449 mm)	T = 19.1 % Fe
axle 2	(rdyn 449 mm)	T = 19.1 % Fe
axle 3	(rdyn 449 mm)	T = 19.1 % Fe
axle 4	(rdyn 449 mm)	T = 19.1 % Fe

calculated actuator stroke in mm
(item 4.3.1.1 of appendix 2 to annex 11)

axle 1	(sp = 56 mm)	s = 48 mm
axle 2	(sp = 56 mm)	s = 48 mm
axle 3	(sp = 56 mm)	s = 48 mm
axle 4	(sp = 56 mm)	s = 48 mm

average thrust output in N at pm = 6,5 bar (however max. pcha = 7,0 bar)

axle1	ThA = 5387 N
axle2	ThA = 5387 N
axle3	ThA = 5387 N
axle4	ThA = 5387 N

calc. residual (hot) braking force in N
(item 4.3.1.4 of appendix 2 to annex 11)

axle 1	(rdyn 449 mm)	T = 31242 N
axle 2	(rdyn 449 mm)	T = 31242 N
axle 3	(rdyn 449 mm)	T = 31242 N
axle 4	(rdyn 449 mm)	T = 31242 N

basic test type III
of subject (calculated)
trailer (E) residual

braking rate of the vehicle (hot)braking
(item 4.3.2 to appendix 2 to annex 11) 0.60 0.49

required braking rate
(items 1.5.3 and 1.7.2 to annex 11) >= 0,4 and >= 0,6*E (0.36)

axle 1	(rdyn 449 mm)	T = 31242 N
axle 2	(rdyn 449 mm)	T = 31242 N
axle 3	(rdyn 449 mm)	T = 31242 N
axle 4	(rdyn 449 mm)	T = 31242 N

basic test type III
of subject (calculated)
trailer (E) residual

braking rate of the vehicle (hot)braking
(item 4.3.2 to appendix 2 to annex 11) 0.60 0.49

required braking rate
(items 1.5.3 and 1.7.2 to annex 11) >= 0,4 and >= 0,6*E (0.36)

spring parking brake

	axle 1	axle 2
no of TRISTOP-actuators per axle	2	2
TRISTOP-actuator type	T.14/16	T.14/16
lever length	69	69
stat. tyre radius	432	432
	rstat max in mm	
at a stroke of	S	in mm
min. force of spring brake	TFZ in N	30
sp.brake chamber no Meritor.....	4	6160
release pressure	pls in bar	4
		4.8
		4.8

calculation:

ratio until road 3.6827 3.6827
 $iFb = LBh * \text{Eta} * C * rBt / (rBn * rstat)$
 for rstat in mm 432 432
 brake force of spring br. TF in N 55374 55374
 $TF = (TFZ * KDZ - 2 * Co / LBh) * iFb$
 braking rate zF laden 0.361
 $zF = \text{sum} (TF) / P + 0,01$

Test of the frictional connection required by the parking brake

minimum wheelbase/minimum supporting width min Ef necessary
 to fulfil the regulations

$$\text{min Ef} = E * (1 - PR/P + zferf * h/E) / (1 - zferf / (fzul * nf/ng))$$

min Ef = 7190 mm for E = 9200 mm
 =====
 min Ef = 7682 mm for E = 9910 mm
 =====

min Ef = minimum distance between front axle(s) (trailer) or support (semitrailer)
 and the rear axle(s) (resultant of the bogie)
 E = wheel base
 fzul = 0.80 maximum permissible frictional connection required
 zferf = 0.18 maximum required braking ratio of the parking brake
 h = 2500 mm height of center of gravity - laden
 PR = 26000 kg maximum bogie mass - laden
 P = 42000 kg maximum total mass - laden
 nf = 2 no. of axle(s) with TRISTOP spring brake actuators
 ng = 4 no. of bogie axle(s)

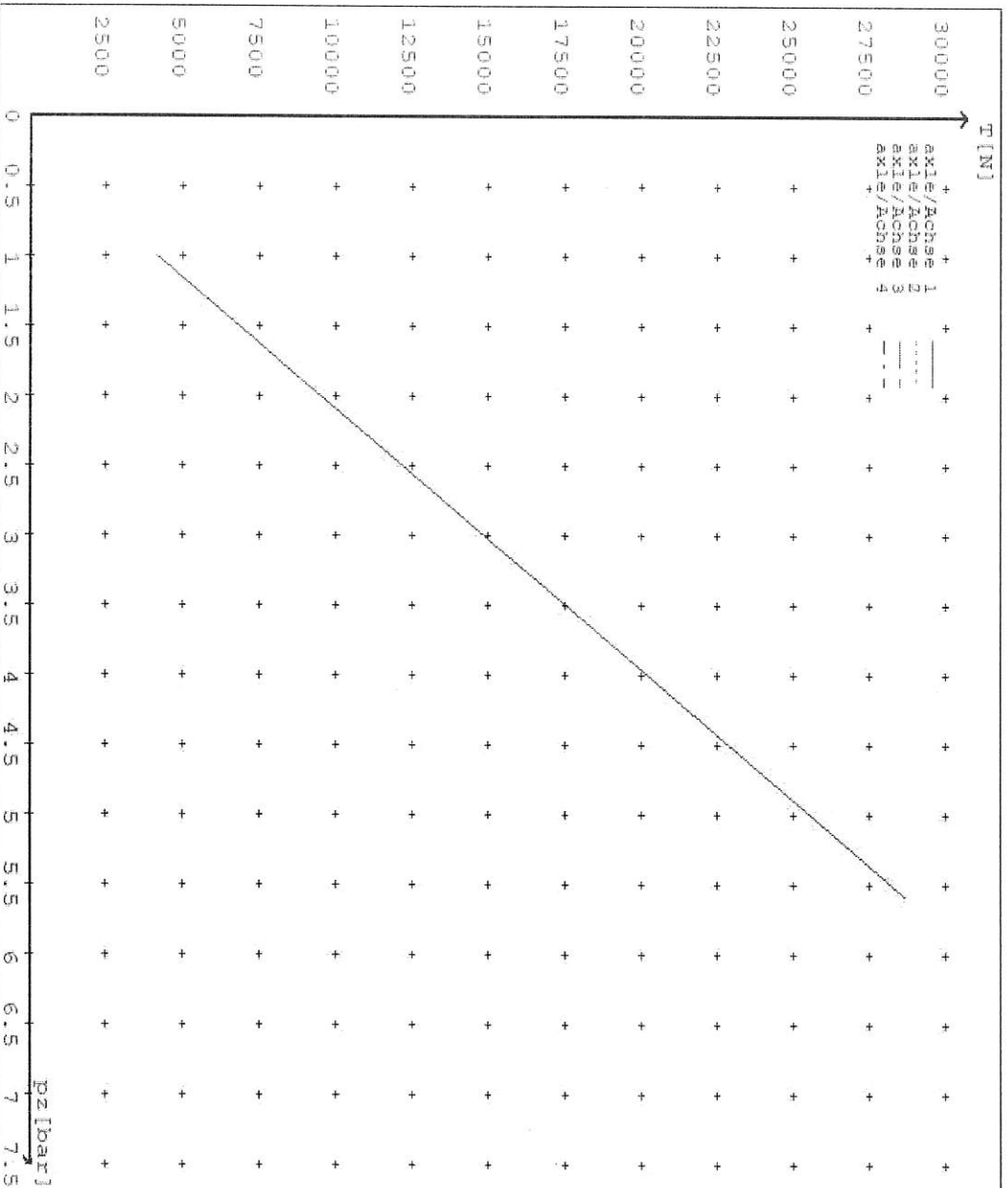
reference values

reference values for z = 45% for max rdyn: 449 mm

	pz [bar]	T [N]	T [N]
axle 1	1.0	4158	
	5.6	28697	
axle 2	1.0	4158	
	5.6	28697	
axle 3	1.0	4158	
	5.6	28697	
axle 4	1.0		4158
	5.6		28697

VIN - no.:

		Axle(s) / Achse(n)			
brake cylinder type (service / parking)		T.14/24	T.14/24	14./	14./
Bremszylinder Typ (Betrieb / Fest)					/
Maximum stroke smax = ...mm	64	64	64	64	64
maximaler Hub smax = ...mm					
Lever length = ...mm	69.08	69.08	69.08	69.08	
Hebellänge = ...mm					





NOTICE TO VEHICLE OPERATOR

THIS VEHICLE HAS A BRAKE SYSTEM WHICH HAS BEEN DESIGNED AND FITTED IN ACCORDANCE WITH THE LAND TRANSPORT HEAVY VEHICLE BRAKE RULE 32015/5.

IF THIS VEHICLE IS OPERATED IN CONJUNCTION WITH NON-CERTIFIED VEHICLES, THERE MAY BE OPERATIONAL FACTORS WHICH NEED TO BE TAKEN INTO CONSIDERATION.

PLEASE REFER TO THE CERTIFIER FOR FURTHER INFORMATION.

EXCEPT FROM LAND TRANSPORT RULE; HEAVY-VEHICLE BRAKES RULE 32015/5. SECTION 10,

10.1 RESPONSIBILITIES OF OPERATORS

A person who operates a vehicle must ensure that the vehicle complies with this rule.

10.2 RESPONSIBILITIES OF REPAIRERS

A person who repairs or adjusts a brake must ensure that the repair or adjustment:

- a) does not prevent the vehicle from complying with this rule;
- b) complies with Land Transport Rule: Vehicle Repair- 1998.

10.3 RESPONSIBILITIES OF MODIFIERS

A person who modifies a vehicle so as to affect the braking performance of the vehicle must:

- a) ensure that the modification does not prevent the vehicle from complying with this Rule; and
- b) notify the operator that the vehicle must be inspected and, if necessary, certified by person or organisation appointed to carry out specialist inspection and certification of heavy vehicle brakes.

IF YOU ARE UNSURE ABOUT YOUR RESPONSIBILITIES, PLEASE CONTACT THE VEHICLE MANUFACTURER, OR MYSELF.

COMPLAINTS. Complaints and Warranty issues which relate to Brake Certification will be acknowledged within 7 working days and a resolution proposed within 25 working days. Resolution of complaints and Warranty issues is subject to Transpecs Warranty policy. Customers have the right to appeal to the New Zealand Transport Authority if dissatisfied with a Compliance issue. (Refer NZTA Deed Of Appointment Para 4.7.4) NZTA Helpdesk 0800 699 000



NOTICE TO VEHICLE OPERATOR

This trailer is equipped with an Electronic Brake System.

To comply with the New Zealand Heavy Vehicle Brake Rule 32015/5, it must be used only in conjunction with a truck/tractor equipped with a 5 or 7 pin ABS/EBS power supply socket.

Failure to connect to such supply invalidates Brake Rule compliance.

The trailer ABS/EBS warning light on the towing vehicle dashboard must illuminate when the ignition is switched on and extinguish when the vehicle is in motion.

If the light does not illuminate when ignition is switched on, the system must be checked. If the light remains illuminated when the vehicle is in motion, Brake Rule compliance is compromised. Repairs must be made as soon as possible.

If you are unsure of your responsibilities and/or obligations, please contact either the vehicle manufacturer or myself.

A handwritten signature in black ink, appearing to read 'J E Hirst', written over a horizontal line.

J E Hirst
(JEH HVEK)
(09 980 7300)



NOTICE TO VEHICLE OPERATOR

WABCO Park Release Emergency Valve **(PREV)**

This trailer is equipped with a WABCO PREV
Part # 971 002 900 0

Application of the park brake via the cab control valve will actuate and apply all service brakes on the trailer. In the event of a leak in the service brake system the Spring Brakes will automatically override and hold the vehicle in compliance to Land Transport Rule: Heavy-vehicle Brakes Rule 32015/5.

When the vehicle is presented for COF the trailer park brake system is tested by pulling the red actuation knob on the PREV, situated mid way down the chassis rail. The cab control in the prime mover does not have to be applied for this test procedure.

If you are unsure of any aspect relating to this instruction please contact either the vehicle manufacturer or myself.

J E Hirst
(JEH HVEK)
(09 980 7300)



**NEW ZEALAND HEAVY VEHICLE BRAKE RULE 32015-5
WORKSHEET, PROCEDURE DOCUMENTATION SHEET
& CONFIRMATION OF COMPLIANCE**

CLIENT

MANUFACTURER: DOMETT TRAILERS
ADDRESS: TAURIKURA DRIVE, TAURANGA 3110
FLEET: TR GROUP

VEHICLE DETAILS

VEHICLE TYPE: 4AS SKELETAL **CERT #:** JH220614
YEAR: 2022 **CALCULATION #:** TP52371
MAKE: DOMETT **REGO #:** N/A
MODEL: D5002 **LT400 #:** 830373
CHASSIS #: 2155 **ORDER #:** 8801
VIN #: 7A9D50028N2023155
GVM: t **PRIME MOVER:** UNKNOWN

**LOAD CONFIGURATION:
GROUP RATINGS: t**

WHEEL BASE: m

FRONT	REAR
16	26
9.2	

COG: m

UNLADEN COG m	MAX HEIGHT m	HEIGHT DECK m
0.66	4.3	1.38
2.496		

FRONT	REAR	TOTAL

BRAKE & AXLE DETAILS

	MAKE	MODEL	TEST REPORT
AXLE:	SAF	SAF-BI9	TDB0678
STEER AXLE[S]:	YES	POLE WHEEL:	90
LINING MATERIAL:	JURID 539	BRAKE FACTOR:	23.03
SENSED AXLES:	# 2 + # 4		
SERIAL NUMBERS:	NOTES:		
1	NG-IU28-BI9-19W		
2	NG-IU28-BI9-19W		
3	NG-IU28-BI9-19W		
4	NG-IU28-BILL9-19W		

CHAMBER AND VALVING DETAILS

	AXLE 1 & 2	AXLE 3 & 4	
CHAMBERS:	TSE_CHAMBERS	TSE_CHAMBERS	
BRAND:	1416HTLD	14HSCLD	
SIZE:	64	64	
STROKE: mm	BC0143.0	BZ 122.1 Sep '00	
TEST REPORT #:	6.16	N/A	
SPRINGBRAKE FORCE: kN	4.8	N/A	
HOLDOFF PRESSURE: Bar	WABCO PAN19	WABCO PAN19	
FOUNDATION BRAKE:	69	69	
LEVER LENGTH: mm	MAKE:	PART NUMBER:	P/M PRESS. kPa
BRAKE VALVES:	WABCO	480 102 08. 0 (MV)	70 kPa
ECU PART #:	WABCO	480 207 202 0 (12V)	70 kPa
3RD MODULATOR #:	YES		
ANTI-COMPOUNDING:	WABCO_PREV	971 002 900 0	
SPRING BRAKE RELAY:	WABCO_PREV	971 002 900 0	
YARD RELEASE VALVE:	N/A	N/A	
INLINE RELAY FITTED:	<input checked="" type="checkbox"/> FRONT	<input type="checkbox"/> REAR	
ECU DIRECTION:	<input type="checkbox"/> SMARTBOARD	<input type="checkbox"/> OPT-LINK	<input type="checkbox"/> CAN ROUTER 446 122 050 0
SUBSYSTEMS:	<input type="checkbox"/> ELEX 446 122 070 0	<input type="checkbox"/> TAILGUARD	

SUSPENSION

SUSPENSION TYPE:

REAR
ELECTRONIC

MAKE:

SAF_AIRSPRING

MODEL:

SAF_INTRA

BELLOW SIZE:

2619, 300mm

HEIGHT CONTROL VALVE:

441 050 100 0

OTHER VALVES:

463 090 500 0 (ETASC)

RIDE HEIGHT *mm*:

295

HANGER HEIGHT *mm*:

200

PEDESTAL HEIGHT *mm*:

50

LIFTAXLE:

N/A

DUMP SWITCH:

N/A

LIFTAXLE VALVE:

N/A

AIR TANKS

AIR TANKS STANDARD:

SAE J10A / EN286-2

REAR

BRAKE TANK SIZE: L

46 + 46

AUXILIARY TANK SIZE: L

46

PRESSURE PROTECTION:

WABCO PEM: 461 513 002 0

AIR LINES

TEST POINTS:

CONTROL LINE:

x1

FIXED AXLE CHAMBERS:

x2

STEER AXLE CHAMBERS:

x1

DUOMATIC COLOUR CODED:

YES

TANK:

X 1

ELECTRONIC HEIGHT SENSOR CALIBRATION

	TIMER TICKS [F/R]	MILLIMETRE mm [F / R]
UPPER LEVEL:	1396	365
NORMAL LEVEL:	1329	295
LOWER LEVEL:	1291	245

CHECKS AT COMMISSION OF VEHICLE

CHAMBER BUNGS REMOVED: VALVE MOUNTING:

ECU BLANKING PLUGS CHECKED: DUOMATIC DRILLED:

RESPONSE TIME: MODULATOR 2.1 RELAY VALVE

ms:

NOTES AND SPECIAL CONDITIONS

FILES RECEIVED: 17.01.2022

FILES CREATED: 10.06.2022

FILES SENT TO CIC (SODC): 10.06.2022

INSPECTION & SIGN OFF SCHEDULED FOR:


REASON FOR CERTIFICATION: NEW TRAILER BUILD

I UNDERSTAND AND DECLARE THAT I AM THE CERTIFIER IDENTIFIED BELOW AND HOLD A CURRENT VALID APPOINTMENT. I CERTIFY THAT AT THE TIME OF INSPECTION THE ABOVE MENTIONED VEHICLE COMPONENT DESIGN AND THIS CERTIFICATION COMPLIES IN ALL RESPECTS WITH THE LAND TRANSPORT RULE VEHICLE STANDARDS COMPLIANCE 2002 AND MY DEED OF APPOINTMENT. TO THE BEST OF MY KNOWLEDGE THE INFORMATION CONTAINED IN THIS CERTIFICATE IS TRUE AND CORRECT.

NEW ZEALAND HEAVY VEHICLE BRAKE RULE 32015/5, SCHEDULE 5.

DATE: 10/06/2022

SIGNED:


CHRIS CLARKE CIC

CERTIFIER NAME & ID:

SODC BY: JOHN HIRST JEH

PHONE (BUS): 09-980-7300

FAX:

POSTAL ADDRESS: P.O. Box 98-971, Manukau 2241
New Zealand