

Heavy vehicle specialist inspector's or manufacturing inspecting organisation's name (PRINT IN CAPS) **CHRIS CLARKE** ID **CJC**

Plate number (optional) **7A9D1001XN2023161** VIN/chassis number

Make **DOMETT** Component being certified: Chassis Load anchorage

Model (optional) **D1001** Log bolsters Towing connection Brakes

Certification category **HVEK** SRT PSV stability PSV rollover
 Swept path PBS

Description of work
**CERTIFY TO SCHEDULE 5 OF LTR 32015: NZ HEAVY VEHICLE BRAKE SPECIFICATION.
 CARRY OUT BRAKE CALCULATIONS, INSPECTION AND ECU END OF LINE PROTOCOL.
 4A TANKER
 FOR SYSTEM ARCHITECTURE, PLEASE REFER TO PDS WORKSHEET & SCHEMATIC.
 RSS ON TYRE: 265 70 R19.5**

Code/standard/rule certified to **LTR 32015, SCHEDULE 5** Component load rating(s) **26 Tonnes GVM**

General drawing number(s) **N/A** **15 Tonne (Front group ratings)
 15 Tonne (Rear group ratings)**

Supporting documents
**BRAKE RULE CERTIFICATE LC220804
 BRAKE CALCULATION # 2022 ROR 4A WPC**

Special conditions (optional)
**WARNING LAMP MUST ILLUMINATE WHEN IGNITION IS SWITCHED ON & THEN
 EXTINGUISH IMMEDIATELY OR WHEN VEHICLE SPEED EXCEEDS 7 KM/H**

Certification expiry date (if applicable) **N/A [UNLESS MODIFIED]** OR Hubodometer reading (whichever comes first) **|||||**

Declaration

I the undersigned, declare that I am the heavy vehicle specialist inspector identified and I hold a current valid appointment. I certify that the above mentioned vehicle component's design, manufacture and installation, and this certification complies in all respects with the Land Transport Rule: Vehicle Standards Compliance 2002 and my appointment. To the best of my knowledge the information contained in the certificate is true and correct.

Designer's ID (if different from inspector below) **LPC**
 Inspector's signature **LANCE CAWTE**
 Inspector's name (PRINT IN CAPS) **CHRIS CLARKE** ID number **CLJC**
 Date **12.08.2022** Number **837687**

CoF vehicle inspector ID (if applicable) **_____** CoF vehicle inspector signature (if applicable) **_____** Date **_____**

All fields are mandatory unless otherwise stated.

WABCO START-UP LOG

System	Trailer EBS-E	WABCO part number	480 102 080 0
Production date	2022-05-23	Serial number	897041693600H
Serial number (modulator)	000000553112		
Fingerprint Customer EOL / Customer Development / Flash Program	W503643 / 2022-08-12 ; 00000000 / 0000-00-00 ; 00000000 / 0000-00-00		

WABCO

TRAILER EBS-E

GGV/ADR TUEH TB 2007 - 019.00
361 071 04

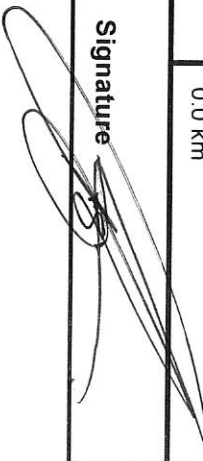
HERSTELLER FABRIQUEUR CONSTRUCTEUR	DOMETT		
TYPE	4A TANKER, D1001	GIO	Pin1
VEHICLE IDENT. NUMBER	7A9D1001XN2023161	1	24 V-O1
CHASSIS NUMBER NUMERO DE CHASSIS	TP2022A	2	---
BRASSER/CANNINGS NO. CALCUL. DE FREINAGE NO.	90	3	ALS2
POLEZAHNENZAHL, c-d e-f POLE WHEEL TEETH, c-d e-f	90	4	---
DEBTS ROUE BENTRE c-d e-f	4S/3M	5	DIAG
Einbaubereitigung Single Tire Wohne simple		6	---
RSS Zwillingsbereifung Main Tire Main jumbie	X	7	---
Lehrtafel Steuerung late Essen vreur			
Kippertisches Fahrzeug Critical Trailer Vehicule critique			
Subsystems	I/O		

ACHSE AXLE RESSES	pm (bar)	pm (bar)	0.8	2.0	6.5	TO	TYP TYPE	(mm)	(mm)	TR (dan)					
										1.0	Pz				
1	1400	0.5	1.6	7500	4.5	0.4	1.5	---	6.1	-	20	65	74	472	4202
2	1400	0.5	1.6	7500	4.5	0.4	1.5	---	6.1	-	20	65	74	472	4202
3	1200	0.4	1.3	7500	4.5	0.4	1.6	---	5.3	-	16 / 24	64	74	420	3153
4	1200	0.4	1.3	7500	4.5	0.4	1.6	---	5.3	-	16 / 24	64	74	420	3153
5	0	---	---	---	---	---	---	---	---	---	---	---	---	---	---

TEBS-E

Diagnostic memory	OK	Warning lamp control	OK
Parameter setting	carried out	Stop light supply	OK
EBS pressure test	OK	Lifting axle test	Not tested
Redundancy test	OK	ECAS height sensor calibration	Not tested
ABS sensor assignment	OK	Height sensor axle load	Not tested
RTR test	Not tested	Leak test	Not tested
Immobilizer test	Not tested	Signal outputs	Not tested
Signal inputs	Not tested	Tag axle test	Not tested

Electronic Extension Module

Diagnostic memory	Not tested	Signal outputs	Not tested
TailGUARDlight	Not tested	TailGUARD	Not tested
Manufacturer	DOMETT	Vehicle ident. no.	7A9D1001XN2023161
Vehicle type	4A TANKER, D1001	Odometer reading	0.0 km
Next service	0 km	Trip reading	0.0 km
Tester	Chris Clarke	Signature 	
Date	2022-08-12 1:14:23 pm		

distribution: DOMETT
 2022 ROR 4A WPC

please note!

This brake calculation is made under consideration of
 -the legal prescriptions mentioned above in the version valid
 at the time of making the program (V6.18.07.12).
 -the functional characteristics of our products
 as well as the data of the brake out of the test
 approvals of the axle manufacturers, and
 -the other vehicle data included in the brake calculation.
 Please check whether these data correspond to the actual vehicle data.
 Our conditions of delivery apply (particularly section 9.0).
 In any case we commend to do a braking harmonisation!
 WABCOBrake V6.18.07.12 db 31.08.2018

vehicle manufacturer: DOMETT
 trailer model : 4A TANKER, D1001
 trailer type : 4-axle-full-trailer
 remarks : air / hydraulic / VA suspension
 WABCO TRAILER - EBS
 TRISTOP 3+4: T.16/24
 265/70 R 19,5

axle 1 + 2 + 3 + 4 : Assali Stefen, K, 361-071-04 ECE Re 432,

		<u>unladen</u>				<u>Laden</u>
total mass	P	in	kg			30000
axle 1	P1	in	kg	1400		7500
axle 2	P2	in	kg	1400		7500
axle 3	P3	in	kg	1200		7500
axle 4	P4	in	kg	1200		7500
wheel base	E	in	mm	5070	-	5070
centre of gravity height	h	in	mm	700		1492

	<u>axle 1</u>				<u>axle 2</u>				<u>axle 3</u>				<u>axle 4</u>			
	1	2	1	2	1	2	1	2	1	2	1	2	1	2		
no. of combined axles	1	2	1	2	1	2	1	2	1	2	1	2	1	2		
no. of brake chambers per axle line	BZ	122.1	BZ	122.1	BZ	119.6	BZ	119.6	BZ	119.6	BZ	119.6	BZ	119.6		
The power output corresponds to	Meritor	20.	Meritor	20.	Meritor	T.16/24	Meritor	T.16/24	Meritor	T.16/24	Meritor	T.16/24	Meritor	T.16/24		
brake chamber manufacturer																
chamber size																
lever length	LBh	in	mm	74	74	74	74	74	74	74	74	74	74	74		
brake factor			[-]	20.26	20.26	20.26	20.26	20.26	20.26	20.26	20.26	20.26	20.26	20.26		
dyn. rolling radius	rdyn	min	in	mm	421	421	421	421	421	421	421	421	421	421		
dyn. rolling radius	rdyn	max	in	mm	421	421	421	421	421	421	421	421	421	421		
threshold torque	Co	Nm		7.0	7.0	7.0	7.0	7.0	7.0	7.0	7.0	7.0	7.0	7.0		

calculation:

chamber pressure(rdyn min)	pH	at z=22,5%bar	2.4	2.4	2.3	2.3
chamber pressure(rdyn max)	pH	at z=22,5%bar	2.4	2.4	2.3	2.3
chamber press.(servo)pcha	at pm6,5bar	bar	6.1	6.1	5.3	5.3
piston force	ThA	at pm6,5bar	N	7071	5304	5304
brake force(rdyn min)	T lad.	at pm6,5bar	N	50425	37841	37841
brake force(rdyn max)	T lad.	at pm6,5bar	N	50425	37841	37841
Brake force incl. 1 % rolling resistance proportion		%	26.7	26.7	23.3	23.3

braking rate z laden 0.600 for rdyn min
 z = sum (TR)/PRmax 0.600 for rdyn max

Trailer may only be operated in combination with trucks/tractors with ISO 7638 supply (5 or 7 polar).

brake diagram :

maximum pressure: 8.5 bar

axle 1:

valve 1: 480 207 0.. 0 WABCO or 480 207 2.. 0
EBS relay valve

brake cylinder: Meritor 20HSCLD65

axle 2:

valve 1: 480 207 0.. 0 WABCO or 480 207 2.. 0
EBS relay valve

brake cylinder: Meritor 20HSCLD65

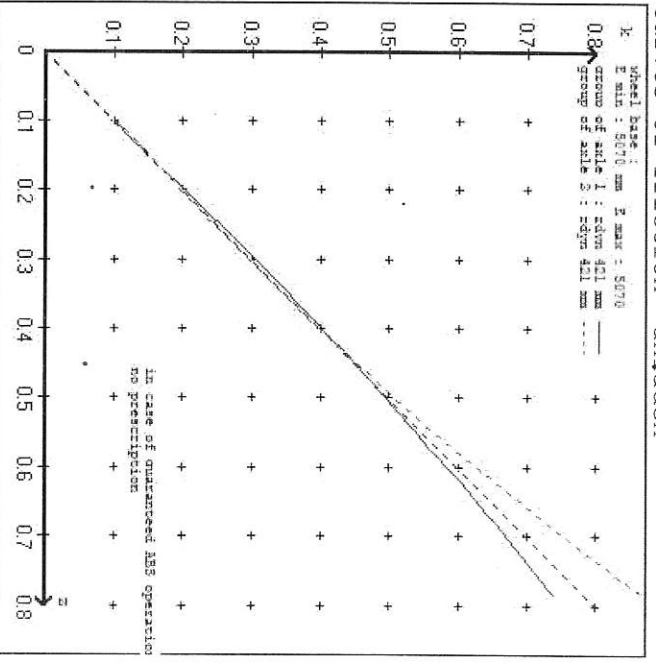
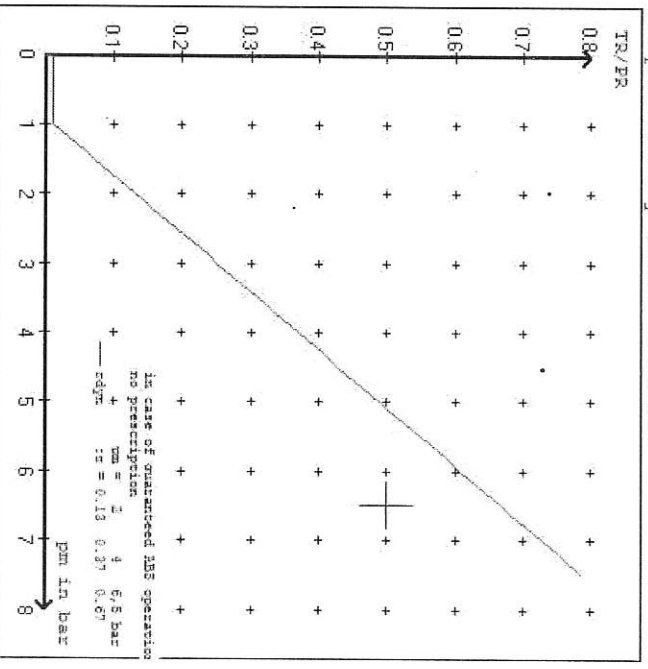
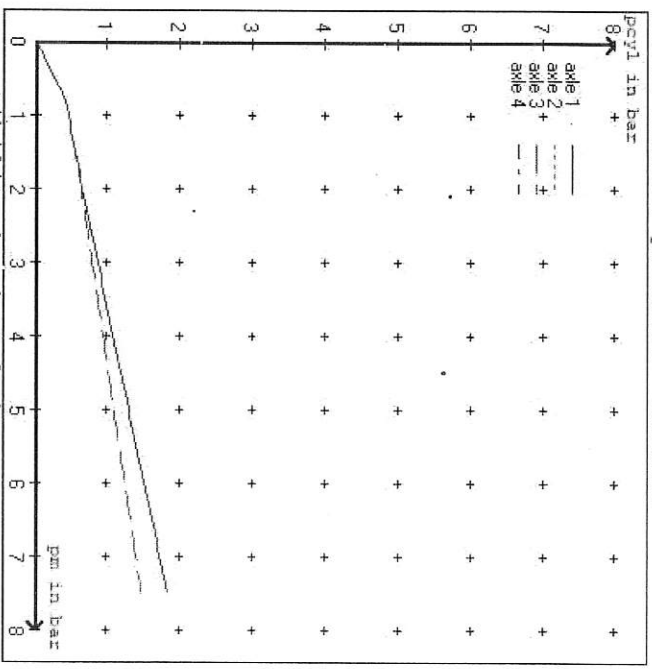
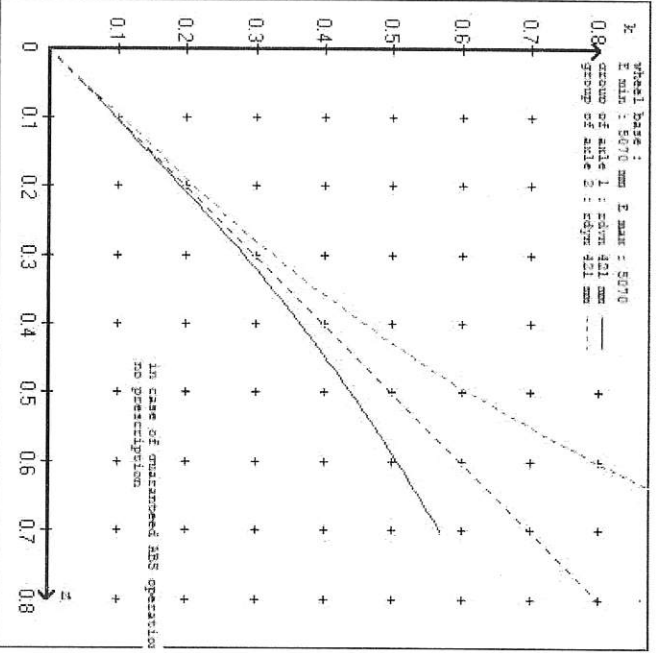
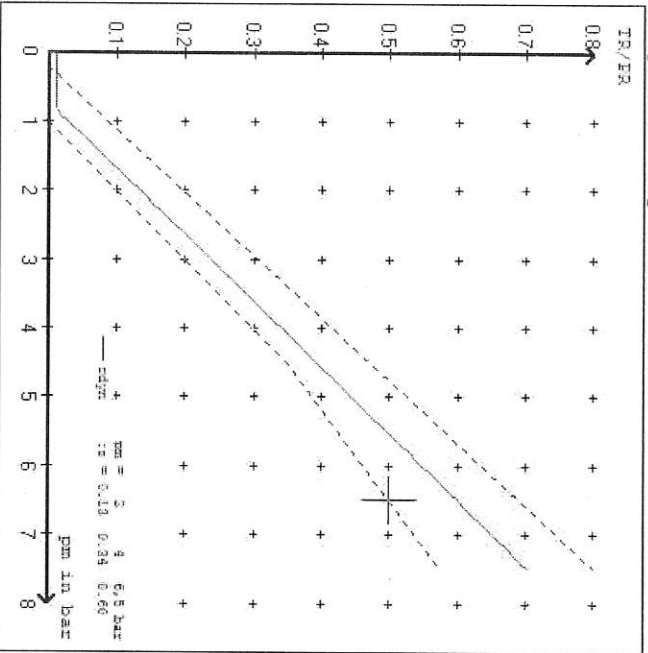
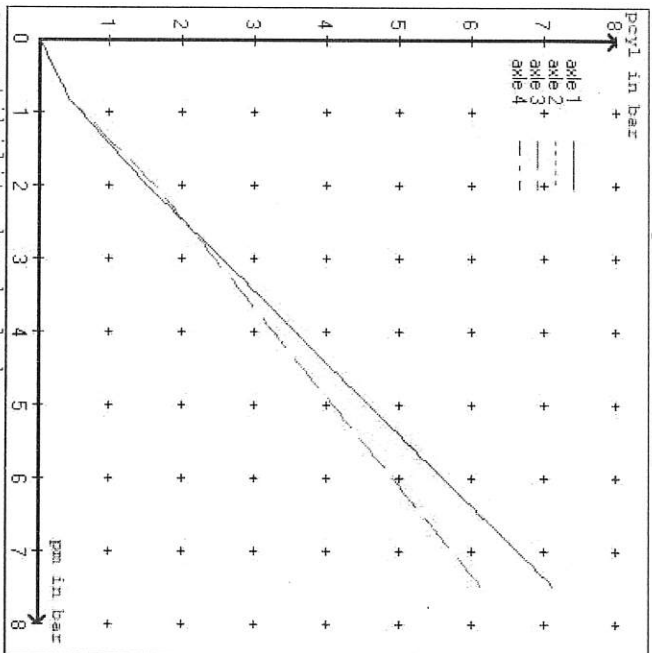
axle 3:

valve 1: 480 102 ... 0 WABCO
EBS trailer modulator

brake cylinder: Meritor 1624HTLD64

axle 4:
valve 1: 480 102 ... 0 WABCO
EBS trailer modulator
brake cylinder: Meritor 1624HTLD64

test type III	(zIII = 0.30)	for rdyn min :	axle1	axle2	axle3	axle4	
at pm 3.6 bar =>		pcha in bar :	3.1	3.1	2.9	2.9	
test type III	(zIII = 0.06)	for rdyn min :	axle1	axle2	axle3	axle4	
at pm 1.3 bar =>		pcha in bar :	0.9	0.9	0.9	0.9	



vehicle manufacturer: DOMETT
 trailer model : 4A TANKER, D1001
 trailer type : 4-axle-full-trailer

brake chamber and lever length :
 axle 1 : 2 x type/diameter 20. (Meritor) lever length 74 mm
 axle 2 : 2 x type/diameter 20. (Meritor) lever length 74 mm
 axle 3 : 2 x type/diameter T.16/24 (Meritor) lever length 74 mm
 axle 4 : 2 x type/diameter T.16/24 (Meritor) lever length 74 mm

brake diagram :

valve :
 480 207 0.. 0 WABCO EBS relay valve or 480 207 2.. 0
 480 102 ... 0 WABCO EBS trailer modulator

EBS input data

=====
 vehicle manufacturer: DOMETT
 trailer model : 4A TANKER, D1001
 trailer type : 4-axle-full-trailer
 brake calculation no. : TP 20222A

tire circumference main axle : 2650 for rdyn max
 tire circumference auxiliary axle : 2650 for rdyn max

assignment pm / deceleration z: pm 0.8 bar z = 0.010
 2.0 bar z = 0.134
 (Laden condition) 6.5 bar z = 0.600

axle	control pressure pm		brake pr. unladen	axle load laden	control pressure pm		brake pr. laden	brake pr. laden
	axle load unladen	bellow pr. unladen			bellow pr. laden	brake pr. laden		
1	1400	to be	1.6	7500	to be	0.4	1.5	6.1
2	1400	entered by	1.6	7500	entered by	0.4	1.5	6.1
3	1200	the vehicle	1.3	7500	the vehicle	0.4	1.6	5.3
4	1200	manufact.	1.3	7500	manufact.	0.4	1.6	5.3
5	0		0,0	0		0,0	0,0	0,0

The unladen values indicated in the above table are values for the basic parameter set. Higher unladen axle loads and liftaxes are automatically recognized and do not require separate adjustment. The above unladen axle loads must not be fallen below.

axle 1	axle 2	axle 3	axle 4
axle load	axle load	axle load	axle load
1400	1400	1200	1200
1900	1900	1700	1700
2400	2400	2200	2200
2900	2900	2700	2700
3400	3400	3200	3200
3900	3900	3700	3700
4400	4400	4200	4200
4900	4900	4700	4700
7500	7500	7500	7500
pcyl	pcyl	pcyl	pcyl
1.6	1.6	1.3	1.3
2.0	2.0	1.6	1.6
2.3	2.3	1.9	1.9
2.7	2.7	2.3	2.3
3.1	3.1	2.6	2.6
3.4	3.4	2.9	2.9
3.8	3.8	3.2	3.2
4.2	4.2	3.5	3.5
6.1	6.1	5.3	5.3

data sheet to ECE vehicle type-approval certificate concerning braking equipment: according to ECE R13 annex 11

axle 1 :	reference axle: Assali SteftM or LM or LcEn	test report :	361-071-04 ECE Re 432	brake lining:	ROR 8616 AF (M13)
axle 2 :	reference axle: Assali SteftM or LM or LcEn	test report :	361-071-04 ECE Re 432	date :	GA310709
axle 3 :	reference axle: Assali SteftM or LM or LcEn	test report :	361-071-04 ECE Re 432	brake lining:	ROR 8616 AF (M13)
axle 4 :	reference axle: Assali SteftM or LM or LcEn	test report :	361-071-04 ECE Re 432	date :	GA310709
				brake lining:	ROR 8616 AF (M13)
				date :	GA310709

calc. verif. of residual (hot) braking force type III
(item 4.2.1 of appendix 2 to annex 11)

axle 1	(rdyn 421 mm)	T = 22.7 % Fe
axle 2	(rdyn 421 mm)	T = 22.7 % Fe
axle 3	(rdyn 421 mm)	T = 18.2 % Fe
axle 4	(rdyn 421 mm)	T = 18.2 % Fe

calculated actuator stroke in mm

(item 4.3.1.1 of appendix 2 to annex 11)

axle 1	(sp = 58 mm)	s = 38 mm
axle 2	(sp = 58 mm)	s = 38 mm
axle 3	(sp = 57 mm)	s = 38 mm
axle 4	(sp = 57 mm)	s = 38 mm

average thrust output in N at pm = 6,5 bar (however max. pcha = 7,0 bar)

axle1	ThA = 7071 N
axle2	ThA = 7071 N
axle3	ThA = 5304 N
axle4	ThA = 5304 N

calc. residual (hot) braking force in N
(item 4.3.1.4 of appendix 2 to annex 11)

axle 1	(rdyn 421 mm)	T = 43214 N
axle 2	(rdyn 421 mm)	T = 43214 N
axle 3	(rdyn 421 mm)	T = 32459 N
axle 4	(rdyn 421 mm)	T = 32459 N

basic test	type.III
of subject	(calculated)
trailer (E)	residual
	(hot)braking

braking rate of the vehicle
(item 4.3.2 to appendix 2 to annex 11) 0.60 0.51

required braking rate
(items 1.5.3 and 1.7.2 to annex 11) >= 0,4 and >= 0,6*E (0.36)

axle 1	(rdyn 421 mm)	T = 43214 N
axle 2	(rdyn 421 mm)	T = 43214 N
axle 3	(rdyn 421 mm)	T = 32459 N
axle 4	(rdyn 421 mm)	T = 32459 N

basic test	type.III
of subject	(calculated)
trailer (E)	residual
	(hot)braking

braking rate of the vehicle
(item 4.3.2 to appendix 2 to annex 11) 0.60 0.51
required braking rate
(items 1.5.3 and 1.7.2 to annex 11) >= 0,4 and >= 0,6*E (0.36)

spring parking brake

	axle 3	axle 4
no of TRISTOP-actuators per axle	2	2
TRISTOP-actuator type	T.16/24	T.16/24
lever length	74	74
stat. tyre radius	401	401
at a stroke of	s	in mm
min. force of spring brake	30	30
sp.brake chamber no Meritor.....	TFZ in N	7605
release pressure	4	4
	pls in bar	4.8
	4.8	4.8

calculation:

ratio until road
 $IFb = IBh * \text{Eta} * C * rBt / (rBn * rstat)$ 3.7388 3.7388
 for rstat in mm 401
 brake force of spring br. Tf in N 56159 56159
 $Tf = (TFZ * KDZ - 2 * Co / IBh) * iFb$
 braking rate zf laden 0.392
 $zf = \text{sum} (Tf) / P + 0,01$

Test of the frictional connection required by the parking brake

minimum wheelbase/minimum supporting width min Ef necessary
 to fulfil the regulations

$$\text{min Ef} = E * (1 - PR/P + zferf * h/E) / (1 - zferf / (fzul * nf/ng))$$

min Ef = 3617 mm for E = 5070 mm
 =====
 min Ef = 3617 mm for E = 5070 mm
 =====

min Ef = minimum distance between front axle(s) (trailer) or support (semitrailer)
 and the rear axle(s) (resultant of the bogie)
 E = wheel base
 fzul = 0.80 maximum permissible frictional connection required
 zferf = 0.18 maximum required braking ratio of the parking brake
 h = 1492 mm height of center of gravity - laden
 PR = 15000 kg maximum bogie mass - laden
 P = 30000 kg maximum total mass - laden
 nf = 2 no. of axle(s) with TRISTOP spring brake actuators
 ng = 2 no. of bogie axle(s)

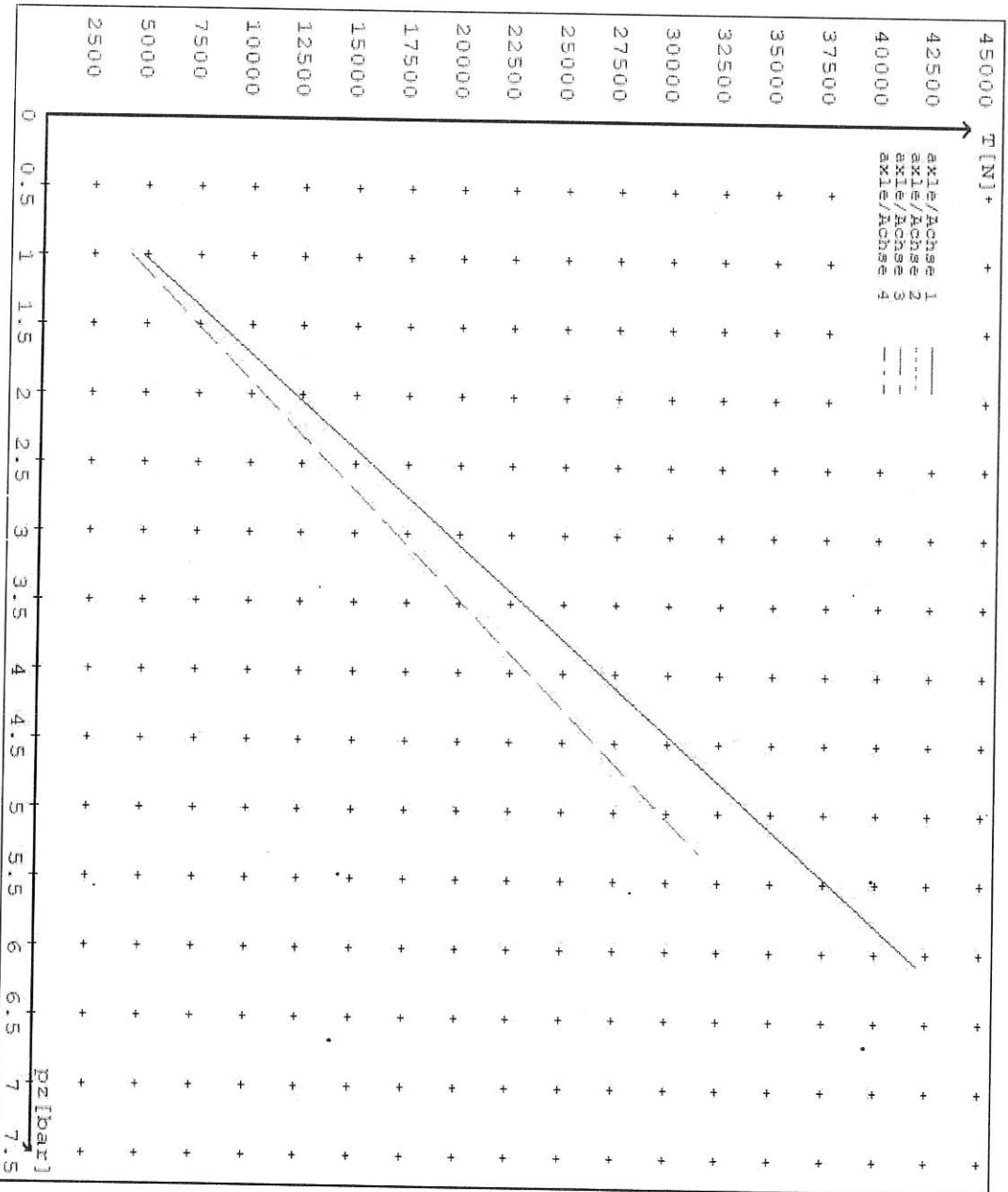
reference values

reference values for z = 50% for max rdyn: 421 mm

	pz [bar]	T [N]	T [N]
axle 1	1.0	4729	
	6.1	42021	
axle 2	1.0	4729	
	6.1	42021	
axle 3	1.0	4200	31534
	5.3		
axle 4	1.0	4200	31534
	5.3		

VIN - no.:

Brake cylinder type (service / parking) Bremszylinder Typ (Betrieb / Fest)	Axle(s) / Achse(m)			
	20. /	20. /	T.16/24	T.16/24
Maximum stroke smax = ...mm maximaler Hub smax = ...mm	65	65	64	64
Lever length = ...mm Hebellänge = ...mm	74	74	74	74





**NEW ZEALAND HEAVY VEHICLE BRAKE RULE 32015
WORKSHEET, PROCEDURE DOCUMENTATION SHEET
& CONFIRMATION OF COMPLIANCE**

CLIENT

MANUFACTURER: DOMETT TRAILERS
ADDRESS: Taurikura Drive, Tauranga 3110
FLEET: FON TERRA

VEHICLE DETAILS

VEHICLE TYPE: 4A TANKER **CERT #:** LC220804
YEAR: 2022 **CALCULATION #:** 2022 ROR 4A WPC
MAKE: DOMETT **REGO #:**
MODEL: D1001 **LT400 #:** 837687
CHASSIS #: 2161 **ORDER #:** 8851
VIN #: 7A9D1001XN2023161
GVM: 26 **PRIME MOVER:** EBS / EUROPEAN

LOAD CONFIGURATION:

UNIFORM DENSITY

GROUP RATINGS: t

FRONT	REAR
--------------	-------------

15	15
5.07	

UNLADEN COG m

MAX HEIGHT m

HEIGHT DECK m

0.7	2.38	1.00
1.492		

COG: m
TARE: t

FRONT	REAR	TOTAL
2.8	2.4	5.2

TYRE SIZE:

FRONT	REAR	FITTED
265 70 R19.5	265 70 R19.5	265 70R 19.5

ROLLING CIRCUMFERENCE: MM

2645	2645
------	------

AXLE SPACING: m

1.3	1.3
-----	-----

BRAKE & AXLE DETAILS

	MAKE	MODEL	TEST REPORT
AXLE:	ROR_ASSALL_STEFEN	ROR-SLX9 LRC DISC	361-071-04
POLE WHEEL FRONT:	90	POLE WHEEL REAR:	90
LINING MATERIAL:	ROR 8616	BRAKE FACTOR:	20.26
SENSED AXLES:	1 + 3		
SERIAL NUMBERS:	NOTES:		

1		
2		
3		
4		
5		

CHAMBER AND VALVING DETAILS

	AXLE 1 & 2	AXLE 3 & 4	AXLE 5
CHAMBERS:	HALDEX_CHAMBERS	HALDEX_BERTOCCO	N/A
BRAND:	20, (125 200)	1616 (925/464/461/0)	N/A
SIZE:	66	63	
STROKE: mm	BC0175.0	BC 0006.0	
TEST REPORT #:	N/A	6.28	
SPRING BRAKE FORCE: kN	N/A	5	
HOLDOFF PRESSURE: Bar	MERITOR	MERITOR	
FOUNDATION BRAKE:	74	74	N/A
LEVER LENGTH: mm			

	MAKE:	PART NUMBER:	PMI PRESS. kPa
BRAKE VALVES:	WABCO	480 102 08. 0 (MV)	80 kPa
ECU PART #:	WABCO	480 207 001 0 (24V)	80 kPa
3RD MODULATOR #:	YES		
ANTI-COMPOUNDING:	SEALCO_SBR	110701	
SPRING BRAKE RELAY:	SEALCO_YR	17600B	
YARD RELEASE VALVE:	N/A	N/A	
INLINE RELAY FITTED:			
ECU DIRECTION:	<input checked="" type="checkbox"/> FRONT	<input type="checkbox"/> REAR	FRONT FRICTION: μ 0.51

- SUBSYSTEMS:
- SMARTBOARD
 - OPT-LINK
 - CAN ROUTER 446 122 050 0
 - ELEX 446 122 070 0
 - TAILGUARD

SUSPENSION

	FRONT	REAR
SUSPENSION TYPE:	PNEUMATIC	PNEUMATIC
MAKE:	ROR_AIRSPRING	ROR_AIRSPRING
MODEL:	ROR_INTRA	ROR_INTRA
BELLOW SIZE:	SLX LRC	SLX LRC
HEIGHT CONTROL VALVE:	464 008 011 0	464 008 011 0
OTHER VALVES:	NORGREN 3042402	NORGREN 3042402
RIDE HEIGHT <small>MM</small> :	250	250
HANGER HEIGHT <small>MM</small> :		
PEDESTAL HEIGHT <small>MM</small> :		
LIFT AXLE:		N/A
DUMP SWITCH:		PNEUMATIC
LIFT AXLE VALVE:		N/A
PRESSURE LIMITING:		N/A

AIR TANKS

AIR TANKS STANDARD:	SAE J10A / EN286-2	
	FRONT	REAR
BRAKE TANK SIZE: L	C51902, 48L	C51902, 48L
AUXILIARY TANK SIZE: L		C51901, 25L x 2
PRESSURE PROTECTION:	WABCO PEM: 461 513 002 0	

AIR LINES

TEST POINTS:					
CONTROL LINE:	<table border="1"> <tr> <td style="width: 50%;">FILTER X 1</td> <td style="width: 50%;">TANK:</td> </tr> <tr> <td>ECU X 2</td> <td>ECU X 1</td> </tr> </table>	FILTER X 1	TANK:	ECU X 2	ECU X 1
FILTER X 1	TANK:				
ECU X 2	ECU X 1				
REAR CHAMBER:	FRONT CHAMBER:				
DUOMATIC COLOUR CODED:	<table border="1"> <tr> <td style="width: 50%;">YES</td> <td style="width: 50%;">LEFT 1st</td> </tr> </table>	YES	LEFT 1st		
YES	LEFT 1st				

ELECTRONIC HEIGHT SENSOR CALIBRATION

	TIMER TICKS [F/R]	MILLIMETRE [F / R]
UPPER LEVEL:		
NORMAL LEVEL:		
LOWER LEVEL:		

CHECKS AT COMMISSION OF VEHICLE

CHAMBER BUNGS REMOVED:

VALVE MOUNTING:

ECU BLANKING PLUGS CHECKED:

RESPONSE TIME:

MODULATOR 2.1	MODULATOR 2.2	RELAY VALVE
ms: <input type="text" value="270"/>	<input type="text" value="280"/>	<input type="text" value="325"/>

NOTES AND SPECIAL CONDITIONS

3/12/2021 received est build schedule.15/12/2021 request to do project, receive drawings etc.
24/3/2022 start files, request and receive product and trailer data. 25/3/2022 do calculations
and ECU files, start paperwork.
29/03/2022 Advised air reservoirs changed. Redo paperwork to reflect change.
10/8/2022 Advised vehicle files required. 11/8/2022 check & complete files, program, send SODC.

REASON FOR CERTIFICATION:

NEW TRAILER

I UNDERSTAND AND DECLARE THAT I AM THE CERTIFIER IDENTIFIED BELOW AND HOLD A CURRENT VALID APPOINTMENT. I CERTIFY THAT AT THE TIME OF INSPECTION THE ABOVE MENTIONED VEHICLE COMPONENT DESIGN AND THIS CERTIFICATION COMPLIES IN ALL RESPECTS WITH THE LAND TRANSPORT RULE VEHICLE STANDARDS COMPLIANCE 2002 AND MY DEED OF APPOINTMENT. TO THE BEST OF MY KNOWLEDGE THE INFORMATION CONTAINED IN THIS CERTIFICATE IS TRUE AND CORRECT.

RULE / STD COMPLIED TO:

NEW ZEALAND HEAVY VEHICLE BRAKE RULE 32015, SCHEDULE 5, ADR-35, ECE-R13, FMVSS-121

DATE:

11/08/2022

SIGNED:

Lance Cawte

CERTIFIER NAME & ID:

CHRIS CLARKE

CIC

SODC BY:

LANCE CAWTE

LPC

PHONE (BUS):

09-980-7300

FAX:

POSTAL ADDRESS:

P.O. Box 98-971, Manukau 2241
New Zealand