

Must be presented to a CoF (heavy) inspecting organisation if not entered into LANDATA

Heavy vehicle specialist inspector's or manufacturing inspecting organisation's name (PRINT IN CAPS) **CHRIS CLARKE** ID **CJC**

Plate number (optional) **475 N3** VIN/chassis number **7A9E2001IN2023227**

Make **DOMETT** Component being certified: Chassis Load anchorage

Model (optional) **E2001 PH** Log bolsters Towing connection **X** Brakes

Certification category **HVEK** SRT PSV stability PSV rollover

Swept path PBS

Description of work
 CERTIFY TO SCHEDULE 5 OF LTR 32015: NZ HEAVY VEHICLE BRAKE SPECIFICATION.
 CARRY OUT BRAKE CALCULATIONS, INSPECTION AND ECU END OF LINE PROTOCOL.
 5AFT CURTAINSIDE **RSS ON TYRE: 265 70 R19.5**
 FOR SYSTEM ARCHITECTURE, PLEASE REFER TO PDS WORKSHEET & SCHEMATIC.
REASON FOR CERTIFICATE: NEW TRAILER BUILD

Code/standard/rule certified to **LTR 32015/5** Component load rating(s) **32 Tonnes GVM**

General drawing number(s) **N/A** **16 Tonne (Front brake mass)**
19 Tonne (Rear brake mass)

Supporting documents
BRAKE RULE CERTIFICATE JH221117
BRAKE CALCULATION # TP52526

Special conditions (optional)
WARNING LAMP MUST ILLUMINATE WHEN IGNITION IS SWITCHED ON & THEN EXTINGUISH IMMEDIATELY OR WHEN VEHICLE SPEED EXCEEDS 7 KM/H

Certification expiry date (if applicable) **N/A [UNLESS MODIFIED]** or Hubodometer reading (whichever comes first)

Declaration

I the undersigned, declare that I am the heavy vehicle specialist inspector identified and I hold a current valid appointment. I certify that the above mentioned vehicle component's design, manufacture and installation, and this certification complies in all respects with the Land Transport Rule: Vehicle Standards Compliance 2002 and my appointment. To the best of my knowledge the information contained in the certificate is true and correct.

Designer's ID (if different from inspector below) **JOHN HIRST JEH**

Inspector's signature 

Inspector's name (PRINT IN CAPS) **CHRIS CLARKE** ID number **CJC**

Date **24.11.2022** Number **849398**

CoF vehicle inspector ID (if applicable) **0023** CoF vehicle inspector signature (if applicable)  Date **24-11-2022**

All fields are mandatory unless otherwise stated.

WABCO START-UP LOG

System	Trailer EBS-E	WABCO part number	480 102 080 0
Production date	2022-10-17	Serial number	897042588600B
Serial number (modulator)	000000561774		
Fingerprint Customer EOL / Customer Development / Flash Program	W503643 / 2022-11-24 ; 00000000 / 0000-00-00 ; 00000000 / 0000-00-00		

WABCO

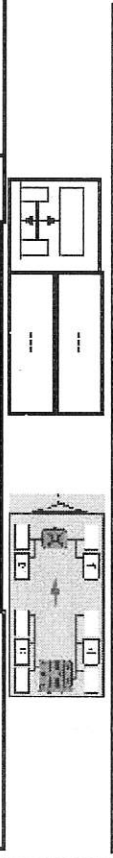
TRAILER EBS-E

GGV/ADR TUEH TB 2007 - 019.00
TDB0749

HERSTELLER MANUFACTURER CONSTRUCTEUR	DOMETT TRAILERS		
TYP TYPE	5AFT CURTAIN SIDE		
VEHICLE IDENT. NUMBER CHASSIS DE MONTAGE NUMERO DE CHASSIS	7A9E20010N2023227		
BREMSEBEGRIFFUNGSR. Système de freinage Système de freinage	TP52526A		
POLEWHEEL TEETH c-d 1-e4 DENTS ROUE DENTEE c-d 1-e4	90	90	ABS System ABS-System Systeme ABS
ABS			4S/3M
RSS Single Tire Monte simple			
Zwillingbereiterung Train Tire Monte jumelle	X		

GIO	Pin1	Pin3	Pin4
1	..	---	---
2	---	---	---
3	ALS2	ALS2	---
4	---	---	---
5	DIAG	DIAG	DIAG
6	---	---	---
7	---	---	---

Subsystems	SB	I/O	24N
------------	----	-----	-----



ACHSE AXLE ESSEU	pm (bar)	6.5	pm (bar)	0.7	2.0	6.5	pz	TYP TYPE	(mm)	(mm)	(bar)				
											1.0	Pz			
1	1550	0.7	2.0	8000	5.1	0.4	1.4	---	5.9	-	20	65	69	504	4287
2	1550	0.7	2.0	8000	5.1	0.4	1.4	---	5.9	-	20	65	69	504	4287
3	1300	0.5	1.7	6350	4.0	0.3	1.5	---	4.8	-	14 / 16	64	69	484	2870
4	1300	0.5	1.7	6350	4.0	0.3	1.5	---	4.8	-	14 / 16	64	69	484	2870
5	1300	0.5	1.7	6350	4.0	0.3	1.5	---	4.8	-	14	64	69	484	2870

TEBS-E

Diagnostic memory	OK	Warning lamp control	OK
Parameter setting	carried out	Stop light supply	OK
EBS pressure test	OK	Lifting axle test	Not tested
Redundancy test	OK	ECAS height sensor calibration	Not tested
ABS sensor assignment	OK	Height sensor axle load	Not tested
RTR test	Not tested	Leak test	Not tested
Immobilizer test	Not tested	Signal outputs	Not tested
Signal inputs	Not tested	Tag axle test	Not tested

Electronic Extension Module

Diagnostic memory	Not tested	Signal outputs	Not tested
TailGUARDlight	Not tested	TailGUARD	Not tested
Manufacturer	DOMETT TRAILERS	Vehicle ident. no.	7A9E20010N2023227
Vehicle type	5AFT CURTAIN SIDE	Odometer reading	5.9 km
Next service	0 km	Trip reading	5.9 km
Tester	Chris Clarke	Signature	
Date	2022-11-24 8:31:42 am		

distribution: DOMETT TRAILERS
 7A9E20010N2023227
 SODC: JH221117
 LT400: CJC 849398

Please note!
 This brake calculation is made under consideration of
 -the legal prescriptions mentioned above in the version valid
 at the time of making the program (V6 18.07.12),
 -the functional characteristics of our products
 as well as the data of the brake out of the test
 approvals of the axle manufacturers, and
 -the other vehicle data included in the brake calculation.
 Please check whether these data correspond to the actual vehicle data.
 Our conditions of delivery apply (particularly section 9.0).
 In any case we commend to do a braking harmonisation!
 WABCOBrake V6.18.07.12 db 31.08.2018

vehicle manufacturer: DOMETT TRAILERS
 trailer model : SAFT CURTAIN SIDE
 trailer type : 5-axle-full-trailer
 remarks : air / hydraulic / VA suspension
 WABCO TRAILER - EBS E
 TRISTOP 3+4: T.14/24 [TSE1416HTTD64 ACTUALLY FITTED -
 SEE PAGE 7 FOR PERFORMANCE DATA]
 265/70 R 19,5

	axle 1 + 2 + 3 + 4 + 5	SAF,	SBW 1937,	TDB 0749	ECE,	
total mass						
axle 1	P	in	kg			unladen
axle 2	P1	in	kg			laden
axle 3	P2	in	kg			
axle 4	P3	in	kg			
axle 5	P4	in	kg			
wheel base	P5	in	kg			
centre of gravity height	E	in	mm	7450	-	7550
	h	in	mm	1016		2100

	axle 1	axle 2	axle 3	axle 4	axle 5
no. of combined axles	1	1	1	1	1
no. of brake chambers per axle line	2	2	2	2	2
The power output corresponds to	BZ 122.1	BZ 122.1	BZ 119.6	BZ 119.6	BZ 122.1
brake chamber manufacturer	Meritor	Meritor	Meritor	Meritor	Meritor
chamber size	20.	20.	T.14/24	T.14/24	14.
lever length	69	69	69	69	69
brake factor	23.03	23.03	23.03	23.03	23.03
dyn. rolling radius	421	421	421	421	421
dyn. rolling radius	rdyn max	rdyn min	rdyn max	rdyn min	rdyn max
threshold torque	Co	Co	Co	Co	Co
	Nm	Nm	Nm	Nm	Nm

calculation:

	min)	pH at z=22,5%bar	max)	pH at z=22,5%bar
chamber pressure(rdyn	2.2	2.2	2.1	2.1
chamber pressure(rdyn	2.2	2.2	2.1	2.1
chamber press.(servo)	pcha at pm6,5bar	5.9	4.8	4.8
piston force	THA at pm6,5bar	6825	4586	4586
brake force(rdyn min)	T lad. at pm6,5bar	51709	34623	34623
brake force(rdyn max)	T lad. at pm6,5bar	51709	34623	34623
Brake force incl. 1 % rolling resistance		22.3	22.3	18.5
proportion	%			18.5

braking rate z laden 0.603 for rdyn min
 z = sum (TR)/PRmax 0.603 for rdyn max

Trailer may only be operated in combination with trucks/tractors with ISO 7638 supply (5 or 7 polar).

brake diagram :

maximum pressure: 8.5 bar

axle 1:

valve 1: 971 002 ... 0 WABCO
EBS emergency valve

valve 2: 480 207 0.. 0 WABCO or 480 207 2.. 0
EBS relay valve

brake cylinder: Meritor 20HSCLD65

axle 2:

valve 1: 971 002 ... 0 WABCO
EBS emergency valve

valve 2: 480 207 0.. 0 WABCO or 480 207 2.. 0
EBS relay valve

brake cylinder: Meritor 20HSCLD65

axle 3:

valve 1: 971 002 ... 0 WABCO
EBS emergency valve

valve 2: 480 102 ... 0 WABCO
EBS trailer modulator

brake cylinder: Meritor 1424HTLD64

axle 4:

valve 1: 971 002 ... 0 WABCO
EBS emergency valve

valve 2: 480 102 ... 0 WABCO
EBS trailer modulator

brake cylinder: Meritor 1424HTLD64

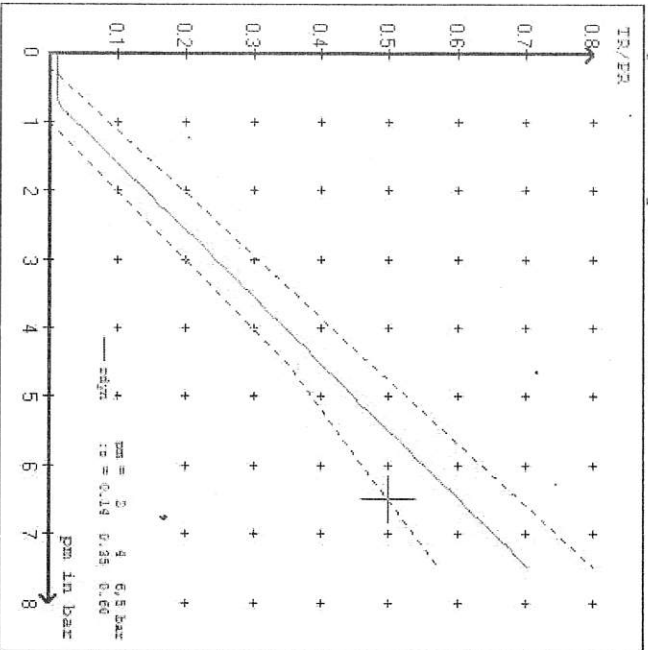
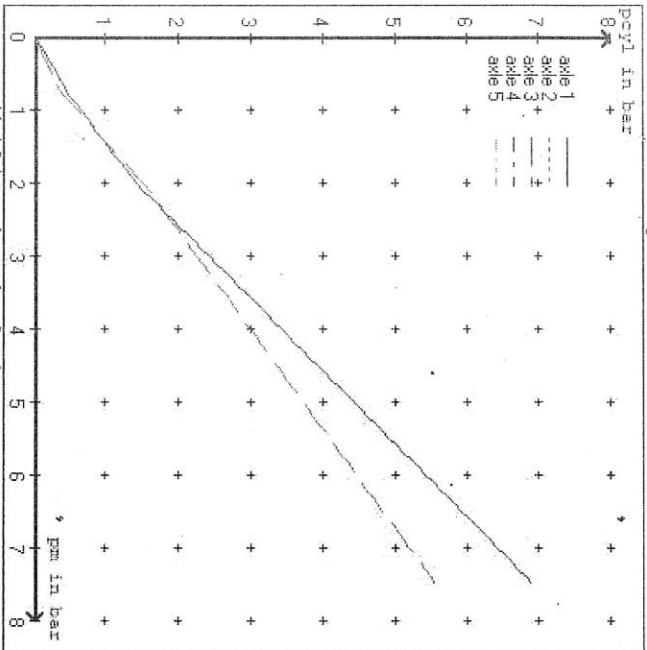
axle 5:

valve 1: 971 002 ... 0 WABCO
EBS emergency valve

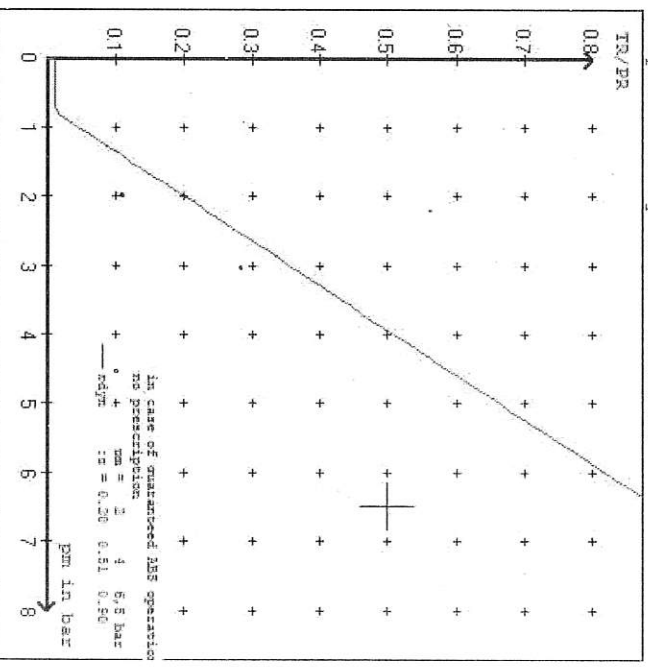
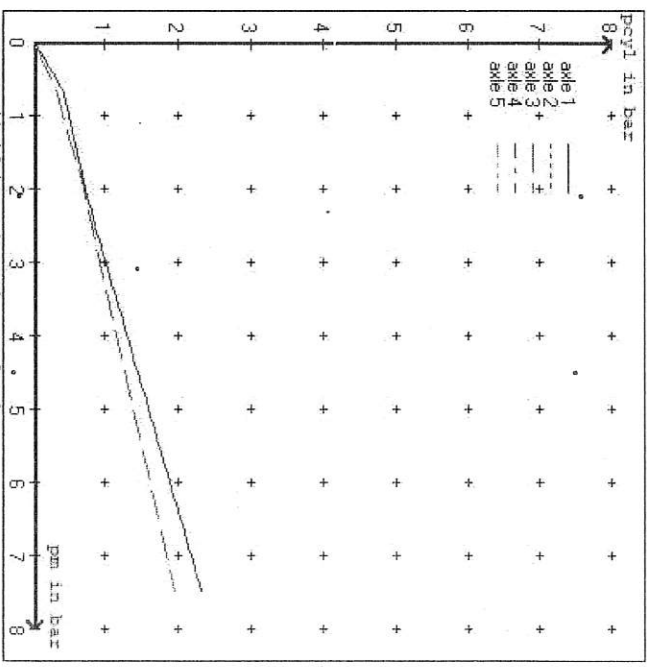
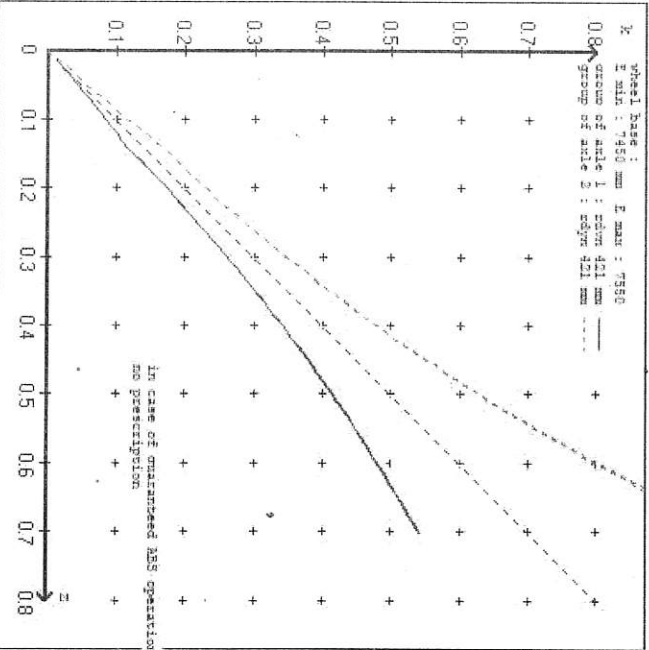
valve 2: 480 102 ... 0 WABCO
EBS trailer modulator

brake cylinder: Meritor 14HSCLD64

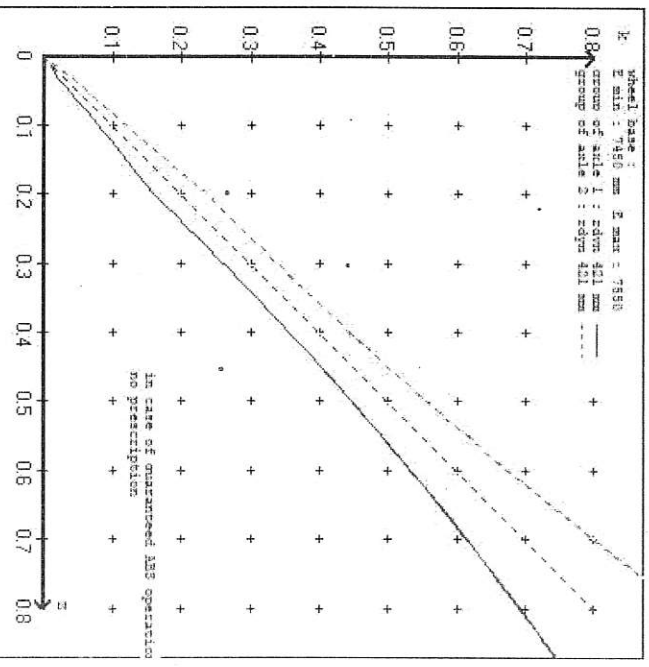
test type III	(zIII = 0.30)	for rdyn min :	axle1	axle2	axle3	axle4	axle5	
at pm 3.5 bar =>		pcha in bar :	2.9	2.9	2.6	2.6	2.6	2.6
test type III	(zIII = 0.06)	for rdyn min :	axle1	axle2	axle3	axle4	axle5	
at pm 1.2 bar =>		pcha in bar :	0.8	0.8	0.8	0.8	0.8	0.8



curves of friction laden



curves of friction unladen



vehicle manufacturer: DOMETT TRAILERS
 trailer model : SAFT CURTAIN SIDE
 trailer type : 5-axle-full-trailer

brake chamber and lever length :
 axle 1 : 2 x type/diameter 20. (Meritor) lever length 69 mm
 axle 2 : 2 x type/diameter 20. (Meritor) lever length 69 mm
 axle 3 : 2 x type/diameter T.14/24 (Meritor) lever length 69 mm
 axle 4 : 2 x type/diameter T.14/24 (Meritor) lever length 69 mm
 axle 5 : 2 x type/diameter 14. (Meritor) lever length 69 mm

brake diagram :

valve :
 971 002 ... 0 WABCO EBS emergency valve
 480 207 0.. 0 WABCO EBS relay valve or 480 207 2.. 0
 480 102 ... 0 WABCO EBS trailer modulator

EBS input data

=====

vehicle manufacturer: DOMETT TRAILERS
 trailer model : SAFT CURTAIN SIDE
 trailer type : 5-axle-full-trailer
 brake calculation no. : TP 52526A

tire circumference main axle : 2650 for rdyn max
 tire circumference auxiliary axle : 2650 for rdyn max

assignment pm / deceleration z: pm 0.7 bar z = 0.010
 2.0 bar z = 0.142
 (laden condition) 6.5 bar z = 0.600

axle	control pressure pm		brake pr. unladen	axle load laden	control pressure pm		brake pr. laden	axle load pcyl
	axle load unladen	bellow pr. unladen			bellow pr. laden	brake pr. laden		
1	1550	to be	2.0	8000	0.4	1.4	5.9	
2	1550	entered by	2.0	8000	0.4	1.4	5.9	
3	1300	the vehicle	1.7	6350	0.3	1.5	4.8	
4	1300	the vehicle	1.7	6350	0.3	1.5	4.8	
5	1300	manufact.	1.7	6350	0.3	1.5	4.8	

The unladen values indicated in the above table are values for the basic parameter set. Higher unladen axle loads and liftaxles are automatically recognized and do not require separate adjustment. The above unladen axle loads must not be fallen below.

axle 1	axle 2	axle 3	axle 4	axle 5
axle load pcyl	axle load pcyl	axle load pcyl	axle load pcyl	axle load pcyl
1550 2.0	1550 2.0	1300 1.7	1300 1.7	1300 1.7
2050 2.3	2050 2.3	1800 2.0	1800 2.0	1800 2.0
2550 2.6	2550 2.6	2300 2.3	2300 2.3	2300 2.3
3050 2.9	3050 2.9	2800 2.6	2800 2.6	2800 2.6
3550 3.2	3550 3.2	3300 2.9	3300 2.9	3300 2.9
4050 3.5	4050 3.5	3800 3.2	3800 3.2	3800 3.2
4550 3.8	4550 3.8	4300 3.5	4300 3.5	4300 3.5
5050 4.1	5050 4.1	4800 3.8	4800 3.8	4800 3.8
8000 5.9	8000 5.9	6350 4.8	6350 4.8	6350 4.8

data sheet to ECE vehicle type-approval certificate concerning braking equipment: according to ECE R13 annex 11

axle 1 : reference axle: SAF	SBW 1937	brake lining: Jurid 539
test report :	TDB 0749 ECE	date : 20130930 30.09.2013
axle 2 : reference axle: SAF	SBW 1937	brake lining: Jurid 539
test report :	TDB 0749 ECE	date : 20130930 30.09.2013
axle 3 : reference axle: SAF	SBW 1937	brake lining: Jurid 539
test report :	TDB 0749 ECE	date : 20130930 30.09.2013
axle 4 : reference axle: SAF	SBW 1937	brake lining: Jurid 539
test report :	TDB 0749 ECE	date : 20130930 30.09.2013
axle 5 : reference axle: SAF	SBW 1937	brake lining: Jurid 539
test report :	TDB 0749 ECE	date : 20130930 30.09.2013

Calc. Verif. of residual (hot) braking force type III
(item 4.2.1 of appendix 2 to annex 11)

axle 1	(rdyn 421 mm)	T = 24.2 % Fe
axle 2	(rdyn 421 mm)	T = 24.2 % Fe
axle 3	(rdyn 421 mm)	T = 18.2 % Fe
axle 4	(rdyn 421 mm)	T = 18.2 % Fe
axle 5	(rdyn 421 mm)	T = 18.2 % Fe

calculated actuator stroke in mm
(item 4.3.1.1 of appendix 2 to annex 11)

axle 1	(sp = 58 mm)	s = 39 mm
axle 2	(sp = 58 mm)	s = 39 mm
axle 3	(sp = 56 mm)	s = 39 mm
axle 4	(sp = 56 mm)	s = 39 mm
axle 5	(sp = 56 mm)	s = 39 mm

average thrust output in N at pm = 6,5 bar (however max. pcha = 7,0 bar)

axle1	THA = 6825 N
axle2	THA = 6825 N
axle3	THA = 4586 N
axle4	THA = 4586 N
axle5	THA = 4586 N

calc. residual (hot) braking force in N
(item 4.3.1.4 of appendix 2 to annex 11)

axle 1	(rdyn 421 mm)	T = 40393 N
axle 2	(rdyn 421 mm)	T = 40393 N
axle 3	(rdyn 421 mm)	T = 27098 N
axle 4	(rdyn 421 mm)	T = 27098 N
axle 5	(rdyn 421 mm)	T = 27098 N

basic test type III
of subject (calculated)
trailer (E) residual

braking rate of the vehicle (hot)braking
(item 4.3.2 to appendix 2 to annex 11) 0.60 0.47

required braking rate
(items 1.5.3 and 1.7.2 to annex 11) $\geq 0,4$ and $\geq 0,6*E$ (0.36)

axle 1	(rdyn 421 mm)	T = 40393 N
axle 2	(rdyn 421 mm)	T = 40393 N
axle 3	(rdyn 421 mm)	T = 27098 N
axle 4	(rdyn 421 mm)	T = 27098 N
axle 5	(rdyn 421 mm)	T = 27098 N

basic test type III
of subject (calculated)
trailer (E) residual

braking rate of the vehicle (hot)braking
(item 4.3.2 to appendix 2 to annex 11) 0.60 0.47

required braking rate
(items 1.5.3 and 1.7.2 to annex 11) $\geq 0,4$ and $\geq 0,6*E$ (0.36)

Spring parking brake

	axle 3	axle 4
no of TRISTOP-actuators per axle	2	2
TRISTOP-actuator type	T.14/16	T.14/16
lever length	69	69
stat. tyre radius	401	401
at a stroke of	s	30
min. force of spring brake	TFZ in N	6160
sp.brake chamber no Meritor.....	4	4
release pressure	pls in bar	4.8
	4.8	4.8

calculation:

ratio until road
 $iFB = lBh * \eta_{aC} * rBt / (rBn * rstat)$ 3.9674 3.9674
 brake force of spring br. Tf 401 401
 $Tf = (TFZ * KDZ - 2 * Co / lBh) * iFB$ 48188 48188
 braking rate zf laden 0.290
 $zf = \text{sum}(Tf) / P + 0,01$

Test of the frictional connection required by the parking brake

minimum wheelbase/minimum supporting width min Ef necessary
 to fulfill the regulations

$$\text{min Ef} = E * (1 - PR/P + zferf * h/E) / (1 - zferf / (fzul * nf/ng))$$

min Ef = 5704 mm for E = 7450 mm
 =====
 min Ef = 5773 mm for E = 7550 mm
 =====

min Ef = minimum distance between front axle(s) (trailer) or support (semitrailer)
 and the rear axle(s) (resultant of the bogie)
 E = wheel base
 fzul = 0.80 maximum permissible frictional connection required
 zferf = 0.18 maximum required braking ratio of the parking brake
 h = 2100 mm height of center of gravity - laden
 PR = 19050 kg maximum bogie mass - laden
 P = 35050 kg maximum total mass - laden
 nf = 2 no. of axle(s) with TRISTOP spring brake actuators
 ng = 3 no. of bogie axle(s)

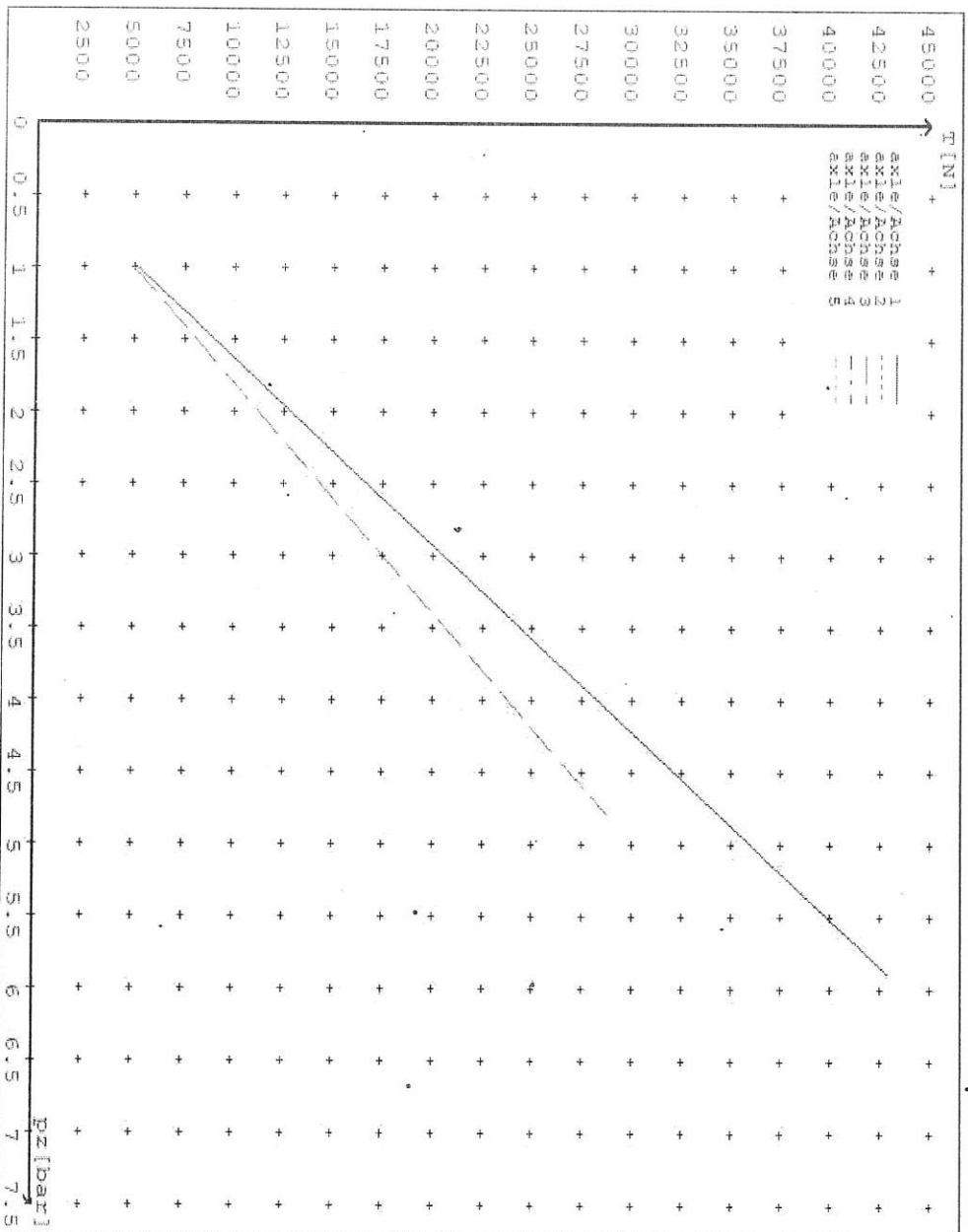
reference values

reference values for z = 50% for max rdyn: 421 mm

	pz [bar]	T [N]	T [N]
axle 1	1.0 5.9	5045 42876	
axle 2	1.0 5.9	5045 42876	
axle 3	1.0 4.8		4848 28709
axle 4	1.0 4.8		4848 28709
axle 5	1.0 4.8		4848 28709

VIN - no.:

Brake cylinder type (service / parking) Bremszylinder Typ (Betrieb / Fest)	Axle(s) / Achse(m)				
	20. /	20. /	T.14/24	T.14/24	14. /
Maximum stroke smax = ...mm maximaler Hub smax = ...mm	65	65	64	64	64
Lever length = ...mm Hebellänge = ...mm	69.08	69.08	69.08	69.08	69.08





NOTICE TO VEHICLE OPERATOR

THIS VEHICLE HAS A BRAKE SYSTEM WHICH HAS BEEN DESIGNED AND FITTED IN ACCORDANCE WITH THE LAND TRANSPORT HEAVY VEHICLE BRAKE RULE 32015/5.

IF THIS VEHICLE IS OPERATED IN CONJUNCTION WITH NON-CERTIFIED VEHICLES, THERE MAY BE OPERATIONAL FACTORS WHICH NEED TO BE TAKEN INTO CONSIDERATION.

PLEASE REFER TO THE CERTIFIER FOR FURTHER INFORMATION.

EXCERPT FROM LAND TRANSPORT RULE; HEAVY-VEHICLE BRAKES RULE 32015/5. SECTION 10,

10.1 RESPONSIBILITIES OF OPERATORS

A person who operates a vehicle must ensure that the vehicle complies with this rule.

10.2 RESPONSIBILITIES OF REPAIRERS

A person who repairs or adjusts a brake must ensure that the repair or adjustment:

- a) does not prevent the vehicle from complying with this rule;
- b) complies with Land Transport Rule: Vehicle Repair 1998.

10.3 RESPONSIBILITIES OF MODIFIERS

A person who modifies a vehicle so as to affect the braking performance of the vehicle must:

- a) ensure that the modification does not prevent the vehicle from complying with this Rule; and
- b) notify the operator that the vehicle must be inspected and, if necessary, certified by person or organisation appointed to carry out specialist inspection and certification of heavy vehicle brakes.

IF YOU ARE UNSURE ABOUT YOUR RESPONSIBILITIES, PLEASE CONTACT THE VEHICLE MANUFACTURER, OR MYSELF.

COMPLAINTS. Complaints and Warranty issues which relate to Brake Certification will be acknowledged within 7 working days and a resolution proposed within 25 working days. Resolution of complaints and Warranty issues is subject to Transpecs Warranty policy. Customers have the right to appeal to the New Zealand Transport Authority if dissatisfied with a Compliance issue. (Refer NZTA Deed Of Appointment Para 47.4) NZTA Helpline 0800 699 000



NOTICE TO VEHICLE OPERATOR

This trailer is equipped with an Electronic Brake System.

To comply with the New Zealand Heavy Vehicle Brake Rule 32015/5, it must be used only in conjunction with a truck/tractor equipped with a 5 or 7 pin ABS/EBS power supply socket.

Failure to connect to such supply invalidates Brake Rule compliance.

The trailer ABS/EBS warning light on the towing vehicle dashboard must illuminate when the ignition is switched on and extinguish when the vehicle is in motion.

If the light does not illuminate when ignition is switched on, the system must be checked. If the light remains illuminated when the vehicle is in motion, Brake Rule compliance is compromised. Repairs must be made as soon as possible.

If you are unsure of your responsibilities and/or obligations, please contact either the vehicle manufacturer or myself.

A handwritten signature in black ink, appearing to read 'J E Hirst', located below the printed name.

J E Hirst
(JEH HVEK)
(09 980 7300)



NOTICE TO VEHICLE OPERATOR

WABCO Park Release Emergency Valve **(PREV)**

This trailer is equipped with a WABCO PREV
Part # 971 002 900 0

Application of the park brake via the cab control valve will actuate and apply all service brakes on the trailer. In the event of a leak in the service brake system the Spring Brakes will automatically override and hold the vehicle in compliance to Land Transport Rule: Heavy-vehicle Brakes Rule 32015/5.

When the vehicle is presented for COF the trailer park brake system is tested by pulling the red actuation knob on the PREV, situated mid way down the chassis rail. The cab control in the prime mover does not have to be applied for this test procedure.

If you are unsure of any aspect relating to this instruction please contact either the vehicle manufacturer or myself.

J E Hirst
(JEH HVEK)
(09 980 7300)



**NEW ZEALAND HEAVY VEHICLE BRAKE RULE 32015
WORKSHEET, PROCEDURE DOCUMENTATION SHEET
& CONFIRMATION OF COMPLIANCE**

CLIENT

MANUFACTURER: DOMETT TRAILERS
ADDRESS: TAURIKURA DRIVE, TAURANGA 3110
FLEET: T R GROUP

VEHICLE DETAILS

VEHICLE TYPE: SAFT CURTAINSIDE **CERT #:** JH221117
YEAR: 2022 **CALCULATION #:** TP52526
MAKE: DOMETT **REGO #:** N/A
MODEL: E2001 PH **LT400 #:** 849398
CHASSIS #: 2227 **ORDER #:** 9102
VIN #: 7A9E20010N2023227

GVM: t 32 **PRIME MOVER:** UNKNOWN

LOAD CONFIGURATION: MIXED FREIGHT

GROUP RATINGS: t

	FRONT	REAR
WHEEL BASE: m	16	19
UNLADEN COG m	1.016	4.3
MAX HEIGHT m	1.016	4.3
HEIGHT DECK m	1.016	1.09

COG: m 2.073

	FRONT	REAR	TOTAL
TARE: t	3.1	4	7.1
TYRE SIZE:	265 70 R19.5	265 70 R19.5	
ROLLING CIRCUMFERENCE: mm	2645	2645	
AXLE SPACING: m	1.31	2.6	

BRAKE & AXLE DETAILS

	MAKE	MODEL	TEST REPORT
AXLE:	SAF	SAF-ZI9W	TDB0749
POLE WHEEL FRONT:	90	POLE WHEEL REAR:	90
LINING MATERIAL:	JURID 539	BRAKE FACTOR:	23.03
SENSED AXLE(S):	# 2 + 4	NOTES:	
SERIAL NUMBERS:	1	N/A	SAF NG-IU25
	2	N/A	SAF NG-IU25
	3	N/A	SAF NG-IU25
	4	N/A	SAF NG-IU25
	5	N/A	SAF NG-IU25

CHAMBER AND VALVING DETAILS

	AXLE 1 & 2	AXLE 3 & 4	AXLE 5
CHAMBERS:	TSE_CHAMBERS	TSE_CHAMBERS	TSE_CHAMBERS
BRAND:	20HSCLD	1416HTLD	14HSCLD
SIZE:	65	64	64
STROKE: mm	BC 0041.0 Jul '07	BC0143.0	BZ 122.1 Sep '00
TEST REPORT #:	N/A	6.16	N/A
SPRINGBRAKE FORCE: kN	N/A	4.8	N/A
HOLDOFF PRESSURE: Bar	WABCO PAN19	WABCO PAN19	WABCO PAN19
FOUNDATION BRAKE:	69	69	69
LEVER LENGTH: mm	MAKE:	PART NUMBER:	PMI PRESS. kPa
BRAKE VALVES:	WABCO	480 102 08.0 (MV)	70 kPa
ECU PART #:	WABCO	480 207 202 0 (12V)	70 kPa
3RD MODULATOR #:	YES		
ANTI-COMPOUNDING:	WABCO_PREV	971 002 900 0	
SPRING BRAKE RELAY:	WABCO-PREV	971 002 900 0	
YARD RELEASE VALVE:	N/A	N/A	
INLINE RELAY FITTED:			
ECU DIRECTION:	<input checked="" type="checkbox"/> FRONT	<input type="checkbox"/> REAR	FRONT FRICTION: μ 0.48
SUBSYSTEMS:	<input type="checkbox"/> SMARTBOARD	<input type="checkbox"/> OPT-LINK	<input type="checkbox"/> CAN ROUTER 446 122 050 0
	<input type="checkbox"/> ELEX 446 122 070 0	<input type="checkbox"/> TAILGUARD	

SUSPENSION

	FRONT	REAR
SUSPENSION TYPE:	PNEUMATIC	PNEUMATIC
MAKE:	SAF_AIRSPRING	SAF_AIRSPRING
MODEL:	SAF_INTRA	SAF_INTRA
BELLOW SIZE:	2619, 300mm	2619, 300mm
HEIGHT CONTROL VALVE:	HALDEX 90554950	HALDEX 90554950
OTHER VALVES:	N/A	N/A
RIDE HEIGHT mm :	260	260
HANGER HEIGHT mm :	200	200
PEDESTAL HEIGHT mm :	5	5
LIFTAXLE:		N/A
TIPPING DUMP SWITCH:		N/A
LIFTAXLE VALVE:		N/A
PRESSURE LIMITING:		N/A

AIR TANKS

AIR TANKS STANDARD:	SAE J10A / EN286-2	
BRAKE TANK SIZE: L	FRONT	REAR
	46	46 + 25
AUXILLARY TANK SIZE: L	N/A	46
PRESSURE PROTECTION:	WABCO PENI: 461 513 002 0	

AIR LINES

TEST POINTS:		
CONTROL LINE:	X 1	TANK: X 1
REAR CHAMBER:	X 2	FRONT CHAMBER: X 1
DUOMATIC COLOUR CODED:	YES	

ELECTRONIC HEIGHT SENSOR CALIBRATION

	TIMER TICKS [F/R]	MILLIMETRE [F / R]
UPPER LEVEL:	N/A	N/A
NORMAL LEVEL:	N/A	N/A
LOWER LEVEL:	N/A	N/A

CHECKS AT COMMISSION OF VEHICLE

CHAMBER BUNGS REMOVED: VALVE MOUNTING:

ECU BLANKING PLUGS CHECKED:

RESPONSE TIME: MODULATOR 2.1 MODULATOR 2.2 RELAY VALVE
ms:

NOTES AND SPECIAL CONDITIONS

FILES RECEIVED: 04.08.2022

FILES CREATED & SENT TO CIC: 22.11.2022


FILES RETURNED AS COMPLETE:

REASON FOR CERTIFICATION: NEW TRAILER BUILD

I UNDERSTAND AND DECLARE THAT I AM THE CERTIFIER IDENTIFIED BELOW AND HOLD A CURRENT VALID APPOINTMENT. I CERTIFY THAT AT THE TIME OF INSPECTION THE ABOVE MENTIONED VEHICLE COMPONENT DESIGN AND THIS CERTIFICATION COMPLIES IN ALL RESPECTS WITH THE LAND TRANSPORT RULE VEHICLE STANDARDS COMPLIANCE 2002 AND MY DEED OF APPOINTMENT. TO THE BEST OF MY KNOWLEDGE THE INFORMATION CONTAINED IN THIS CERTIFICATE IS TRUE AND CORRECT.

NEW ZEALAND HEAVY VEHICLE BRAKE RULE 32015, SCHEDULE 5.

DATE: 23/11/2022

SIGNED: 

CERTIFIER NAME & ID: CHRIS CLARKE CIC

SODC BY: JOHN HIRST JEH

PHONE (BUS): 09-980-7300

FAX:

POSTAL ADDRESS: P.O. Box 98-971, Manukau 2241
New Zealand