

Heavy vehicle specialist inspector's or manufacturing inspecting organisation's name (PRINT IN CAPS) CHRIS CLARKE	ID CJC
---	------------------

Plate number (optional)	VIN/chassis number 7 A 9 E 2 5 0 1 4 P 2 0 2 3 2 8 5
-------------------------	--

Make DOMETT	Component being certified: <input type="checkbox"/> Chassis <input type="checkbox"/> Load anchorage
Model (optional) E2501 H	<input type="checkbox"/> Log bolsters <input type="checkbox"/> Towing connection <input checked="" type="checkbox"/> Brakes
Certification category HVEK	<input type="checkbox"/> SRT <input type="checkbox"/> PSV stability <input type="checkbox"/> PSV rollover
	<input type="checkbox"/> Swept path <input type="checkbox"/> PBS

Description of work

CERTIFY TO SCHEDULE 5 OF LTR 32015: NZ HEAVY VEHICLE BRAKE SPECIFICATION.

CARRY OUT BRAKE CALCULATIONS, INSPECTION AND ECU END OF LINE PROTOCOL.

5AFT LIVESTOCK **RSS ON TYRE: 235 75 R17.5**

FOR SYSTEM ARCHITECTURE, PLEASE REFER TO PDS WORKSHEET & SCHEMATIC.

REASON FOR CERTIFICATION: NEW TRAILER BUILD

Code/standard/rule certified to LTR 32015/5	Component load rating(s) 32 Tonnes GVM
General drawing number(s) N/A	16 Tonne (Front brake mass)
	19 Tonne (Rear brake mass)

Supporting documents	
BRAKE RULE CERTIFICATE	JH230501
BRAKE CALCULATION #	TP52655

Special conditions (optional)

WARNING LAMP MUST ILLUMINATE WHEN IGNITION IS SWITCHED ON & THEN

EXTINGUISH IMMEDIATELY OR WHEN VEHICLE SPEED EXCEEDS 7 KM/H

Certification expiry date (if applicable) N/A [UNLESS MODIFIED]	or	Hubodometer reading (whichever comes first)
---	----	---

Declaration

I the undersigned, declare that I am the heavy vehicle specialist inspector identified and I hold a current valid appointment. I certify that the above mentioned vehicle component's design, manufacture and installation, and this certification complies in all respects with the Land Transport Rule: Vehicle Standards Compliance 2002 and my appointment. To the best of my knowledge the information contained in the certificate is true and correct.

Designer's ID (if different from inspector below)
JOHN HIRST **J E H**

Inspector's signature


Inspector's name (PRINT IN CAPS) ID number
CHRIS CLARKE **CJC**

Date Number
01.05.2023 **872790**

CoF vehicle inspector ID (if applicable)	CoF vehicle inspector signature (if applicable)	Date
--	---	------

All fields are mandatory unless otherwise stated.

WABCO START-UP LOG


System	Trailer EBS-E	WABCO part number	480 102 080 0
Production date	2023-04-17	Serial number	897045119600G
Serial number (modulator)	000000580534		
Fingerprint Customer EOL / Customer Development / Flash Program	W503643 / 2023-06-01 ; 00000000 / 0000-00-00 ; 00000000 / 0000-00-00		

WABCO		TRAILER EBS-E		GGVS/ADR TUEH TB 2007 - 019.00 121642-1	
HERSTELLER MANUFACTURER CONSTRUCTEUR		DOMETT TRAILERS		GIO	
TYP TYPE TYPE		5AFT STOCK		Pin1	
VEHICLE IDENT. NUMBER CHASSIS NUMBER NUMERO DE CHASSIS		7A9E25014P2023285		Pin3	
BREMSBERECHNUNGS-NR. BRAKE CALCULATION NO. CALCUL DE FREINAGE NO.		TP52655A		Pin4	
POLRADZAHNEZAHL c-d e-f POLE WHEEL TEETH c-d e-f DENTS ROUE DENTEE c-d e-f		80	80	ABS-System ABS-System Système ABS	4S/3M
Einfachbereifung Single tire Monte simple		Lenkachse Steering axle Essieu vireur		1	
Zwillingsbereifung Twin tires / Super single Monte jumellee		Kippkritisches Fahrzeug Critical Trailer Vehicule critique		2	
Subsystems		SB	I/O	24N	
ACHSE AXLE ESSIEU		pm (bar)		TYP TYPE	
1		2450	1.2	3.4	8000
2		2450	1.2	3.4	8000
3		1800	0.8	2.5	6300
4		1800	0.8	2.5	6300
5		1800	0.8	2.5	6300

TEBS-E

Diagnostic memory	OK	Warning lamp control	OK
Parameter setting	carried out	Stop light supply	OK
EBS pressure test	OK	Lifting axle test	Not tested
Redundancy test	OK	ECAS height sensor calibration	Not tested
ABS sensor assignment	OK	Height sensor axle load	Not tested
RTR test	Not tested	Leak test	Not tested
Immobilizer test	Not tested	Signal outputs	Not tested
Signal inputs	Not tested	Tag axle test	Not tested

Electronic Extension Module

Diagnostic memory	Not tested	Signal outputs	Not tested
TailGUARDlight	Not tested	TailGUARD	Not tested
Manufacturer	DOMETT TRAILERS	Vehicle ident. no.	7A9E25014P2023285
Vehicle type	5AFT STOCK	Odometer reading	0.0 km
Next service	0 km	Trip reading	0.0 km
Tester	Chris Clarke	Signature 	
Date	2023-06-01 2:04:57 pm		

trailer (full, semi-, centre-axle) with air brake system acc. to 71/320/EEC, last amended by 98/12/EC and 2006/96/EC

distribution: DOMETT TRAILERS
 7A9E25014P2023285
 SODC: JH230501
 LT400: CJC 872790

please note!

This brake calculation is made under consideration of
 -the legal precriptions mentioned above in the version valid at the time of making the program (V6.18.07.12).
 -the functional characteristics of our products as well as the data of the brake out of the test approvals of the axle manufacturers, and
 -the other vehicle data included in the brake calculation.
 Please check whether these data correspond to the actual vehicle data.
 Our conditions of delivery apply (particularly section 9.0).
 In any case we commend to do a braking harmonisation!
 WABCOBrake V6.18.07.12 db 31.08.2018

vehicle manufacturer: DOMETT TRAILERS
 trailer model : 5AFT STOCK
 trailer type : 5-axle-full-trailer
 remarks : air / hydraulic / VA suspension
 EC w.o.annexVII
 WABCO TRAILER - EBS E
 TRISTOP 3+4: T.14/24 [TSE1416HTLD64 ACTUALLY FITTED -
 SEE PAGE 6 FOR PERFORMANCE DATA]
 215/75 R 17,5

axle 1 + 2 + 3 + 4 + 5 : IMT, WABCO PAN-17, LINK: 121642-1,

			<u>unladen</u>	<u>laden</u>
total mass	P in kg		10300	34900
axle 1	P1 in kg		2450	8000
axle 2	P2 in kg		2450	8000
axle 3	P3 in kg		1800	6300
axle 4	P4 in kg		1800	6300
axle 5	P5 in kg		1800	6300
wheel base	E in mm	7355 -	7455	
centre of gravity height	h in mm		1465	2250

		<u>axle 1</u>	<u>axle 2</u>	<u>axle 3</u>	<u>axle 4</u>	<u>axle 5</u>
no. of combined axles		1	1	1	1	1
no. of brake chambers per axle line	KDZ	2	2	2	2	2
The power output corresponds to		BZ 122.1	BZ 122.1	BZ 119.6	BZ 119.6	BZ 122.1
brake chamber manufacturer		Meritor	Meritor	Meritor	Meritor	Meritor
chamber size		20.	20.	T.14/24	T.14/24	14.
lever length	lBh in mm	69	69	69	69	69
brake factor	[-]	17.73	17.73	17.73	17.73	17.73
dyn. rolling radius	rdyn min in mm	373	373	373	373	373
dyn. rolling radius	rdyn max in mm	387	387	387	387	387
threshold torque	Co Nm	4.2	4.2	4.2	4.2	4.2

calculation:

chamber pressure(rdyn min)pH at z=22,5%bar	2.5	2.5	2.3	2.3	2.3
chamber pressure(rdyn max)pH at z=22,5%bar	2.6	2.6	2.4	2.4	2.4
chamber press.(servo)pcha at pm6,5bar bar	6.7	6.7	5.1	5.1	5.1
piston force ThA at pm6,5bar N	7810	7810	4886	4886	4886
brake force(rdyn min)T lad. at pm6,5bar N	51916	51916	32456	32456	32456
brake force(rdyn max)T lad. at pm6,5bar N	50066	50066	31304	31304	31304
Brake force incl. 1 % rolling resistance					
proportion %	22.3	22.3	18.5	18.5	18.5

braking rate z laden 0.588 for rdyn min
 z = sum (TR)/PRmax 0.567 for rdyn max

Trailer may only be operated in combination with trucks/tractors with ISO 7638 supply (5 or 7 polar).

brake diagram :

maximum pressure: 8.5 bar

axle 1:

valve 1: 480 207 0.. 0 WABCO or 480 207 2.. 0
 EBS relay valve

brake cylinder: Meritor 20HSCLD65

axle 2:

valve 1: 480 207 0.. 0 WABCO or 480 207 2.. 0
 EBS relay valve

brake cylinder: Meritor 20HSCLD65

axle 3:

valve 1: 480 102 0.. 0 WABCO
 EBS trailer modulator

brake cylinder: Meritor 1424HTLD64

axle 4:

valve 1: 480 102 0.. 0 WABCO
EBS trailer modulator

brake cylinder: Meritor 1424HTLD64

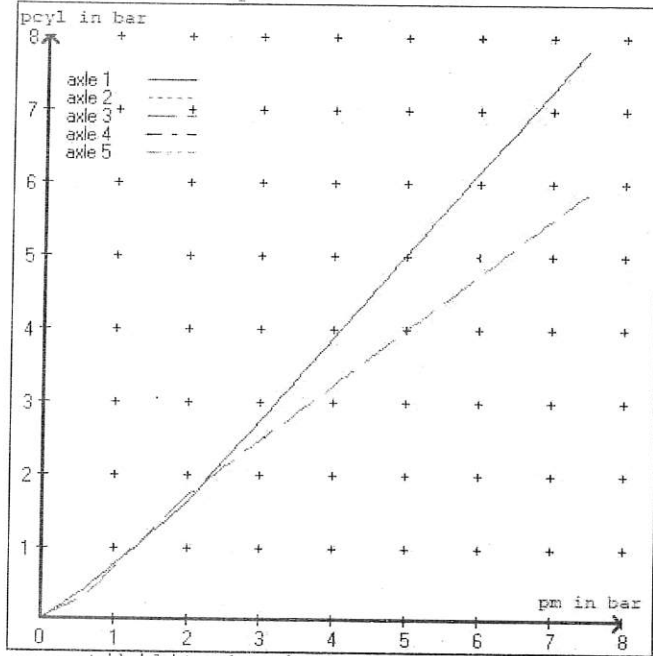
axle 5:

valve 1: 480 102 0.. 0 WABCO
EBS trailer modulator

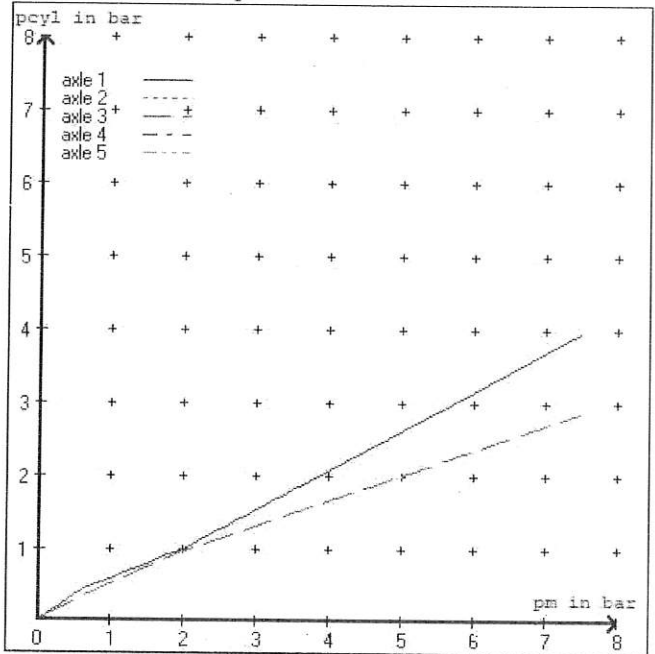
brake cylinder: Meritor 14HSCLD64

test type III (zIII = 0.30)	for rdyn min :	axle1	axle2	axle3	axle4	axle5	
at pm 3.6 bar =>	pcha in bar :	3.4	3.4	2.9	2.9	2.9	2.9
test type III (zIII = 0.06)	for rdyn min :	axle1	axle2	axle3	axle4	axle5	
at pm 1.1 bar =>	pcha in bar :	0.8	0.8	0.8	0.8	0.8	0.8

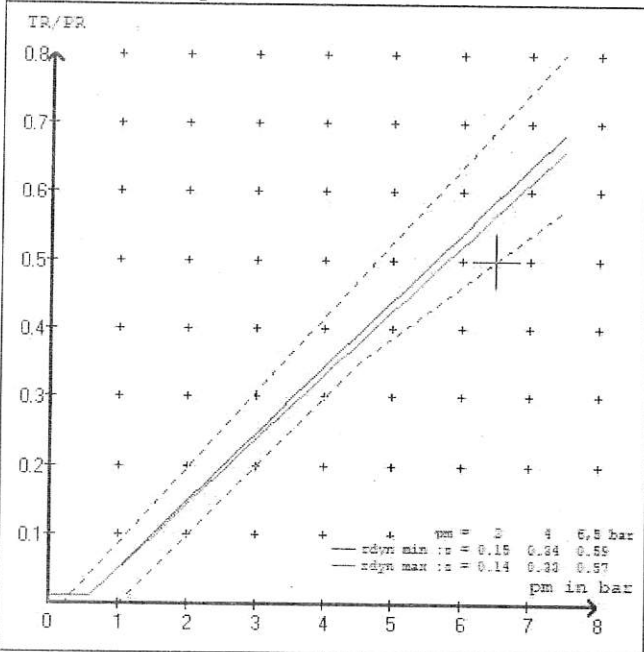
brake chamber pressure laden



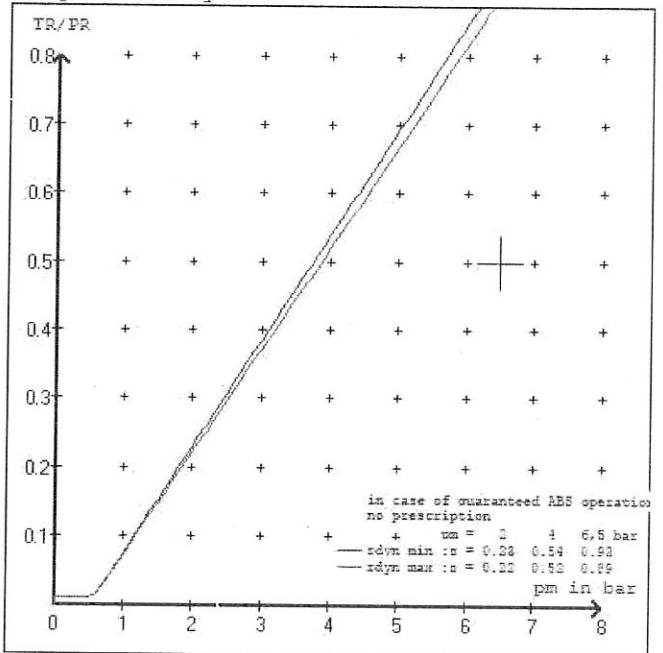
brake chamber pressure unladen



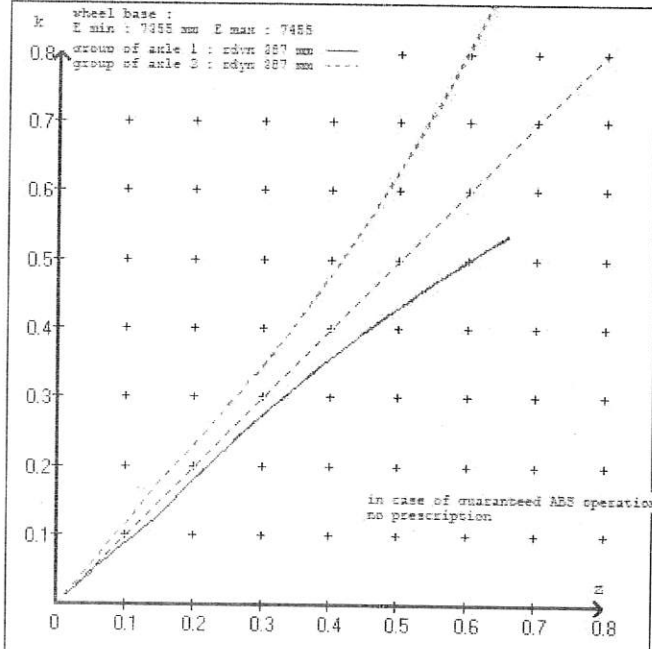
compatibility band laden



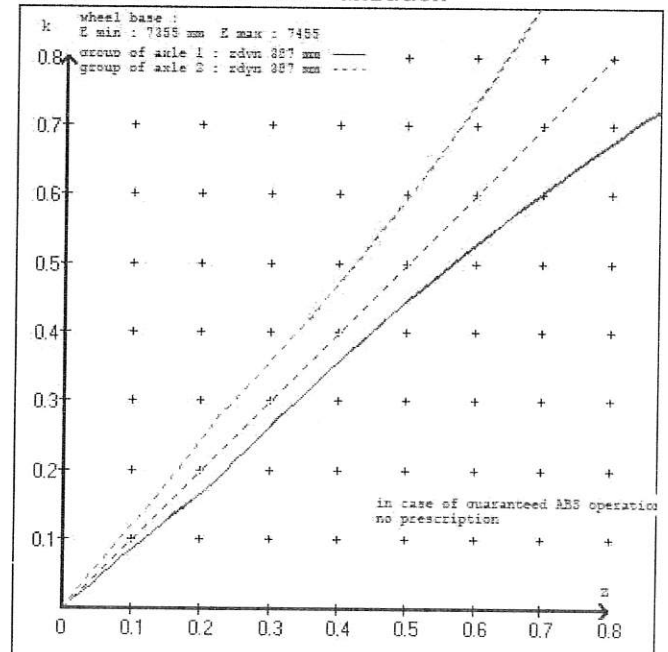
compatibility band unladen



curves of friction laden



curves of friction unladen



vehicle manufacturer: DOMETT TRAILERS
 trailer model : 5AFT STOCK
 trailer type : 5-axle-full-trailer

brake chamber and lever length :

axle 1 : 2 x type/diameter 20. (Meritor) lever length 69 mm
 axle 2 : 2 x type/diameter 20. (Meritor) lever length 69 mm
 axle 3 : 2 x type/diameter T.14/24 (Meritor) lever length 69 mm
 axle 4 : 2 x type/diameter T.14/24 (Meritor) lever length 69 mm
 axle 5 : 2 x type/diameter 14. (Meritor) lever length 69 mm

brake diagram :

valve :

480 207 0.. 0 WABCO EBS relay valve or 480 207 2.. 0
 480 102 0.. 0 WABCO EBS trailer modulator

EBS input data

=====
 vehicle manufacturer: DOMETT TRAILERS
 trailer model : 5AFT STOCK
 trailer type : 5-axle-full-trailer
 brake calculation no. : TP 52655A

tire circumference main axle : 2425 for rdyn max
 tire circumference auxiliary axle : 2425 for rdyn max

assignment pm / deceleration z: pm 0.6 bar z = 0.010
 (laden condition) 2.0 bar z = 0.145
 6.5 bar z = 0.580

control pressure pm		6,5	control pressure pm		0.6	2.0	6.5	
axle	axle load unladen	bellow pr. unladen	brake pr. unladen	axle load laden	bellow pr. laden	brake pr. laden		
1	2450	to be	3.4	8000	to be	0.4	1.6	6.7
2	2450	entered by	3.4	8000	entered by	0.4	1.6	6.7
3	1800	the vehicle	2.5	6300	the vehicle	0.3	1.7	5.1
4	1800	manufact.	2.5	6300	manufact.	0.3	1.7	5.1
5	1800		2.5	6300		0.3	1.7	5.1

The unladen values indicated in the above table are values for the basic parameter set. Higher unladen axle loads and liftaxles are automatically recognized and do not require separate adjustment. The above unladen axle loads must not be fallen below.

=====
 =====

axle 1	axle 2	axle 3	axle 4	axle 5
axle load pcyl	axle load pcyl	axle load pcyl	axle load pcyl	axle load pcyl
2450 3.4	2450 3.4	1800 2.5	1800 2.5	1800 2.5
2950 3.7	2950 3.7	2300 2.8	2300 2.8	2300 2.8
3450 4.0	3450 4.0	2800 3.1	2800 3.1	2800 3.1
3950 4.3	3950 4.3	3300 3.4	3300 3.4	3300 3.4
4450 4.6	4450 4.6	3800 3.7	3800 3.7	3800 3.7
4950 4.9	4950 4.9	4300 3.9	4300 3.9	4300 3.9
5450 5.2	5450 5.2	4800 4.2	4800 4.2	4800 4.2
5950 5.5	5950 5.5	5300 4.5	5300 4.5	5300 4.5
8000 6.7	8000 6.7	6300 5.1	6300 5.1	6300 5.1

spring parking brake

		<u>axle 3</u>	<u>axle 4</u>
no of TRISTOP-actuators per axle line KDZ		2	2
TRISTOP-actuator type		T.14/16	T.14/16
lever length	lBh in mm	69	69
stat. tyre radius	rstat max in mm	376	376
at a stroke of	s in mm	30	30
min. force of spring brake	TFZ in N	6160	6160
sp.brake chamber no Meritor.....		4	4
release pressure	pLs in bar	4.8	4.8

calculation:

ratio until road		3.2725	3.2725
$iFb = lBh * \eta * C * rBt / (rBn * rstat)$	for rstat in mm	376	376
brake force of spring br. Tf in N		39921	39921
$Tf = (TFZ * KDZ - 2 * Co / lBh) * iFb$			
braking rate	zf laden	0.243	
$zf = \sum (Tf) / P + 0,01$			

Test of the frictional connection required by the parking brake

minimum wheelbase/minimum supporting width min Ef necessary to fulfil the regulations

$$\min Ef = E * (1 - PR/P + zferf * h/E) / (1 - zferf / (fzul * nf/ng))$$

$$\min Ef = 5701 \text{ mm for } E = 7355 \text{ mm}$$

$$\min Ef = 5770 \text{ mm for } E = 7455 \text{ mm}$$

min Ef = minimum distance between front axle(s) (trailer) or support (semitraile) and the rear axle(s) (resultant of the bogie)

E = wheel base

fzul = 0.80 maximum permissible frictional connection required

zferf = 0.18 maximum required braking ratio of the parking brake

h = 2250 mm height of center of gravity - laden

PR = 18900 kg maximum bogie mass - laden

P = 34900 kg maximum total mass - laden

nf = 2 no. of axle(s) with TRISTOP spring brake actuators

ng = 3 no. of bogie axle(s)

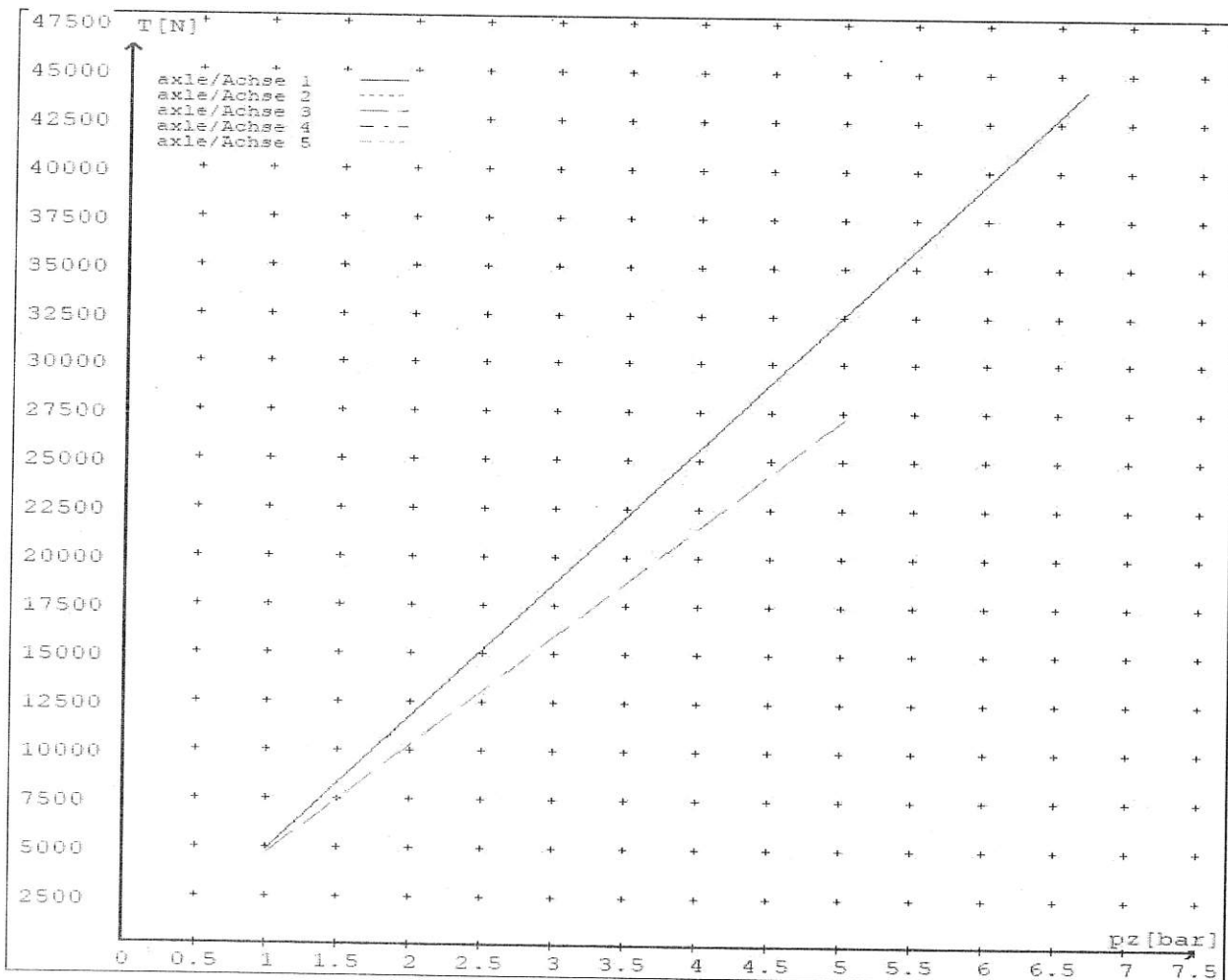
reference values

reference values for z = 50% for max rdyn: 387 mm

	pz [bar]	T [N]	T [N]
axle 1	1.0	4771	
	6.7	44150	
axle 2	1.0	4771	
	6.7	44150	
axle 3	1.0		4568
	5.1		27605
axle 4	1.0		4568
	5.1		27605
axle 5	1.0		4568
	5.1		27605

VIN - no.:

	Axle(s) / Achse(n)				
brake cylinder type (service / parking) Bremszylinder Typ (Betrieb / Fest)	20./	20./	T.14/24	T.14/24	14./
Maximum stroke smax = ...mm maximaler Hub smax =mm	65	65	64	64	64
Lever length =mm Hebellänge =mm	69.4	69.4	69.4	69.4	69.4



reference values for $z = 0.5$

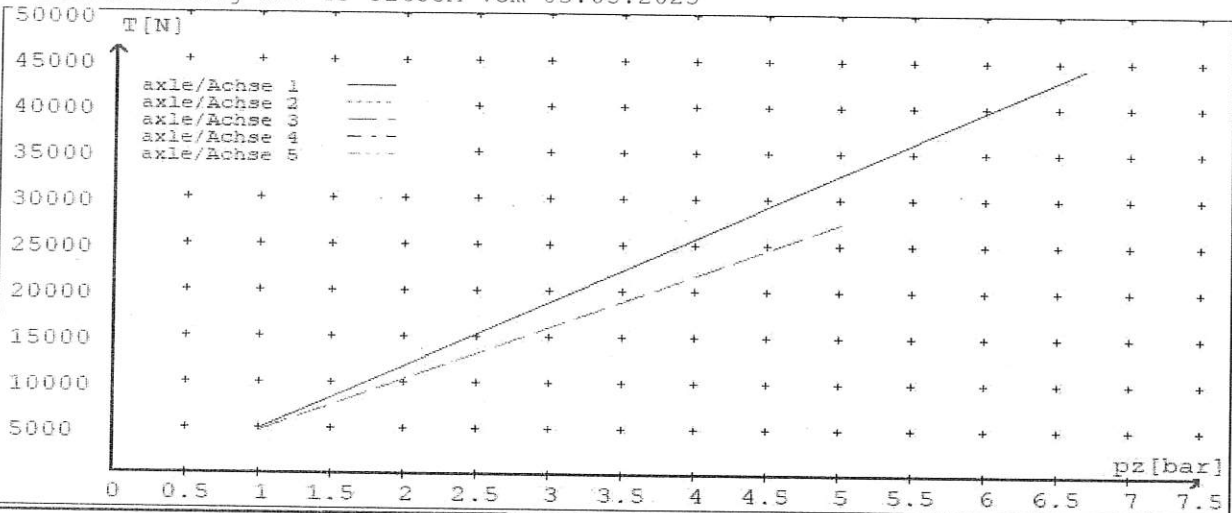
Angabe der Referenzwerte für $z = 0.5$

for max rdyn: 387 mm


für max rdyn: 387 mm

brake calculation no: TP 52655A date 03.05.2023

Bremsberechnung Nr: TP 52655A vom 03.05.2023



	Axle(s) / Achse(n)				
brake cylinder type (service / parking) Bremszylinder Typ (Betrieb / Fest)	20./	20./	T.14/24	T.14/24	14./
Maximum stroke smax = ...mm maximaler Hub smax = ...mm	65	65	64	64	64
Lever length = ...mm Hebellänge = ...mm	69.4	69.4	69.4	69.4	69.4



NOTICE TO VEHICLE OPERATOR

THIS VEHICLE HAS A BRAKE SYSTEM WHICH HAS BEEN DESIGNED AND FITTED IN ACCORDANCE WITH THE LAND TRANSPORT HEAVY VEHICLE BRAKE RULE 32015.

IF THIS VEHICLE IS OPERATED IN CONJUNCTION WITH NON-CERTIFIED VEHICLES, THERE MAY BE OPERATIONAL FACTORS WHICH NEED TO BE TAKEN INTO CONSIDERATION.

PLEASE REFER TO THE CERTIFIER FOR FURTHER INFORMATION.

EXCERPT FROM LAND TRANSPORT RULE; HEAVY-VEHICLE BRAKES RULE 32015.

10.1 RESPONSIBILITIES OF OPERATORS

A person who operates a vehicle must ensure that the vehicle complies with this rule.

10.2 RESPONSIBILITIES OF REPAIRERS

A person who repairs or adjusts a brake must ensure that the repair or adjustment:

- a) does not prevent the vehicle from complying with this rule;
- b) complies with Land Transport Rule: Vehicle Repair 1998.

10.3 RESPONSIBILITIES OF MODIFIERS


A person who modifies a vehicle so as to affect the braking performance of the vehicle must:

- a) ensure that the modification does not prevent the vehicle from complying with this Rule; and
- b) notify the operator that the vehicle must be inspected and, if necessary, certified by person or organisation appointed to carry out specialist inspection and certification of heavy vehicle brakes.

IF YOU ARE UNSURE ABOUT YOUR RESPONSIBILITIES, PLEASE CONTACT THE VEHICLE MANUFACTURER, OR MYSELF.

COMPLAINTS. Complaints and Warranty issues which relate to Brake Certification will be acknowledged within 7 working days and a resolution proposed within 25 working days. Resolution of complaints and Warranty issues is subject to Transpecs Warranty policy. Customers have the right to appeal to the New Zealand Transport Agency if dissatisfied with a Compliance issue. (Refer NZTA Notice Of Appointment Para 47.4) NZTA Helpdesk 0800 108 809

(J.Hirst (JEH) HVEK)



NOTICE TO VEHICLE OPERATOR

This trailer is equipped with an Electronic Brake System.

To comply with the New Zealand Heavy Vehicle Brake Rule 32015, it must be used only in conjunction with a truck/tractor equipped with a 5 or 7 pin ABS/EBS power supply socket.

Failure to connect to such supply invalidates Brake Rule compliance.

The trailer ABS/EBS warning light on the towing vehicle dashboard must illuminate when the ignition is switched on and extinguish when the vehicle is in motion.

If the light does not illuminate when ignition is switched on, the system must be checked. If the light remains illuminated when the vehicle is in motion, Brake Rule compliance is compromised. Repairs must be made as soon as possible.

If you are unsure of your responsibilities and/or obligations, please contact either the vehicle manufacturer or myself.

J E Hirst
(JEH HVEK)
(09 980 7300)



**NEW ZEALAND HEAVY VEHICLE BRAKE RULE 32015
WORKSHEET, PROCEDURE DOCUMENTATION SHEET
& CONFIRMATION OF COMPLIANCE**

CLIENT

MANUFACTURER:	DOMETT TRAILERS
ADDRESS:	TAURIKURA DRIVE, TAURANGA 3110
FLEET:	AHAURA TRANSPORT

VEHICLE DETAILS

VEHICLE TYPE:	5AFT LIVESTOCK	CERT #:	JH230501
YEAR:	2023	CALCULATION #:	TP52655
MAKE:	DOMETT	REGO #:	N/A
MODEL:	E2501 H	LT400 #:	872790
CHASSIS #:	2285	ORDER #:	9278
VIN #:	7A9E25014P2023285		
GVM: <i>t</i>	32	PRIME MOVER:	NORTH AMERICAN
LOAD CONFIGURATION:	UNIFORM DENSITY		
GROUP RATINGS: <i>t</i>	FRONT	REAR	
	16	19	
WHEEL BASE: <i>m</i>	7.405		
	UNLADEN COG <i>m</i>	MAX HEIGHT <i>m</i>	HEIGHT DECK <i>m</i>
	1.465	4.3	0.96
COG: <i>m</i>	2.251		
	FRONT	REAR	TOTAL
TARE: <i>t</i>	4.9	5.5	10.4
	FRONT	REAR	
TYRE SIZE:	235 75 R17.5	235 75 R17.5	
ROLLING CIRCUMFERENCE: <i>mm</i>	2432	2432	
AXLE SPACING: <i>m</i>	1.31	2.51	

BRAKE & AXLE DETAILS

	MAKE	MODEL	TEST REPORT	
AXLE:	IMT	PAN 17 DISC	121642-1	
POLE WHEEL FRONT:	80	POLE WHEEL REAR:	80	
LINING MATERIAL:	JURID 539	BRAKE FACTOR:	17.73	
SENSED AXLES:	2 + 4	NOTES:		
SERIAL NUMBERS:	1			U24/2904E3
	2			U24/2904E3
	3			U24/2504E3
	4			U24/2504E3
	5	U24/2504E3		

CHAMBER AND VALVING DETAILS

CHAMBERS:	AXLE 1 & 2	AXLE 3 & 4	AXLE 5
BRAND:	TSE_CHAMBERS	TSE_CHAMBERS	TSE_CHAMBERS
SIZE:	20HSCLD	1416HTLD	14HSCLD
STROKE: mm	65	64	64
TEST REPORT #:	BC 0041.0 Jul '07	BC0143.0	BZ 122.1 Sep '00
SPRINGBRAKE FORCE: kN	N/A	6.16	N/A
HOLDOFF PRESSURE: Bar	N/A	4.8	N/A
FOUNDATION BRAKE:	WABCO PAN 17	WABCO PAN 17	WABCO PAN 17
LEVER LENGTH: mm	69	69	69
BRAKE VALVES:	MAKE:	PART NUMBER:	PM PRESS. kPa
ECU PART #:	WABCO	480 102 08. 0 (MV)	60 kPa
3RD MODULATOR #:	WABCO	480 207 202 0 (12V)	60 kPa
ANTI-COMPOUNDING:	YES		
SPRING BRAKE RELAY:	SEALCO_SBR	11.0701	
YARD RELEASE VALVE:	SEALCO_YR	17600B	
INLINE RELAY FITTED:	N/A	N/A	
ECU DIRECTION:	<input checked="" type="checkbox"/> FRONT <input type="checkbox"/> REAR	FRONT FRICTION: μ	0.47
SUBSYSTEMS:	<input type="checkbox"/> SMARTBOARD	<input type="checkbox"/> OPTI-LINK	<input type="checkbox"/> CAN ROUTER 446 122 050 0
	<input type="checkbox"/> ELEX 446 122 070 0	<input type="checkbox"/> TAILGUARD	

SUSPENSION

	FRONT	REAR
SUSPENSION TYPE:	ELECTRONIC	ELECTRONIC
MAKE:	SAF_AIRSPRING	SAF_AIRSPRING
MODEL:	SAF_MODULAR	SAF_MODULAR
BELLOW SIZE:	2618, 300mm	2618, 300mm
HEIGHT CONTROL VALVE:	441 050 100 0	441 050 100 0
OTHER VALVES:	463 090 500 0 (eTASC)	463 090 500 0 (eTASC)
RIDE HEIGHT <i>mm</i> :	240	240
HANGER HEIGHT <i>mm</i> :	290	290
PEDESTAL HEIGHT <i>mm</i> :	40	40
LIFTAXLE:		N/A
TIPPING DUMP SWITCH:		N/A
LIFTAXLE VALVE:		N/A
PRESSURE LIMITING:		N/A

AIR TANKS

AIR TANKS STANDARD:	SAE J10A / EN286-2	
	FRONT	REAR
BRAKE TANK SIZE: <i>L</i>	46	46 + 25
AUXILLARY TANK SIZE: <i>L</i>	N/A	46
PRESSURE PROTECTION:	WABCO PEM: 461 513 002 0	

AIR LINES

TEST POINTS:			
CONTROL LINE:	X 1	TANK:	X 1
REAR CHAMBER:	X 2	FRONT CHAMBER:	X 1
DUOMATIC COLOUR CODED:	YES		

HEAVY VEHICLE BRAKE RULE - 32015 (TRAILER)

SCHEDULE 4

SCHEDULE 5

SECTION 6

APPROVED STD

CHECKS AT COMMISSION OF VEHICLE

CHAMBER BUNGS REMOVED:

VALVE MOUNTING:

ECU BLANKING PLUGS CHECKED:

RESPONSE TIME:

MODULATOR 2.1

MODULATOR 2.2

RELAY VALVE

ms:

215

230

360

NOTES, SKETCHES AND SPECIAL CONDITIONS

FILES RECEIVED: 23.02.2023

FILES CREATED: 03.05.2023

FILES ENCRYPTED & SENT:

REQUEST A COPY OF THE TARE WEIGHT DOCKET

Multiple horizontal lines for notes and sketches.

FILES RETURNED AS COMPLETE:

REASON FOR CERTIFICATION: NEW TRAILER BUILD

I UNDERSTAND AND DECLARE THAT I AM THE CERTIFIER IDENTIFIED BELOW AND HOLD A CURRENT VALID APPOINTMENT. I CERTIFY THAT AT THE TIME OF INSPECTION THE ABOVE MENTIONED VEHICLE COMPONENT DESIGN AND THIS CERTIFICATION COMPLIES IN ALL RESPECTS WITH THE LAND TRANSPORT RULE VEHICLE STANDARDS COMPLIANCE 2002 AND MY DEED OF APPOINTMENT. TO THE BEST OF MY KNOWLEDGE THE INFORMATION CONTAINED IN THIS CERTIFICATE IS TRUE AND CORRECT.

NEW ZEALAND HEAVY VEHICLE BRAKE RULE 32015, SCHEDULE 5.

DATE: 1/06/2023

SIGNED:

CERTIFIER NAME & ID:

CHRIS CLARKE

CJC

SODC BY:

JOHN HIRST

JEH

PHONE (BUS):

09-980-7300

POSTAL ADDRESS:

P.O. Box 98-971, Manukau 2241
New Zealand