

Heavy vehicle specialist inspector's or manufacturing inspecting organisation's name (PRINT IN CAPS) **CHRIS CLARKE** ID **CJC**

Plate number (optional) VIN/chassis number **7A9E15014M2023091**

Make **DOMETT** Component being certified:  Chassis  Load anchorage  
 Model (optional) **E1501-33**  Log bolsters  Towing connection  Brakes  
 Certification category **HVEK**  SRT  PSV stability  PSV rollover  
 Swept path  PBS

Description of work  
 CERTIFY TO SCHEDULE 5 OF LTR 32015/5: NZ HEAVY VEHICLE BRAKE SPECIFICATION.  
 CARRY OUT BRAKE CALCULATIONS, INSPECTION AND ECU END OF LINE PROTOCOL.  
 5AFT PLATFORM **RSS ON TYRE: 265 70 R19.5**  
 FOR SYSTEM ARCHITECTURE, PLEASE REFER TO PDS WORKSHEET & SCHEMATIC.  
**REASON FOR CERTIFICATION: NEW TRAILER BUILD**

Code/standard/rule certified to **LTR 32015/5** Component load rating(s) **33 Tonnes GVM**  
**16 Tonne (Front brake mass)**  
**19 Tonne (Rear brake mass)**  
 General drawing number(s) **N/A**

Supporting documents  
**BRAKE RULE CERTIFICATE JH210611**  
**BRAKE CALCULATION # TP52304**

Special conditions (optional)  
**WARNING LAMP MUST ILLUMINATE WHEN IGNITION IS SWITCHED ON & THEN EXTINGUISH IMMEDIATELY OR WHEN VEHICLE SPEED EXCEEDS 7 KM/H**

Certification expiry date (if applicable) **N/A [UNLESS MODIFIED]** or Hubodometer reading (whichever comes first)

**Declaration**

I the undersigned, declare that I am the heavy vehicle specialist inspector identified and I hold a current valid appointment. I certify that the above mentioned vehicle component's design, manufacture and installation, and this certification complies in all respects with the Land Transport Rule: Vehicle Standards Compliance 2002 and my appointment. To the best of my knowledge the information contained in the certificate is true and correct.

Designer's ID (if different from inspector below) **JOHN HIRST J E H**

Inspector's signature

Inspector's name (PRINT IN CAPS) **CHRIS CLARKE** ID number **CJC**

Date **28-Jun-21** Number **791611**

CoF vehicle inspector ID (if applicable) CoF vehicle inspector signature (if applicable) Date

All fields are mandatory unless otherwise stated.

# WABCO START-UP LOG

System	Trailer EBS-E	WABCO part number	480 102 084 0
Production date	2020-10-12	Serial number	437009557300C
Serial number (modulator)	000000504309		
Fingerprint Customer EOL / Customer Development / Flash Program	W503643 / 2021-06-28 ; 00000000 / 0000-00-00 ; 00000000 / 0000-00-00		

## WABCO TRAILER EBS-E

GGVS/ADR TUEH TB 2007 - 019.00  
TDB0749

HERSTELLER MANUFACTURER CONSTRUCTEUR	DOMETT TRAILERS		
TYP TYPE TYPE	5AFT PLATFORM		
VEHICLE IDENT. NUMBER CHASSIS NUMBER NUMERO DE CHASSIS	7A9E15014M2023091		
BREMSBERECHNUNGS-NR. BRAKE CALCULATION NO. CALCUL DE FREINAGE NO.	TP52304A		
POLRADZÄHNEZAHL c-d   e-f POLE WHEEL TEETH c-d   e-f DENTS ROUE DENTÉE c-d   e-f	90	90	ABS-System ABS-System Système ABS
RSS RSS RSS	Einfachbereifung Single Tire Monte simple	Lenkachse Steering axle Essieu vireur	4S/3M
	Zwillingsbereifung Twin Tire Monte jumelée	X	Kippkritisches Fahrzeug Critical Trailer Véhicule critique
Subsystems	SB	I/O	24N

GIO	Pin1	Pin3	Pin4
1	24V-O1	---	---
2	---	---	---
3	ALS2	ALS2	---
4	---	---	---
5	DIAG	DIAG	DIAG
6	---	---	---
7	---	---	---



ACHSE AXLE ESSIEU	pm (bar)		6.5		pm (bar)		0.8		2.0		---		6.5		TYP TYPE	(mm)	(mm)	(bar)	
	+	-	+	-	+	-	+	-	+	-	+	-	+	-				1.0	Pz
1	1650	0.7	1.7	8000	5.1	0.4	1.3	---	5.8	-	20	65	69	509	4252				
2	1650	0.7	1.7	8000	5.1	0.4	1.3	---	5.8	-	20	65	69	509	4252				
3	1300	0.5	1.3	6350	4.0	0.3	1.4	---	4.8	-	14 / 16	64	69	489	2899				
4	1300	0.5	1.3	6350	4.0	0.3	1.4	---	4.8	-	14 / 16	64	69	489	2899				
5	1300	0.5	1.3	6350	4.0	0.3	1.4	---	4.8	-	14	64	69	489	2899				

### TEBS-E

Diagnostic memory	OK	Warning lamp control	OK
Parameter setting	carried out	Stop light supply	OK
EBS pressure test	OK	Lifting axle test	Not tested
Redundancy test	OK	ECAS height sensor calibration	Not tested
ABS sensor assignment	OK	Height sensor axle load	Not tested
RTR test	Not tested	Leak test	Not tested
Immobilizer test	Not tested	Signal outputs	Not tested
Signal inputs	Not tested	Tag axle test	Not tested

### Electronic Extension Module

Diagnostic memory	Not tested	Signal outputs	Not tested
TailGUARDlight	Not tested	TailGUARD	Not tested

Manufacturer	DOMETT TRAILERS	Vehicle ident. no	7A9E15014M2023091
Vehicle type	5AFT PLATFORM	Odometer reading	0.0 km
next Service	0 km	Trip reading	0.0 km
Tester	Chris Clarke	Signature	
Date	2021-06-28 12:18:54 PM		

trailer (full, semi-, centre-axle) with air brake system acc. to UN/ECE-R.13.11

distribution: DOMETT TRAILERS  
 7A9E15014M2023091  
 SoDC: JH210611  
 LT400: CJC 791611

please note!

This brake calculation is made under consideration of  
 -the legal precriptions mentioned above in the version valid at the time of making the program (V6.18.07.12).  
 -the functional characteristics of our products as well as the data of the brake out of the test approvals of the axle manufacturers, and  
 -the other vehicle data included in the brake calculation.  
 Please check whether these data correspond to the actual vehicle data.  
 Our conditions of delivery apply (particularly section 9.0).  
 In any case we commend to do a braking harmonisation!  
 WABCOBrake V6.18.07.12 db 31.08.2018

vehicle manufacturer: DOMETT TRAILERS  
 trailer model : 5AFT PLATFORM  
 trailer type : 5-axle-full-trailer  
 remarks : air / hydraulic / VA suspension  
 WABCO TRAILER - EBS E  
 TRISTOP 3+4: T.14/24 [TSE1416HTLD ACTUALLY FITTED -  
 SEE PAGE 7 FOR PERFORMANCE DATA]  
 265/70 R 19,5

axle 1 + 2 + 3 + 4 + 5 : SAF, SBW 1937, TDB 0749 ECE,

		<u>unladen</u>	<u>laden</u>
total mass	P in kg	7200	35050
axle 1	P1 in kg	1650	8000
axle 2	P2 in kg	1650	8000
axle 3	P3 in kg	1300	6350
axle 4	P4 in kg	1300	6350
axle 5	P5 in kg	1300	6350
wheel base	E in mm	7800 - 7900	
centre of gravity height	h in mm	1056	2100

		<u>axle 1</u>	<u>axle 2</u>	<u>axle 3</u>	<u>axle 4</u>	<u>axle 5</u>
no. of combined axles		1	1	1	1	1
no. of brake chambers per axle line	KDZ	2	2	2	2	2
The power output corresponds to		BZ 122.1	BZ 122.1	BZ 119.6	BZ 119.6	BZ 122.1
brake chamber manufacturer		Meritor	Meritor	Meritor	Meritor	Meritor
chamber size		20.	20.	T.14/24	T.14/24	14.
lever length	lBh in mm	69	69	69	69	69
brake factor	[-]	23.03	23.03	23.03	23.03	23.03
dyn. rolling radius	rdyn min in mm	421	421	421	421	421
dyn. rolling radius	rdyn max in mm	421	421	421	421	421
threshold torque	Co Nm	6.0	6.0	6.0	6.0	6.0

calculation:

chamber pressure(rdyn min)pH at z=22,5%bar		2.2	2.2	2.1	2.1	2.1
chamber pressure(rdyn max)pH at z=22,5%bar		2.2	2.2	2.1	2.1	2.1
chamber press.(servo)pcha at pm6,5bar	bar	5.8	5.8	4.8	4.8	4.8
piston force	ThA at pm6,5bar N	6702	6702	4586	4586	4586
brake force(rdyn min)T lad. at pm6,5bar	N	50778	50778	34623	34623	34623
brake force(rdyn max)T lad. at pm6,5bar	N	50778	50778	34623	34623	34623
Brake force incl. 1 % rolling resistance	proportion %	22.3	22.3	18.5	18.5	18.5

braking rate z laden 0.597 for rdyn min  
 z = sum (TR)/PRmax 0.597 for rdyn max

Trailer may only be operated in combination with trucks/tractors with ISO 7638 supply (5 or 7 polar).

brake diagram :

maximum pressure: 8.5 bar

axle 1:

valve 1: 971 002 ... 0 WABCO  
EBS emergency valve

valve 2: 480 207 0.. 0 WABCO or 480 207 2.. 0  
EBS relay valve

brake cylinder: Meritor 20HSCLD65

axle 2:

valve 1: 971 002 ... 0 WABCO  
EBS emergency valve

valve 2: 480 207 0.. 0 WABCO or 480 207 2.. 0  
EBS relay valve

brake cylinder: Meritor 20HSCLD65

axle 3:

valve 1: 971 002 ... 0 WABCO  
EBS emergency valve

valve 2: 480 102 ... 0 WABCO  
EBS trailer modulator

brake cylinder: Meritor 1424HTLD64

axle 4:

valve 1: 971 002 ... 0 WABCO  
EBS emergency valve

valve 2: 480 102 ... 0 WABCO  
EBS trailer modulator

brake cylinder: Meritor 1424HTLD64

axle 5:

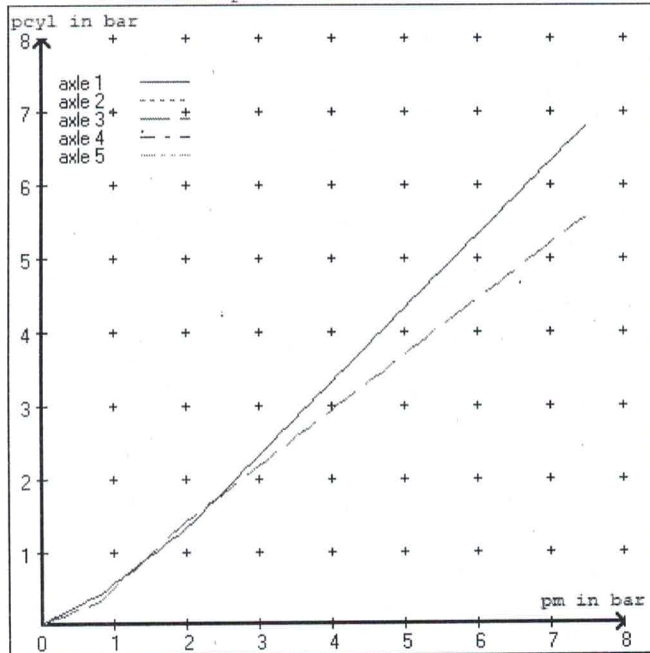
valve 1: 971 002 ... 0 WABCO  
EBS emergency valve

valve 2: 480 102 ... 0 WABCO  
EBS trailer modulator

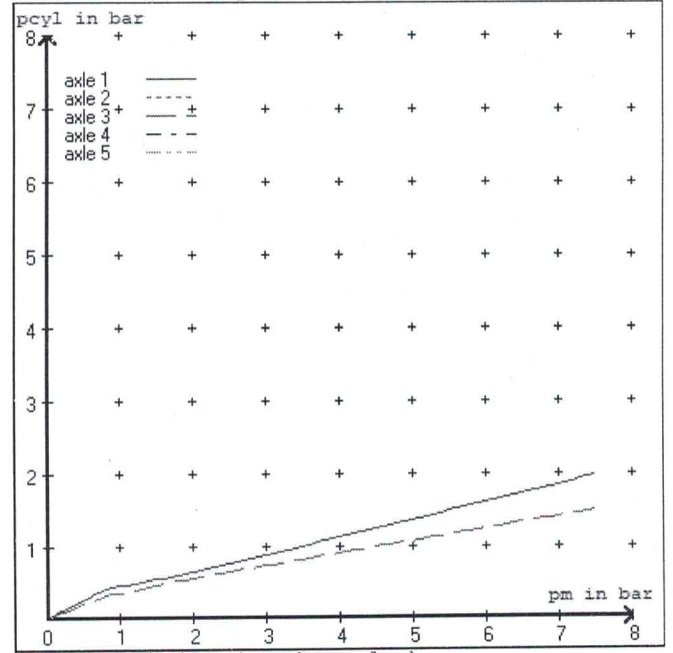
brake cylinder: Meritor 14HSCLD64

test type III (zIII = 0.30)	for rdyn min :	axle1	axle2	axle3	axle4	axle5	
at pm 3.6 bar =>	pcha in bar :	2.9	2.9	2.6	2.6	2.6	2.6
test type III (zIII = 0.06)	for rdyn min :	axle1	axle2	axle3	axle4	axle5	
at pm 1.3 bar =>	pcha in bar :	0.8	0.8	0.8	0.8	0.8	0.8

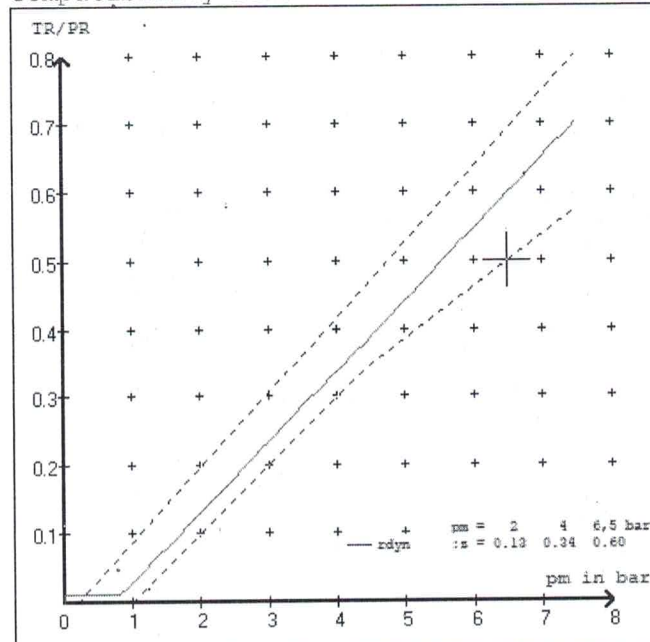
brake chamber pressure laden



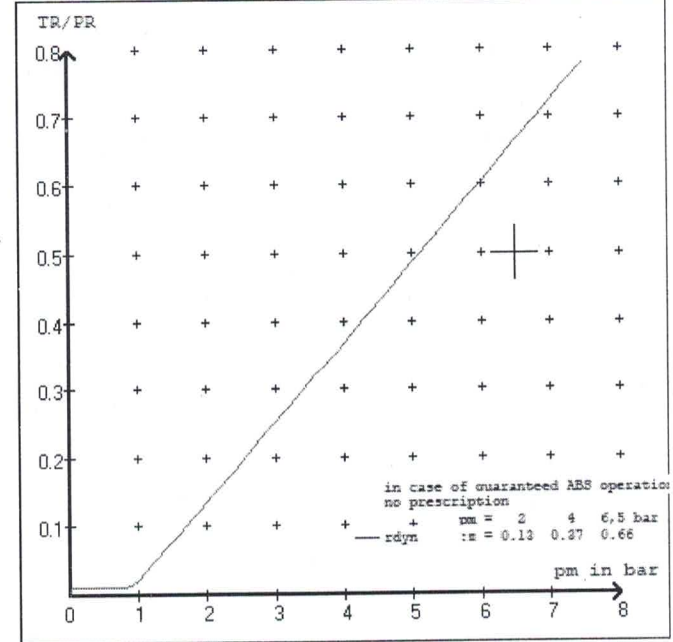
brake chamber pressure unladen



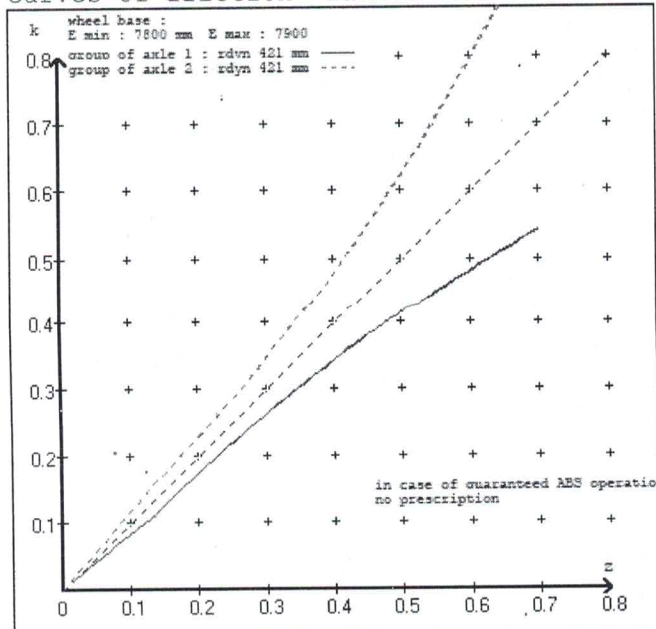
compatibility band laden



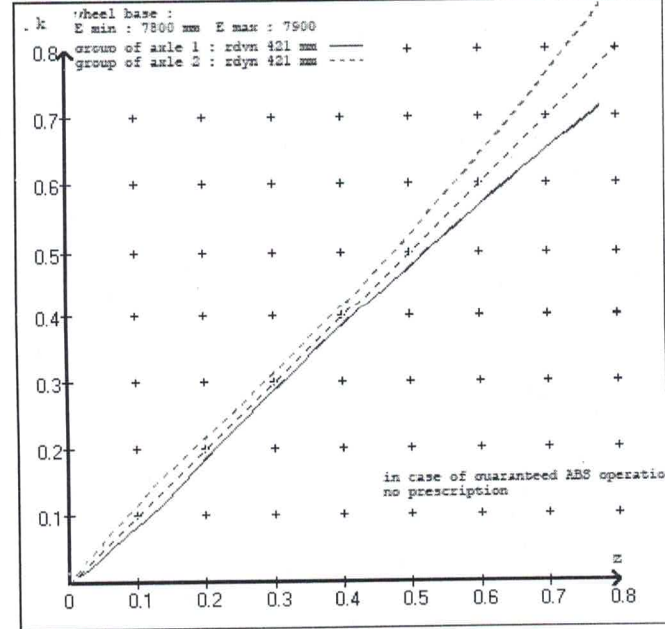
compatibility band unladen



curves of friction laden



curves of friction unladen



vehicle manufacturer: DOMETT TRAILERS  
 trailer model : 5AFT PLATFORM  
 trailer type : 5-axle-full-trailer

brake chamber and lever length :

axle 1 : 2 x type/diameter 20. (Meritor) lever length 69 mm  
 axle 2 : 2 x type/diameter 20. (Meritor) lever length 69 mm  
 axle 3 : 2 x type/diameter T.14/24 (Meritor) lever length 69 mm  
 axle 4 : 2 x type/diameter T.14/24 (Meritor) lever length 69 mm  
 axle 5 : 2 x type/diameter 14. (Meritor) lever length 69 mm

brake diagram :

valve :  
 971 002 ... 0 WABCO EBS emergency valve  
 480 207 0.. 0 WABCO EBS relay valve or 480 207 2.. 0  
 480 102 ... 0 WABCO EBS trailer modulator

EBS input data

=====

vehicle manufacturer: DOMETT TRAILERS  
 trailer model : 5AFT PLATFORM  
 trailer type : 5-axle-full-trailer  
 brake calculation no. : TP 52304A

tire circumference main axle : 2650 for rdyn max  
 tire circumference auxiliary axle : 2650 for rdyn max

assignment pm / deceleration z: pm 0.8 bar z = 0.010  
 (laden condition) 2.0 bar z = 0.134  
 6.5 bar z = 0.600

control pressure pm			6,5	control pressure pm			0.8	2.0	6.5
axle	axle load unladen	bellow pr. unladen	brake pr. unladen	axle load laden	bellow pr. laden	brake pr. laden			
1	1650	to be	1.7	8000	to be	0.4	1.3	5.8	
2	1650	entered by the vehicle manufact.	1.7	8000	entered by the vehicle manufact.	0.4	1.3	5.8	
3	1300		1.3	6350		0.3	1.4	4.8	
4	1300		1.3	6350		0.3	1.4	4.8	
5	1300		1.3	6350		0.3	1.4	4.8	

The unladen values indicated in the above table are values for the basic parameter set. Higher unladen axle loads and liftaxles are automatically recognized and do not require separate adjustment. The above unladen axle loads must not be fallen below.

=====

axle 1	axle 2	axle 3	axle 4	axle 5
axle load	axle load	axle load	axle load	axle load
pcyl	pcyl	pcyl	pcyl	pcyl
1650	1650	1300	1300	1300
1.7	1.7	1.3	1.3	1.3
2150	2150	1800	1800	1800
2.0	2.0	1.6	1.6	1.6
2650	2650	2300	2300	2300
2.3	2.3	2.0	2.0	2.0
3150	3150	2800	2800	2800
2.7	2.7	2.3	2.3	2.3
3650	3650	3300	3300	3300
3.0	3.0	2.7	2.7	2.7
4150	4150	3800	3800	3800
3.3	3.3	3.0	3.0	3.0
4650	4650	4300	4300	4300
3.6	3.6	3.4	3.4	3.4
5150	5150	4800	4800	4800
4.0	4.0	3.7	3.7	3.7
8000	8000	6350	6350	6350
5.8	5.8	4.8	4.8	4.8

data sheet to ECE vehicle type-approval certificate concerning braking equipment: according to ECE R13 annex 11

axle 1 : reference axle: SAF	SBW 1937	brake lining: Jurid 539
test report :	TDB 0749 ECE	date : 20130930 30.09.2013
axle 2 : reference axle: SAF	SBW 1937	brake lining: Jurid 539
test report :	TDB 0749 ECE	date : 20130930 30.09.2013
axle 3 : reference axle: SAF	SBW 1937	brake lining: Jurid 539
test report :	TDB 0749 ECE	date : 20130930 30.09.2013
axle 4 : reference axle: SAF	SBW 1937	brake lining: Jurid 539
test report :	TDB 0749 ECE	date : 20130930 30.09.2013
axle 5 : reference axle: SAF	SBW 1937	brake lining: Jurid 539
test report :	TDB 0749 ECE	date : 20130930 30.09.2013

calc. verif. of residual (hot) braking force type III  
(item 4.2.1 of appendix 2 to annex 11)

axle 1 (rdyn 421 mm)	T = 24.2 % Fe
axle 2 (rdyn 421 mm)	T = 24.2 % Fe
axle 3 (rdyn 421 mm)	T = 18.3 % Fe
axle 4 (rdyn 421 mm)	T = 18.3 % Fe
axle 5 (rdyn 421 mm)	T = 18.3 % Fe

calculated actuator stroke in mm  
(item 4.3.1.1 of appendix 2 to annex 11)

axle 1 (sp = 58 mm)	s = 39 mm
axle 2 (sp = 58 mm)	s = 39 mm
axle 3 (sp = 56 mm)	s = 39 mm
axle 4 (sp = 56 mm)	s = 39 mm
axle 5 (sp = 56 mm)	s = 39 mm

average thrust output in N at pm = 6,5 bar (however max. pcha = 7,0 bar)

axle1	ThA = 6702 N
axle2	ThA = 6702 N
axle3	ThA = 4586 N
axle4	ThA = 4586 N
axle5	ThA = 4586 N

calc. residual (hot) braking force in N  
(item 4.3.1.4 of appendix 2 to annex 11)

axle 1 (rdyn 421 mm)	T = 39670 N
axle 2 (rdyn 421 mm)	T = 39670 N
axle 3 (rdyn 421 mm)	T = 27098 N
axle 4 (rdyn 421 mm)	T = 27098 N
axle 5 (rdyn 421 mm)	T = 27098 N

basic test type III  
of subject (calculated)  
trailer (E) residual

braking rate of the vehicle (item 4.3.2 to appendix 2 to annex 11) 0.60 (hot)braking 0.47

required braking rate >= 0,4 and >= 0,6\*E (0.36)  
(items 1.5.3 and 1.7.2 to annex 11)

axle 1 (rdyn 421 mm)	T = 39670 N
axle 2 (rdyn 421 mm)	T = 39670 N
axle 3 (rdyn 421 mm)	T = 27098 N
axle 4 (rdyn 421 mm)	T = 27098 N
axle 5 (rdyn 421 mm)	T = 27098 N

basic test type III  
of subject (calculated)  
trailer (E) residual

braking rate of the vehicle (item 4.3.2 to appendix 2 to annex 11) 0.60 (hot)braking 0.47

required braking rate >= 0,4 and >= 0,6\*E (0.36)  
(items 1.5.3 and 1.7.2 to annex 11)





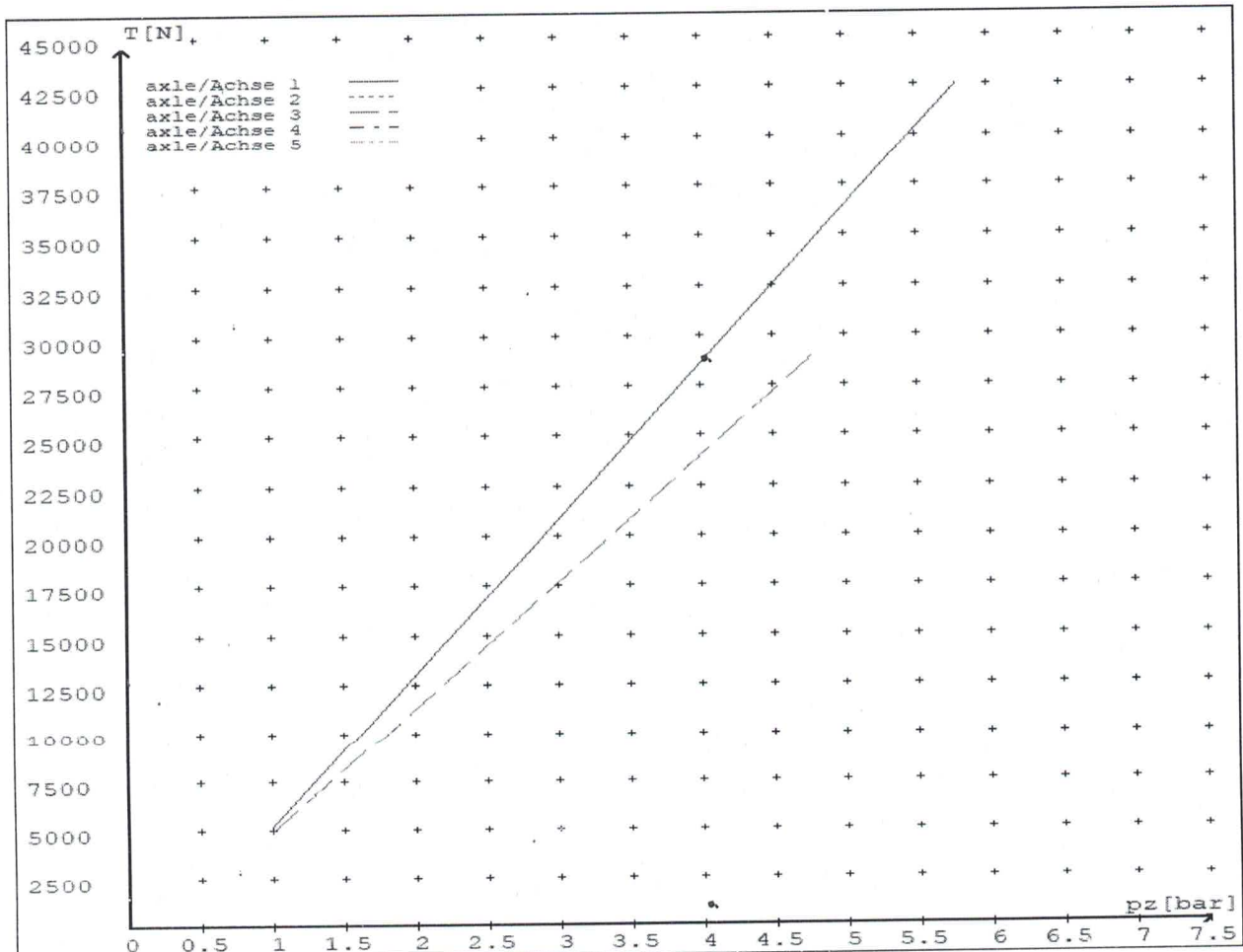
**reference values**

reference values for z = 50% für max rdyn: 421 mm

	pz [bar]	T [N]	T [N]
axle 1	1.0	5095	
	5.8	42527	
axle 2	1.0	5095	
	5.8	42527	
axle 3	1.0		4897
	4.8		28998
axle 4	1.0		4897
	4.8		28998
axle 5	1.0		4897
	4.8		28998

VIN - no.:

	Axle(s) / Achse(n)				
brake cylinder type (service / parking) Bremszylinder Typ (Betrieb / Fest)	20./	20./	T.14/24	T.14/24	14./
Maximum stroke s <sub>max</sub> = ...mm maximaler Hub s <sub>max</sub> = ....mm	65	65	64	64	64
Lever length = ....mm Hebellänge = ....mm	69.08	69.08	69.08	69.08	69.08



## NOTICE TO VEHICLE OPERATOR

***THIS VEHICLE HAS A BRAKE SYSTEM WHICH HAS BEEN DESIGNED AND FITTED IN ACCORDANCE WITH THE LAND TRANSPORT HEAVY VEHICLE BRAKE RULE 32015/5.***

***IF THIS VEHICLE IS OPERATED IN CONJUNCTION WITH NON-CERTIFIED VEHICLES, THERE MAY BE OPERATIONAL FACTORS WHICH NEED TO BE TAKEN INTO CONSIDERATION.***

***PLEASE REFER TO THE CERTIFIER FOR FURTHER INFORMATION.***

**EXCERPT FROM LAND TRANSPORT RULE; HEAVY-VEHICLE BRAKES  
RULE 32015/5. SECTION 10,**

### **10.1 RESPONSIBILITIES OF OPERATORS**

A person who operates a vehicle must ensure that the vehicle complies with this rule.

### **10.2 RESPONSIBILITIES OF REPAIRERS**

A person who repairs or adjusts a brake must ensure that the repair or adjustment:

- a) does not prevent the vehicle from complying with this rule;
- b) complies with Land Transport Rule: Vehicle Repair 1998.

### **10.3 RESPONSIBILITIES OF MODIFIERS**

A person who modifies a vehicle so as to affect the braking performance of the vehicle must:

- a) ensure that the modification does not prevent the vehicle from complying with this Rule; and
- b) notify the operator that the vehicle must be inspected and, if necessary, certified by person or organisation appointed to carry out specialist inspection and certification of heavy vehicle brakes.

***IF YOU ARE UNSURE ABOUT YOUR RESPONSIBILITIES, PLEASE CONTACT THE VEHICLE MANUFACTURER, OR MYSELF.***

***COMPLAINTS. Complaints and Warranty issues which relate to Brake Certification will be acknowledged within 7 working days and a resolution proposed within 25 working days. Resolution of complaints and Warranty issues is subject to Transpecs Warranty policy. Customers have the right to appeal to the New Zealand Transport Authority if dissatisfied with a Compliance issue. (Refer NZTA Deed Of Appointment Para 47.4) NZTA Helpdesk 0800 699 000***

(p.p.).....  
(J.Hirst (JEH) HVEK)

**NOTICE TO VEHICLE OPERATOR**

This trailer is equipped with an Electronic Brake System.

To comply with the New Zealand Heavy Vehicle Brake Rule 32015/5, it must be used only in conjunction with a truck/tractor equipped with a 5 or 7 pin ABS/EBS power supply socket.

Failure to connect to such supply invalidates Brake Rule compliance.

The trailer ABS/EBS warning light on the towing vehicle dashboard must illuminate when the ignition is switched on and extinguish when the vehicle is in motion.

If the light does not illuminate when ignition is switched on, the system must be checked. If the light remains illuminated when the vehicle is in motion, Brake Rule compliance is compromised. Repairs must be made as soon as possible.

**If you are unsure of your responsibilities and/or obligations, please contact either the vehicle manufacturer or myself.**

  
(p.p.)  
J E Hirst  
(JEH/HVEK)  
(09 980 7300)

**NOTICE TO VEHICLE OPERATOR**

**WABCO Park Release Emergency Valve**  
**(PREV)**

This trailer is equipped with a WABCO PREV  
Part # 971 002 900 0

Application of the park brake via the cab control valve will actuate and apply all service brakes on the trailer. In the event of a leak in the service brake system the Spring Brakes will automatically override and hold the vehicle in compliance to Land Transport Rule: Heavy-vehicle Brakes Rule 32015/5.

When the vehicle is presented for COF the trailer park brake system is tested by pulling the red actuation knob on the PREV, situated mid way down the chassis rail. The cab control in the prime mover does not have to be applied for this test procedure.

**If you are unsure of any aspect relating to this instruction please contact either the vehicle manufacturer or myself.**

(P.P.)  
J E Hirst  
(JEH HVEK)  
(09 980 7300)





**NEW ZEALAND HEAVY VEHICLE BRAKE RULE 32015-5  
WORKSHEET, PROCEDURE DOCUMENTATION SHEET  
& CONFIRMATION OF COMPLIANCE**

**CLIENT**

<b>MANUFACTURER:</b>	DOMETT TRAILERS
<b>ADDRESS:</b>	TAURIKURA DRIVE, TAURANGA 3110
<b>FLEET:</b>	RIORDAN & WEST LTD

**VEHICLE DETAILS**

<b>VEHICLE TYPE:</b>	5AFT PLATFORM	<b>CERT #:</b>	JH210611
<b>YEAR:</b>	2021	<b>CALCULATION #:</b>	TP52304
<b>MAKE:</b>	DOMETT	<b>REGO #:</b>	N/A
<b>MODEL:</b>	E1501-33	<b>LT400 #:</b>	791611
<b>CHASSIS #:</b>	2091	<b>ORDER #:</b>	7897
<b>VIN #:</b>	7A9E15014M2023091		
<b>GVM: t</b>	33	<b>PRIME MOVER:</b>	EBS / EUROPEAN
<b>LOAD CONFIGURATION:</b>	MIXED FREIGHT		
<b>GROUP RATINGS: t</b>	<b>FRONT</b>	<b>REAR</b>	
	16	19	
<b>WHEEL BASE: m</b>	7.85		
	<b>UNLADEN COG m</b>	<b>MAX HEIGHT m</b>	<b>HEIGHT DECK m</b>
	1.056	4.3	1.115
<b>COG: m</b>	2.094		
	<b>FRONT</b>	<b>REAR</b>	<b>TOTAL</b>
<b>TARE: t</b>	3.3	4	7.3
	<b>FRONT</b>	<b>REAR</b>	
<b>TYRE SIZE:</b>	265 70 R19.5	265 70 R19.5	
<b>ROLLING CIRCUMFERENCE: mm</b>	2645	2645	
<b>AXLE SPACING: m</b>	1.4	3	

## BRAKE & AXLE DETAILS

	MAKE	MODEL	TEST REPORT
AXLE:	SAF	SAF-ZI9W	TDB0749
POLE WHEEL FRONT:	90	POLE WHEEL REAR:	90
LINING MATERIAL:	JURID 539	BRAKE FACTOR:	23.03
SENSED AXLES:	2 + 4	NOTES:	
SERIAL NUMBERS:	1	N/A	NG-IU28-ZI9
	2	N/A	NG-IU28-ZI9
	3	N/A	NG-IU25-ZI9
	4	N/A	NG-IU25-ZI9
	5	N/A	NG-IU25-ZI9

## CHAMBER AND VALVING DETAILS

CHAMBERS:	AXLE 1 & 2	AXLE 3 & 4	AXLE 5
BRAND:	TSE_CHAMBERS	TSE_CHAMBERS	TSE_CHAMBERS
SIZE:	20HSCLD	1416HTLD	14HSCLD
STROKE: mm	65	64	64
TEST REPORT #:	BC 0041.0 Jul '07	BC0143.0	BZ 122.1 Sep '00
SPRINGBRAKE FORCE: kN	N/A	6.16	N/A
HOLDOFF PRESSURE: Bar	N/A	4.8	N/A
FOUNDATION BRAKE:	WABCO PAN19	WABCO PAN19	WABCO PAN19
LEVER LENGTH: mm	69	69	69
BRAKE VALVES:	MAKE:	PART NUMBER:	PM PRESS. kPa
ECU PART #:	WABCO	480 102 08. 0 (MV)	80 kPa
3RD MODULATOR #:	WABCO	480 207 202 0 (12V)	80 kPa
ANTI-COMPOUNDING:	YES		
SPRING BRAKE RELAY:	SEALCO_SBR	110170	
YARD RELEASE VALVE:	SEALCO_YR	17600B	
INLINE RELAY FITTED:	N/A	N/A	
ECU DIRECTION:	<input checked="" type="checkbox"/> FRONT <input type="checkbox"/> REAR	FRONT FRICTION: $\mu$	0.48
SUBSYSTEMS:	<input checked="" type="checkbox"/> SMARTBOARD	<input type="checkbox"/> OPTI-LINK	<input type="checkbox"/> CAN ROUTER 446 122 050 0

**SUSPENSION**

	FRONT	REAR
<b>SUSPENSION TYPE:</b>	PNEUMATIC	PNEUMATIC
<b>MAKE:</b>	SAF_AIRSPRING	SAF_AIRSPRING
<b>MODEL:</b>	SAF_INTRA	SAF_INTRA
<b>BELLOW SIZE:</b>	2619, 300mm	2619, 300mm
<b>HEIGHT CONTROL VALVE:</b>	464 008 011 0	464 008 011 0
<b>OTHER VALVES:</b>	N/A	N/A
<b>RIDE HEIGHT mm :</b>	280	250
<b>HANGER HEIGHT mm :</b>	200	200
<b>PEDESTAL HEIGHT mm :</b>	50	5
<b>LIFTAXLE:</b>		N/A
<b>TIPPING DUMP SWITCH:</b>		N/A
<b>LIFTAXLE VALVE:</b>		N/A
<b>PRESSURE LIMITING:</b>		N/A

**AIR TANKS**

<b>AIR TANKS STANDARD:</b>	SAE J10A / EN286-2	
	FRONT	REAR
<b>BRAKE TANK SIZE: L</b>	46	46 + 25
<b>AUXILLARY TANK SIZE: L</b>	N/A	46
<b>PRESSURE PROTECTION:</b>	WABCO PEM: 461 513 002 0	

**AIR LINES**

**TEST POINTS:**

<b>CONTROL LINE:</b>	X 1	<b>TANK:</b>	X 1
<b>REAR CHAMBER:</b>	X 2	<b>FRONT CHAMBER:</b>	X 1
<b>DUOMATIC COLOUR CODED:</b>	YES		



**ELECTRONIC HEIGHT SENSOR CALIBRATION**

	TIMER TICKS [F/R]	MILLIMETRE [F / R]
UPPER LEVEL:	N/A	N/A
NORMAL LEVEL:	N/A	N/A
LOWER LEVEL:	N/A	N/A

**CHECKS AT COMMISSION OF VEHICLE**

CHAMBER BUNGS REMOVED:  VALVE MOUNTING:   
 ECU BLANKING PLUGS CHECKED:

RESPONSE TIME:	MODULATOR 2.1	MODULATOR 2.2	RELAY VALVE
ms:	210	215	375

**NOTES AND SPECIAL CONDITIONS**

FILES RECEIVED: 07.04.21

FILES CREATED: 07.06.21

FILES SENT: 07.06.21

FILES RETURNED AS COMPLETE:

REASON FOR CERTIFICATION: NEW TRAILER BUILD

I UNDERSTAND AND DECLARE THAT I AM THE CERTIFIER IDENTIFIED BELOW AND HOLD A CURRENT VALID APPOINTMENT. I CERTIFY THAT AT THE TIME OF INSPECTION THE ABOVE MENTIONED VEHICLE COMPONENT DESIGN AND THIS CERTIFICATION COMPLIES IN ALL RESPECTS WITH THE LAND TRANSPORT RULE VEHICLE STANDARDS COMPLIANCE 2002 AND MY DEED OF APPOINTMENT. TO THE BEST OF MY KNOWLEDGE THE INFORMATION CONTAINED IN THIS CERTIFICATE IS TRUE AND CORRECT.

**NEW ZEALAND HEAVY VEHICLE BRAKE RULE 32015/5, SCHEDULE 5.**

DATE: 28/06/2021

SIGNED:

CERTIFIER NAME &amp; ID:

CHRIS CLARKE

CJC

SODC BY:

JOHN HIRST

JEH

PHONE (BUS):

09-980-7300

FAX:

POSTAL ADDRESS:

P.O. Box 98-971, Manukau 2241  
New Zealand