

Heavy vehicle specialist inspector's or manufacturing inspecting organisation's name <small>(PRINT IN CAPS)</small>	ID
<b>CHRIS CLARKE</b>	<b>CJC</b>

Plate number <small>(optional)</small>	VIN/chassis number
	<b>7A9D10016R2023373</b>
Make	Component being certified:
<b>DOMETT</b>	<input type="checkbox"/> Chassis <input type="checkbox"/> Load anchorage
Model <small>(optional)</small>	<input type="checkbox"/> Log bolsters <input type="checkbox"/> Towing connection <input checked="" type="checkbox"/> Brakes
<b>D1001</b>	<input type="checkbox"/> SRT <input type="checkbox"/> PSV stability <input type="checkbox"/> PSV rollover
Certification category	<input type="checkbox"/> Swept path <input type="checkbox"/> PBS
<b>HVEK</b>	

Description of work

CERTIFY TO SCHEDULE 5 OF LTR 32015: NZ HEAVY VEHICLE BRAKE SPECIFICATION.

CARRY OUT BRAKE CALCULATIONS, INSPECTION AND ECU END OF LINE PROTOCOL.

4A TANKER RSS ON TYRE: 265 70 R19.5

FOR SYSTEM ARCHITECTURE, PLEASE REFER TO PDS WORKSHEET & SCHEMATIC.

Code/standard/rule certified to	Component load rating(s)
<b>LTR 32015, SCHEDULE 5</b>	<b>26 Tonnes GVM .</b>
General drawing number(s)	<b>15 Tonne (Front group ratings)</b>
<b>N/A</b>	<b>15 Tonne (Rear group ratings)</b>

Supporting documents
<b>BRAKE RULE CERTIFICATE LC240209</b>
<b>BRAKE CALCULATION # 2023 WABCO 4A WPC</b>


Special conditions (optional)

**WARNING LAMP MUST ILLUMINATE WHEN IGNITION IS SWITCHED ON & THEN EXTINGUISH IMMEDIATELY OR WHEN VEHICLE SPEED EXCEEDS 7 KM/H**

Certification expiry date <small>(if applicable)</small>	or	Hubodometer reading <small>(whichever comes first)</small>
<b>N/A [UNLESS MODIFIED]</b>		<input type="text"/>

### Declaration

I the undersigned, declare that I am the heavy vehicle specialist inspector identified and I hold a current valid appointment. I certify that the above mentioned vehicle component's design, manufacture and installation, and this certification complies in all respects with the Land Transport Rule: Vehicle Standards Compliance 2002 and my appointment. To the best of my knowledge the information contained in the certificate is true and correct.

Designer's ID <small>(if different from inspector below)</small>	
<b>LANCE CAWTE LPC</b>	
Inspector's signature	
	
Inspector's name <small>(PRINT IN CAPS)</small>	ID number
<b>CHRIS CLARKE</b>	<b>CJC</b>
Date	Number
<b>04-Mar-24</b>	<b>A 21577</b>

CoF vehicle inspector ID <small>(if applicable)</small>	CoF vehicle inspector signature <small>(if applicable)</small>	Date

distribution: DOMETT  
 2023 WABCO 4A WPC

please note!

This brake calculation is made under consideration of  
 -the legal prescriptions mentioned above in the version valid  
 at the time of making the program (V6.10/7.12).  
 -the functional characteristics of our products  
 as well as the data of the brake out of the test  
 approvals of the axle manufacturers, and  
 -the other vehicle data included in the brake calculation.  
 Please check whether these data correspond to the actual vehicle data.  
 Our conditions of delivery apply (particularly section 9.0).  
 In any case we commend to do a braking harmonisation!  
 WABCOBrake V6.18.07.12 db 31.08.2018

vehicle manufacturer: DOMETT  
 trailer model : 4A TANKER, D1001  
 trailer type : 4-axle-full-trailer  
 remarks : air / hydraulic / VA suspension  
 WABCO TRAILER - EBS  
 TRISTOP 3+4: 16/16  
 265/70 R 19,5

axle 1 + 2 + 3 + 4 : SAF, SBW 1937, TDB 0749 ECE,

		unladen	laden
total mass	P in kg	5200	30000
axle 1	P1 in kg	1400	7500
axle 2	P2 in kg	1400	7500
axle 3	P3 in kg	1200	7500
axle 4	P4 in kg	1200	7500
wheel base	E in mm	5070 - 5070	
centre of gravity height	h in mm	700	1492

	axle 1	axle 2	axle 3	axle 4
no. of combined axles	1	1	1	1
no. of brake chambers per axle line KDZ	2	2	2	2
The power output corresponds to	BZ 122.1	BZ 122.1BC	0006.0BC	0006.0
brake chamber manufacturer	Meritor	Meritor	WABCO	WABCO
chamber size	20.	20.	16/16	16/16
lever length lbh in mm	69	69	69	69
brake factor [-]	23.03	23.03	23.03	23.03
dyn. rolling radius rdyn min in mm	421	421	421	421
dyn. rolling radius rdyn max in mm	421	421	421	421
threshold torque Co Nm	6.0	6.0	6.0	6.0

calculation:

chamber pressure (rdyn min) pH at z=22,5%bar	2.3	2.3	2.2	2.2
chamber pressure (rdyn max) pH at z=22,5%bar	2.3	2.3	2.2	2.2
chamber press. (servo) pcha at pm6,5bar bar	5.8	5.8	4.9	4.9
piston force ThA at pm6,5bar N	6702	6702	4974	4974
brake force (rdyn min) T lad. at pm6,5bar N	50729	50729	37673	37673
brake force (rdyn max) T lad. at pm6,5bar N	50729	50729	37673	37673
Brake force incl. 1 % rolling resistance proportion %	26.5	26.5	23.5	23.5

braking rate z laden 0.601 for rdyn min  
 z = sum (TR)/PRmax 0.601 for rdyn max

Trailer may only be operated in combination with trucks/tractors with  
 ISO 7638 supply (5 or 7 polar).

brake diagram :

maximum pressure: 8.5 bar

axle 1:

valve 1: 480 207 0.. 0 WABCO or 480 207 2.. 0  
EBS relay valve

brake cylinder: Meritor 20HSCLD65

axle 2:

valve 1: 480 207 0.. 0 WABCO or 480 207 2.. 0  
EBS relay valve

brake cylinder: Meritor 20HSCLD65

axle 3:

valve 1: 480 102 ... 0 WABCO  
EBS trailer modulator

brake cylinder: WABCO 925 464 4.. 0 / 925 484 96. 0

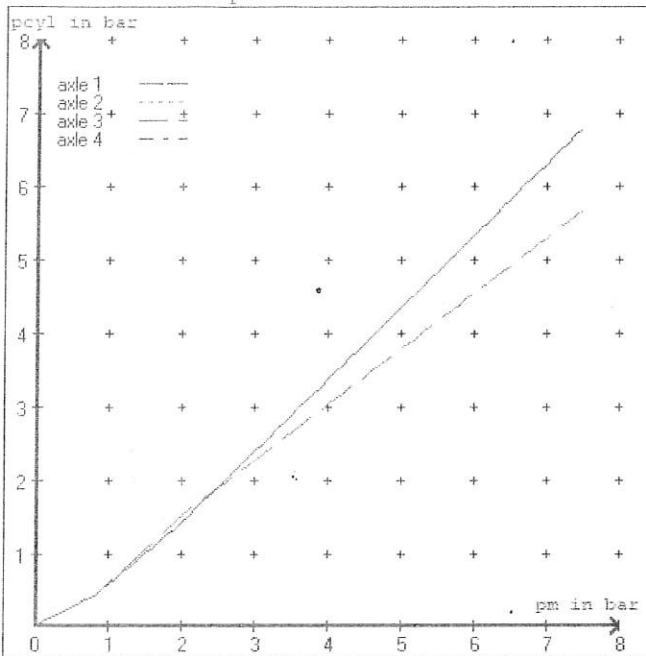
axle 4:

valve 1: 480 102 ... 0 WABCO  
EBS trailer,modulator

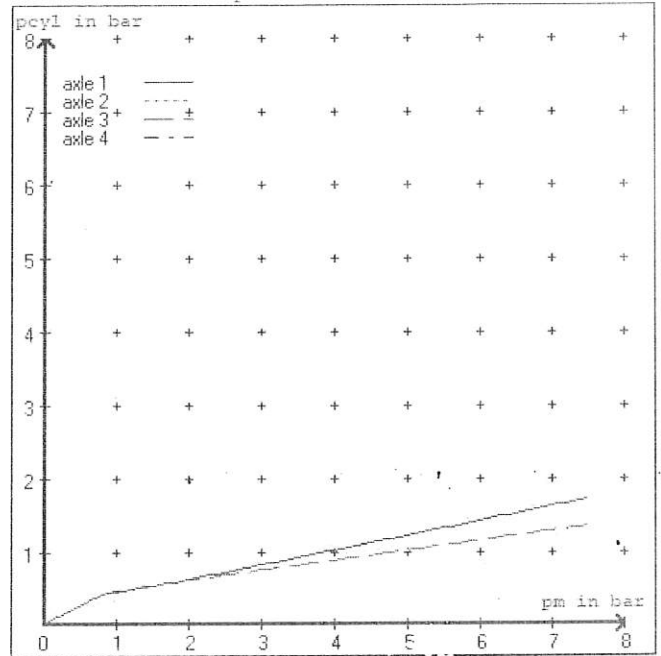
brake cylinder: WABCO 925 464 4.. 0 / 925 484 96. 0

test type III	(zIII = 0.30)	for rdyn min :	axle1	axle2	axle3	axle4
at pm	3.6 bar =>	pcha in bar :	3.0	3.0	2.7	2.7
test type III	(zIII = 0.06)	for rdyn min :	axle1	axle2	axle3	axle4
at pm	1.3 bar =>	pcha in bar :	0.8	0.8	0.9	0.9

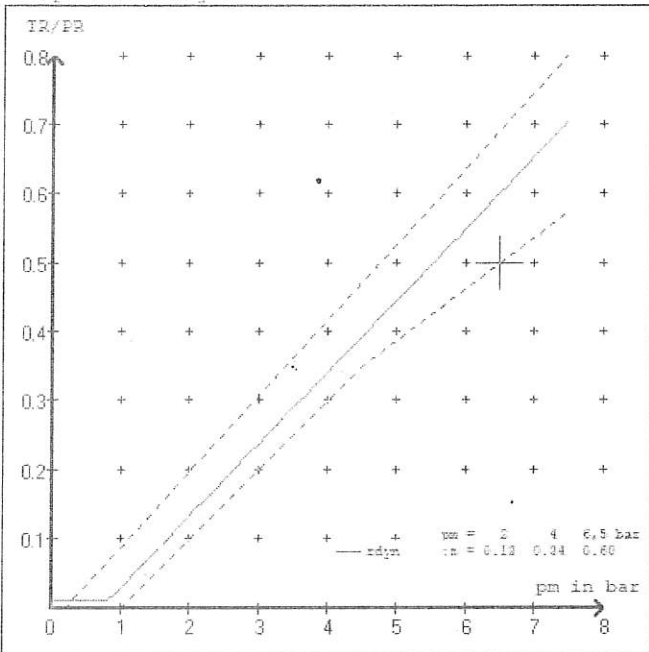
brake chamber pressure laden



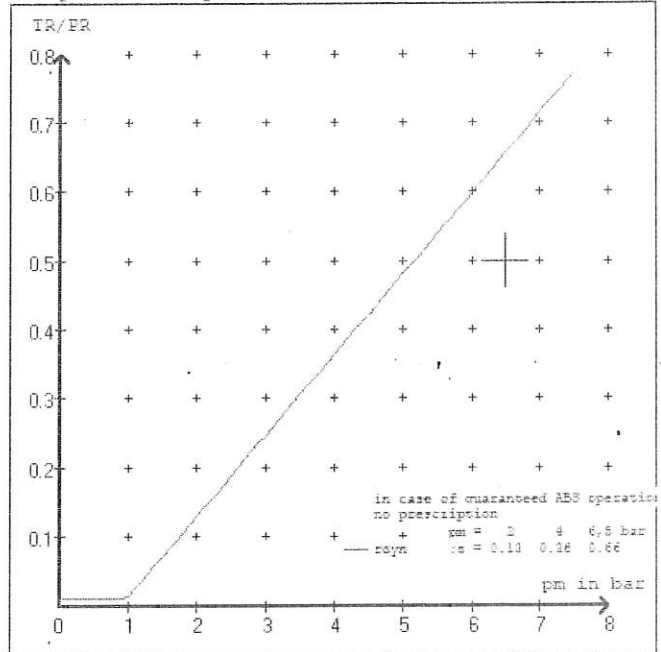
brake chamber pressure unladen



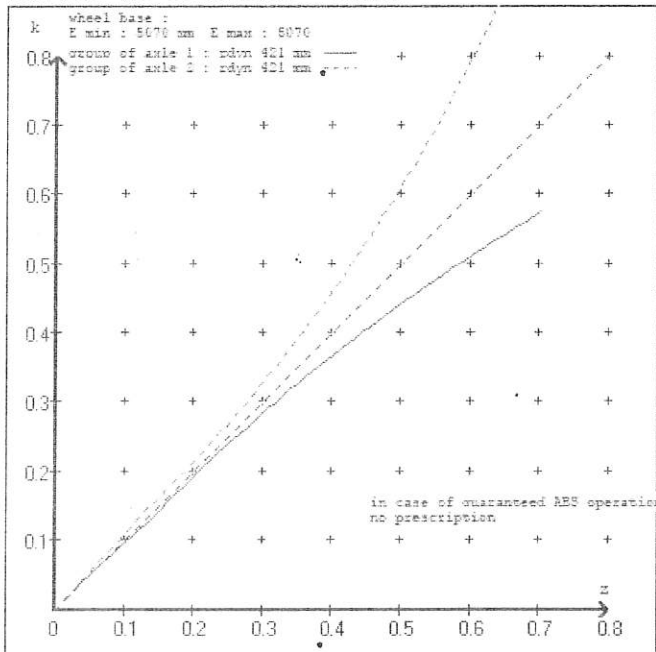
compatibility band laden



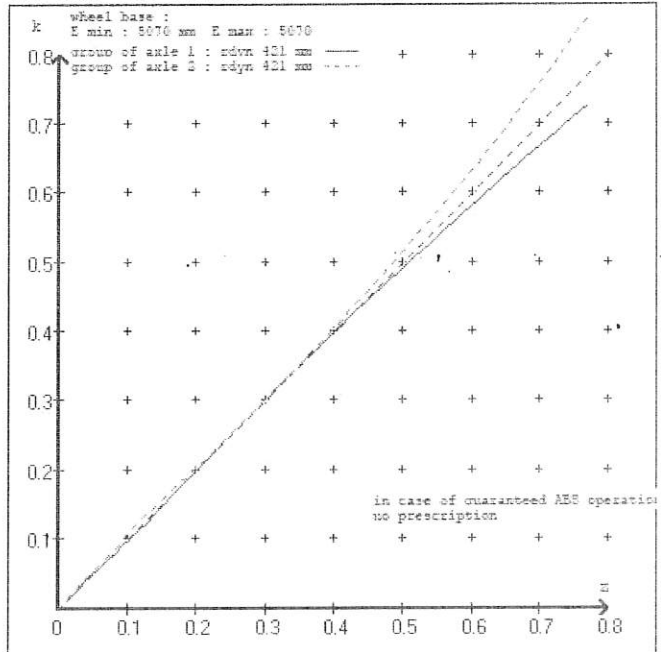
compatibility band unladen



curves of friction laden



curves of friction unladen



vehicle manufacturer: DOMETT  
 trailer model : 4A TANKER, D1001  
 trailer type : 4-axle-full-trailer

brake chamber and lever length :

axle 1 : 2 x type/diameter 20. (Meritor) lever length 69 mm  
 axle 2 : 2 x type/diameter 20. (Meritor) lever length 69 mm  
 axle 3 : 2 x type/diameter 16/16 (WABCO) lever length 69 mm  
 axle 4 : 2 x type/diameter 16/16 (WABCO) lever length 69 mm

brake diagram :

valve :  
 480 207 0.. 0 WABCO EBS relay valve or 480 207 2.. 0  
 480 102 ... 0 WABCO EBS trailer modulator

EBS input data

=====

vehicle manufacturer: DOMETT  
 trailer model : 4A TANKER, D1001  
 trailer type : 4-axle-full-trailer  
 brake calculation no. : TP 2023A

tire circumference main axle : 2650 for rdyn max  
 tire circumference auxiliary axle : 2650 for rdyn max

assignment pm / deceleration z: pm 0.8 bar z = 0.010  
 (laden condition) 2.0 bar z = 0.134  
 6.5 bar z = 0.600

control pressure pm		6,5		control pressure pm		0.8	2.0	6.5
axle	axle load unladen	bellow pr. unladen	brake pr. unladen	axle load laden	bellow pr. laden	brake pr. laden		
1	1400	to be	1.5	7500	to be	0.4	1.4	5.8
2	1400	entered by the vehicle manufact.	1.5	7500	entered by the vehicle manufact.	0.4	1.4	5.8
3	1200		1.2	7500		0.4	1.5	4.9
4	1200		1.2	7500		0.4	1.5	4.9
5	0		0,0	0		0,0	0,0	0,0

The unladen values indicated in the above table are values for the basic parameter set. Higher unladen axle loads and liftaxles are automatically recognized and do not require separate adjustment. The above unladen axle loads must not be fallen below.

=====

axle 1	axle 2	axle 3	axle 4
axle load pcyl	axle load pcyl	axle load pcyl	axle load pcyl
1400	1.5	1400	1.5
1900	1.9	1900	1.9
2400	2.2	2400	2.2
2900	2.6	2900	2.6
3400	2.9	3400	2.9
3900	3.3	3900	3.3
4400	3.6	4400	3.6
4900	4.0	4900	4.0
7500	5.8	7500	5.8

data sheet to ECE vehicle type-approval certificate concerning braking equipment: according to ECE R13 annex 11

axle 1 : reference axle: SAF	SBW 1937	brake lining: Jurid 539
test report :	TDB 0749 ECE	date : 20130930 30.09.2013
axle 2 : reference axle: SAF	SBW 1937	brake lining: Jurid 539
test report :	TDB 0749 ECE	date : 20130930 30.09.2013
axle 3 : reference axle: SAF	SBW 1937	brake lining: Jurid 539
test report :	TDB 0749 ECE	date : 20130930 30.09.2013
axle 4 : reference axle: SAF	SBW 1937	brake lining: Jurid 539
test report :	TDB 0749 ECE	date : 20130930 30.09.2013

calc. verific. of residual (hot) braking force type III  
(item 4.2.1 of appendix 2 to annex 11)

axle 1	(rdyn 421 mm)	T = 24.4 % Fe
axle 2	(rdyn 421 mm)	T = 24.4 % Fe
axle 3	(rdyn 421 mm)	T = 19.7 % Fe
axle 4	(rdyn 421 mm)	T = 19.7 % Fe

calculated actuator stroke in mm  
(item 4.3.1.1 of appendix 2 to annex 11)

axle 1	(sp = 58 mm)	s = 39 mm
axle 2	(sp = 58 mm)	s = 39 mm
axle 3	(sp = 51 mm)	s = 39 mm
axle 4	(sp = 51 mm)	s = 39 mm

average thrust output in N at pm = 6,5 bar (however max. pcha = 7,0 bar)

axle1	ThA = 6702 N
axle2	ThA = 6702 N
axle3	ThA = 4974 N
axle4	ThA = 4974 N

calc. residual (hot) braking force in N  
(item 4.3.1.4 of appendix 2 to annex 11)

axle 1	(rdyn 421 mm)	T = 39620 N
axle 2	(rdyn 421 mm)	T = 39620 N
axle 3	(rdyn 421 mm)	T = 29492 N
axle 4	(rdyn 421 mm)	T = 29492 N

basic test	type III
of subject	(calculated)
trailer (E)	residual
	(hot)braking

braking rate of the vehicle (item 4.3.2 to appendix 2 to annex 11)	0.60	0.47
required braking rate (items 1.5.3 and 1.7.2 to annex 11)		>= 0,4 and >= 0,6*E (0.36)

axle 1	(rdyn 421 mm)	T = 39620 N
axle 2	(rdyn 421 mm)	T = 39620 N
axle 3	(rdyn 421 mm)	T = 29492 N
axle 4	(rdyn 421 mm)	T = 29492 N

basic test	type III
of subject	(calculated)
trailer (E)	residual
	(hot)braking

braking rate of the vehicle (item 4.3.2 to appendix 2 to annex 11)	0.60	0.47
required braking rate (items 1.5.3 and 1.7.2 to annex 11)		>= 0,4 and >= 0,6*E (0.36)





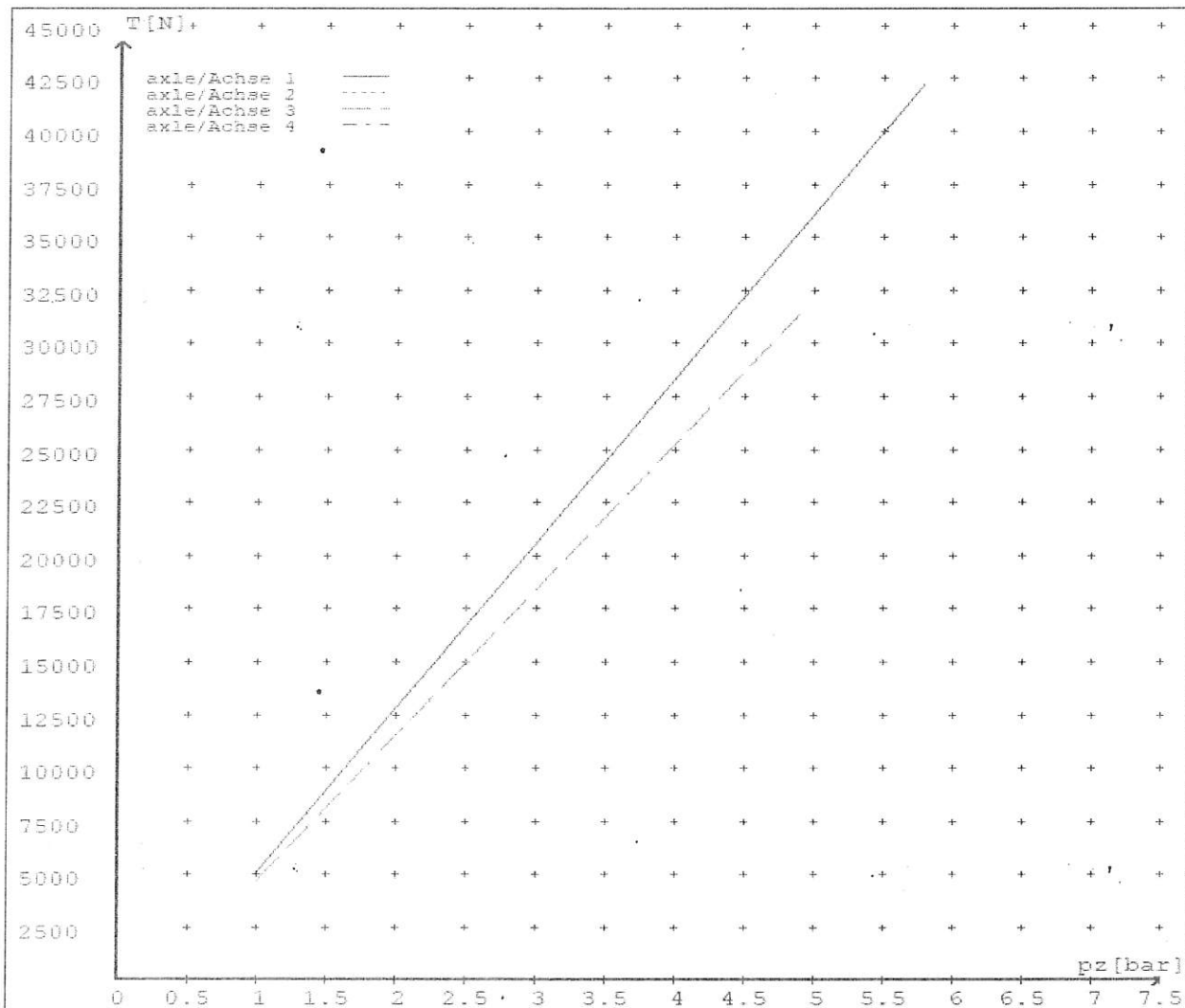
reference values

reference values for z = 50% for max rdyn: 421 mm

	pz [bar]	T [N]	T [N]
axle 1	1.0	5021	
	5.8	42203	
axle 2	1.0	5021	
	5.8	42203	
axle 3	1.0		4662
	4.9		31342
axle 4	1.0		4662
	4.9		31342

VIN - no.:

	Axle(s) / Achse(n)				
brake cylinder type (service / parking) Bremszylinder Typ (Betrieb / Fest)	20./	20./	16/16	16/16	/
Maximum stroke smax = ...mm maximaler Hub smax = ....mm	65	65	63	63	
Lever length = ....mm Hebellänge = ....mm	69.08	69.08	69.08	69.08	



reference values for z = 0.5

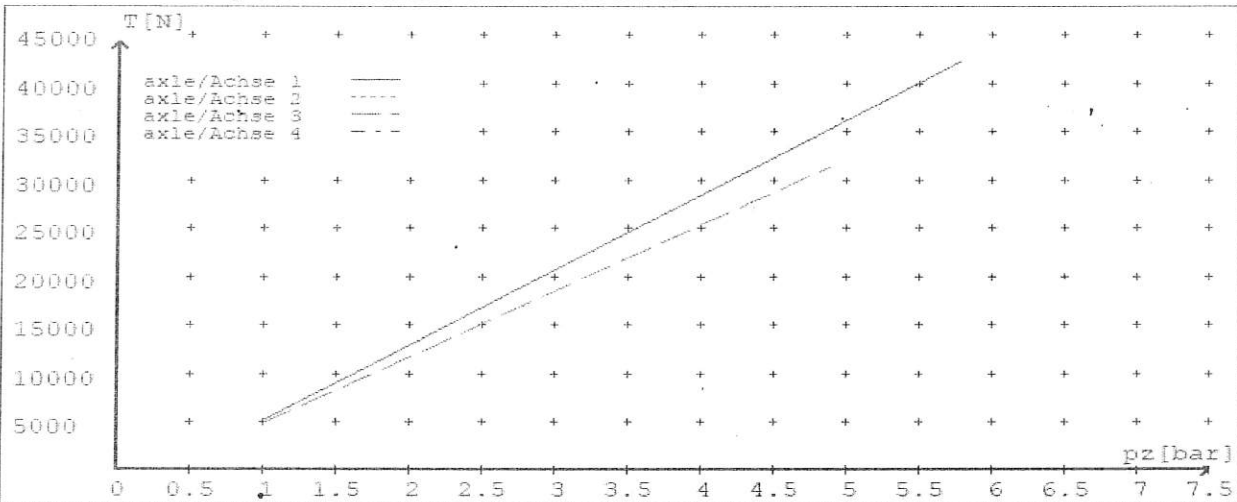
for max r<sub>dyn</sub>: 421 mm

Angabe der Referenzwerte für z = 0.5

für max r<sub>dyn</sub>: 421 mm

brake calculation no: TP 2023A date 22.03.2023

Bremsberechnung Nr: TP 2023A vom 22.03.2023



	Axle (s) / Achse (n)				
brake cylinder type (service / parking) Bremszylinder Typ (Betrieb / Fest)	20./	20./	16/16	16/16	/
Maximum stroke s <sub>max</sub> = ...mm maximaler Hub s <sub>max</sub> = ...mm	65	65	63	63	
Lever length = ...mm Hebellänge = ...mm	69.08	69.08	69.08	69.08	



**NEW ZEALAND HEAVY VEHICLE BRAKE RULE 32015  
WORKSHEET, PROCEDURE DOCUMENTATION SHEET  
& CONFIRMATION OF COMPLIANCE**

**CLIENT**

<b>MANUFACTURER:</b>	DOMETT TRAILERS
<b>ADDRESS:</b>	Taurikura Drive, Tauranga 3110
<b>FLEET:</b>	FONTERRA

**VEHICLE DETAILS**

<b>VEHICLE TYPE:</b>	4A TANKER	<b>CERT #:</b>	LC240209
<b>YEAR:</b>	2023	<b>CALCULATION #:</b>	2023 WABCO 4A WPC
<b>MAKE:</b>	DOMETT	<b>REGO #:</b>	
<b>MODEL:</b>	D1001	<b>LT400 #:</b>	A21577
<b>CHASSIS #:</b>	2373	<b>ORDER #:</b>	9823
<b>VIN #:</b>	7A9D10016R2023373		
<b>GVM: t</b>	26	<b>PRIME MOVER:</b>	EBS / EUROPEAN
<b>LOAD CONFIGURATION:</b>	UNIFORM DENSITY		
<b>GROUP RATINGS: t</b>	<b>FRONT</b>	<b>REAR</b>	
	15	15	
<b>WHEEL BASE: m</b>	5.07		
	<b>UNLADEN COG m</b>	<b>MAX HEIGHT m</b>	<b>HEIGHT DECK m</b>
	0.7	2.38	1.00
<b>COG: m</b>	1.492		
	<b>FRONT</b>	<b>REAR</b>	<b>TOTAL</b>
<b>TARE: t</b>	2.8	2.4	5.2
	<b>FRONT</b>	<b>REAR</b>	<b>FITTED</b>
<b>TYRE SIZE:</b>	265 70 R19.5	265 70 R19.5	265 70R 19.5
<b>ROLLING CIRCUMFERENCE: MM</b>	2645	2645	
<b>AXLE SPACING: m</b>	1.3	1.3	

## BRAKE & AXLE DETAILS

	MAKE	MODEL	TEST REPORT
AXLE:	SAF	SAF-ZI9W	TDB0749
POLE WHEEL FRONT:	90	POLE WHEEL REAR:	90
LINING MATERIAL:	JURID 539	BRAKE FACTOR:	23.03
SENSED AXLES:	1 + 3	NOTES:	
SERIAL NUMBERS:	1		
	2		
	3		
	4		
	5		

## CHAMBER AND VALVING DETAILS

CHAMBERS:	AXLE 1 & 2	AXLE 3 & 4	AXLE 5
BRAND:	TSE_CHAMBERS	WABCO_CHAMBERS	N/A
SIZE:	20HSCLD	1616 (925/464/461/0)	N/A
STROKE: <i>mm</i>	65	63	
TEST REPORT #:	BC 0041.0 Jul '07	BC 0006.0	
SPRING BRAKE FORCE: <i>kN</i>	N/A	6.28	
HOLDOFF PRESSURE: <i>Bar</i>	N/A	5	
FOUNDATION BRAKE:	WABCO PAN19	WABCO PAN19	
LEVER LENGTH: <i>mm</i>	69	69	N/A
BRAKE VALVES:	MAKE:	PART NUMBER:	PM PRESS. <i>kPa</i>
ECU PART #:	WABCO	480 102 08. 0 (MV)	80 kPa
3RD MODULATOR #:	WABCO	480 207 001 0 (24V)	80 kPa
ANTI-COMPOUNDING:	YES		
SPRING BRAKE RELAY:	SEALCO_SBR	110701	
YARD RELEASE VALVE:	SEALCO_YR	17600B	
INLINE RELAY FITTED:	N/A	N/A	
ECU DIRECTION:	<input checked="" type="checkbox"/> FRONT <input type="checkbox"/> REAR	FRONT FRICTION: $\mu$	0.51
SUBSYSTEMS:	<input type="checkbox"/> SMARTBOARD	<input type="checkbox"/> OPTI-LINK	<input type="checkbox"/> CAN ROUTER 446 122 050 0
	<input type="checkbox"/> ELEX 446 122 070 0	<input type="checkbox"/> TAILGUARD	

## SUSPENSION

	FRONT	REAR
SUSPENSION TYPE:	PNEUMATIC	PNEUMATIC
MAKE:	SAF_AIRSPRING	SAF_AIRSPRING
MODEL:	SAF_INTRA	SAF_INTRA
BELLOW SIZE:	2619, 300mm	2619, 300mm
HEIGHT CONTROL VALVE:	464 008 011 0	464 008 011 0
OTHER VALVES:	NORGREN 3042402	NORGREN 3042402
RIDE HEIGHT <i>MM</i> :	250	250
HANGER HEIGHT <i>MM</i> :		
PEDESTAL HEIGHT <i>MM</i> :		
LIFT AXLE:		N/A
TIPPING DUMP SWITCH:		PNEUMATIC
LIFTAXLE VALVE:		N/A
PRESSURE LIMITING:		N/A

## AIR TANKS

AIR TANKS STANDARD:	SAE J10A / EN286-2	
	FRONT	REAR
BRAKE TANK SIZE: <i>L</i>	C51902, 48L	C51902, 48L
AUXILIARY TANK SIZE: <i>L</i>		C51901, 25L x 2
PRESSURE PROTECTION:	WABCO PEM: 461 513 002 0	

## AIR LINES

### TEST POINTS:

CONTROL LINE:	FILTER X 1	TANK:	ECU X 1
REAR CHAMBER:	ECU X 2	FRONT CHAMBER:	LEFT 1st
DUOMATIC COLOUR CODED:	YES		

**ELECTRONIC HEIGHT SENSOR CALIBRATION**

	TIMER TICKS [F/R]	MILLIMETRE [F / R]
UPPER LEVEL:	<input type="text"/>	<input type="text"/>
NORMAL LEVEL:	<input type="text"/>	<input type="text"/>
LOWER LEVEL:	<input type="text"/>	<input type="text"/>

**CHECKS AT COMMISSION OF VEHICLE**

CHAMBER BUNGS REMOVED:  VALVE MOUNTING:   
 ECU BLANKING PLUGS CHECKED:

RESPONSE TIME: MODULATOR 2.1 MODULATOR 2.2 RELAY VALVE  
 ms:

**NOTES AND SPECIAL CONDITIONS**

06/12/2023 received est build schedule and request to do project, receive drawings etc.

Start files, request and receive product and trailer data. Compile data, recheck calculations and ECU file data.

14/2/24 Assign certification number, complete and send file.

**REASON FOR CERTIFICATION:** NEW TRAILER

*I UNDERSTAND AND DECLARE THAT I AM THE CERTIFIER IDENTIFIED BELOW AND HOLD A CURRENT VALID APPOINTMENT. I CERTIFY THAT AT THE TIME OF INSPECTION THE ABOVE MENTIONED VEHICLE COMPONENT DESIGN AND THIS CERTIFICATION COMPLIES IN ALL RESPECTS WITH THE LAND TRANSPORT RULE VEHICLE STANDARDS COMPLIANCE 2002 AND MY DEED OF APPOINTMENT. TO THE BEST OF MY KNOWLEDGE THE INFORMATION CONTAINED IN THIS CERTIFICATE IS TRUE AND CORRECT.*

**RULE / STD COMPLIED TO:**

NEW ZEALAND HEAVY VEHICLE BRAKE RULE 32015, SCHEDULE 5, ADR 35, ~~ECE R13, FMZSS 121~~

DATE: 4/03/2024

SIGNED: *Lance Cawte*

CERTIFIER NAME & ID: CHRIS CLARKE CJC

SODC BY: LANCE CAWTE LPC

PHONE (BUS): 09-980-7300

FAX:

POSTAL ADDRESS: P.O. Box 98-971, Manukau 2241  
New Zealand